

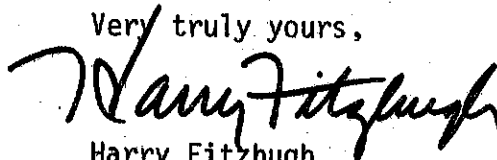
ILLINOIS HIGH SCHOOL ASSOCIATION
2715 McGraw Drive Bloomington, Illinois 61701

To The Principal Addressed:

Enclosed are complete results of the 1976 Boys State Track Meet by Class according to performance. This report has been compiled by Mr. Roy Gummerson of the Boys Track Advisory Committee.


We ask that you give this copy of results to the Head Boys Track Coach at your school.

Very truly yours,



Harry Fitzhugh
Executive Secretary

HF/mz
Enc.



Class AA-Two Mile Relay--1976

<u>Dist Assgn't</u>	<u>School</u>	<u>Dist Time</u>	<u>State Prelims</u>	<u>State Finals</u>	
33-1	LaGrange (Lyons)	7:48.2	7:50.70	7:38.27	(2)
29-1	Champaign, (Central)	7:49.8	7:54.14	7:43.58	(7)
21-1	Chicago Heights (Bloom H.S.)	7:52.5	7:48.13	7:39.52	(4)
21-2	South Holland (Thornwood)	7:54.7	7:54.39	7:41.70	(6)
21-3	Harvey (Thornton)	7:58.5	7:52.08	7:37.97	(1)
22-1	Evanston (H.S.)	7:59.4	7:50.65	7:40.53	(5)
32-1	Rockford (East)	8:01.5	7:52.20	7:38.97	(3)
25-1	Rock Island (H.S.)	8:01.9	8:08.51		
29-2	Rantoul	8:02.0	8:17.5		
25-3	Princeton	8:02.1	7:59.4	8:31.70	(11)
25-2	East Moline (United)	8:02.1	8:04.4		
22-2	Winnetka (New Trier East)	8:02.6	7:52.33	7:44.83	(8)
23-1	East St. Louis (Sr.)	8:02.8	7:53.30	Disq.	
29-3	Normal (Community)	8:03.6	8:06.9		
26-1	Arlington Heights (Forest View)	8:04.4	8:27.06		
27-1	Salem	8:05.6	8:23.01		
32-2	Rockford (Guilford)	8:05.8	8:14.9		
31-1	Chillicothe (IVC)	8:06.7	8:08.0		
26-2	Hoffman Estates (H.S.)	8:07.8	8:17.5		
27-2	Centralia	8:08.0	8:19.8		
24-1	Glen Ellyn (Glenbard West)	8:08.7	8:01.52	7:56.80	(9)
28-1	Naperville (Central)	8:08.8	8:05.0		
33-2	Elmhurst (York)	8:09.1	7:51.21	8:07.56	(10)
28-2	Aurora (West)	8:09.5	8:09.38		
30-1	Chicago (Marist)	8:09.5	8:05.41		
24-2	Lombard (Glenbard East)	8:10.4	8:24.70		
31-2	Peoria (Academy/Spalding)	8:12.6	8:34.2		
30-2	Burbank (Reavis)	8:16.6	8:45.36		
23-2	Alton (Sr.)	8:16.7	8:14.6		
20-1	Chicago (Roosevelt)	8:19.1	8:07.0		
34-1	Lake Forest (H.S.)	8:21.0	8:07.9		
20-2	Chicago (Faragut)	8:21.4	8:48.93		
20-3	Chicago (Kenwood)	8:22.7	8:27.51		
20-4	Chicago (King H.S.)	8:24.3	8:26.29		
34-2	Waukegan (East)	8:31.8	8:26.9		

1976 Qualifying Standard--8:05

Event Class AA-440 Yard Relay

<u>Dist</u> <u>Assgmt</u>	<u>School</u>	<u>Dist</u> <u>Time</u>	<u>State</u> <u>Prelims</u>	<u>State</u> <u>Finals</u>
30-1	Oaklawn (Richards)	:40.33	:43.13	:43.00 (4)
23-1	East St. Louis (Sr.)	:42.1	:43.02	:42.22 (1)
23-2	East St. Louis (Lincoln)	:42.1	:43.57	
28-1	New Lenox (Providence)	:42.8	:43.45	:43.30 (6)
25-1	Rock Island (H.S.)	:42.8	:43.56	
29-1	Rantoul	:43.1	:43.25	:42.70 (3)
21-1	Chicago Heights (Bloom)	:43.1	:42.97	:42.30 (2)
31-1	Springfield (Southeast)	:43.1	:Disq	
32-1	Rockford (Harlem)	:43.1	:44.02	
25-3	East Moline (United)	:43.2	:44.0	
21-2	Olympia Fields (Rich Central)	:43.2	:44.18	
22-1	Evanston	:43.2	:44.6	
20-1	Chicago (Westinghouse)	:43.2	:43.79	
31-2	Peoria (Manual)	:43.3	:43.70	
20-2	Chicago (Phillips)	:43.3	:43.63	
29-2	Danville (H.S.)	:43.4	:43.55	
28-2	Joliet (East)	:43.5	:43.49	:43.29 (5)
24-1	Glen Ellyn (Glenbard West)	:43.5	:43.66	
34-1	Waukegan (East)	:43.5	:44.01	
24-2	Elgin (Larkin)	:43.5	:43.8	
23-3	Alton (Sr.)	:43.5	:43.97	
34-2	North Chicago	:43.6	:44.31	
20-3	Chicago (Engelwood)	:43.6	:44.9	
28-3	Lockport (Central)	:43.6	:44.0	
22-2	Des Plaines (Maine West)	:43.7	:43.18	DNF
24-3	Addison (A. Trial)	:43.7	:44.4	
32-2	Crystal Lake	:43.7	:44.0	
32-3	Rockford (Auburn)	:43.75	:44.2	
28-4	Aurora (East)	:43.8	:45.0	
23-4	Edwardsville	:43.8		
29-3	Herschler	:43.8	:45.8	
26-1	Palatine (H.S.)	:43.8	:44.4	
31-3	Peoria (H.S.)	:43.8	:44.6	
24-5	Lombard (Glenbard East)	:43.8	:44.1	
34-3	Zion (Z.-Benton)	:43.8	:44.1	
24-4	Wheaton (North)	:43.8	:44.06	
31-2	Chicago (Hendel)	:43.9	:43.53	
26-3	Arlington Hts. (Forest View)	:43.9	:46.2	
26-4	Palatine (Friend)	:43.9	:44.53	
29-4	Urbana (H.S.)	:43.9	:44.2	
20-5	Chicago (King H.S.)	:43.9	:43.99	
26-2	Rolling Meadows	:43.9	:Disq	
20-4	Chicago (Vocational)	:43.9	:Disq	
31-4	Letamore	:44.0	:45.0	
33-1	Chicago (ST. Ignatius)	:44.0	:44.75	
33-2	Riverside (Central)	:44.2	:44.39	
25-2	Moline	:43.0	:44.31	
27-1	Charleston	:44.3	:45.6	
27-2	Ht. Vernon	:44.4	:44.9	

1976 Qualifying Standard--:44.0

CLASS AA--TWO MILE RUN--1976

<u>Dist.</u> <u>Assant.</u>	<u>Contestant</u>	<u>School</u>	<u>Dist.</u> <u>Time</u>	<u>State</u> <u>Finals</u>
33-1	Craker, Ron	Elmhurst (York)	8:59.1	
21-1	Graves, Tom	Orland Park (Sandburg)	9:06.6	9:00.52 (1)
32-1	Gilchrist, Don	Rockford (East)	9:08	9:06.18 (2)
30-1	Bensema, Dave	Oaklawn (Richards)	9:14.3	9:06.99 (3)
24-1	Dickema, Doug	Wheaton (North)	9:17.1	9:13.09 (6)
33-2	Jergens, Tom	Villa Park (Willowbrook)	9:18.1	
28-1	Finnestad, Dave	Oswego	9:18.8	9:24.40 (13)
33-3	Keen, Jim	Riverside (R.-Brookfield)	9:19	
34-1	Erdal, Dave	Waukegan (East)	9:19.4	9:22.74 (10)
34-2	McCallister, Mark	Deerfield	9:19.5	
28-2	Imhof, Don	Lisle (Benet)	9:20.2	
33-4	Spivey, Jim	Bensenville (Fenton)	9:21.8	
33-5	McHugh, Jim	Hillside (Proviso West)	9:22	9:20.98 (8)
28-3	Mountain, Tom	Downers Grove (North)	9:22.6	
22-1	Tolan, Brian	Des Plaines (Maine West)	9:23.6	
34-3	Novak, Marc	Deerfield	9:24	9:21.33 (9)
22-2	Tomasik, Mark	Park Ridge (Maine East)	9:25.1	9:09.30 (4)
28-4	Halsey, Steve	Downers Grove (North)	9:26.5	9:23.12 (12)
21-2	Augustus, Jeff	Homewood Flossmoor	9:28.9	9:24.61 (14)
22-3	Flannery, Jim	Chicago (Gordon Tech)	9:29.5	9:10.49 (5)
21-3	Carrizales, Dave	Chicago Heights (Bloom)	9:29.6	
28-5	Hurd, Tony	Aurora (East)	9:30	
25-1	Schaulte, Larry	Rock Falls	9:33.5	9:36.41 (21)
20-1	Fernando, Reyes	Chicago (Harrison)	9:33.5	9:14.89 (7)
22-4	Savage, Robert	Northfield (New Trier West)	9:35.3	9:29.44 (17)
31-1	Parker, Rick	Peoria (H.S.)	9:35.7	
34-4	Skarda, Dan	Mundelein (H.S.)	9:36.2	9:28.42 (16)
29-1	Owen, Jeff	Danville (H.S.)	9:36.3	
26-1	Inbody, Dave	Palatine (Fremd)	9:36.4	
26-2	Elliott, Chuck	Palatine (H.S.)	9:36.6	9:39.75 (23)
32-2	Moller, Keith	Crystal Lake	9:37	
24-2	Avery, Jay	Wheaton (North)	9:37.4	9:27.44 (15)
26-3	Fischer, Mike	Arlington Hts. (Arlington)	9:38	
31-2	McIntosh, Mark	Peoria (Woodruff)	9:38.7	9:35.97 (20)
29-2	Irion, Dave	Normal (Community)	9:38.8	9:43.66 (24)
23-1	Adler, Randy	Alton (Sr.)	9:39.2	9:22.97 (11)
25-2	Bellmyer, Jerry	Moline	9:39.4	
30-2	Bricker, Roy	Chicago (St. Rita)	9:40	9:32.90 (18)
27-1	Horn, Bill	Mattoon	9:42.9	9:39.41 (22)
27-2	Sager, Perry	Olney (East Richland)	9:44.9	
20-2	Del Herrio, Luis	Chicago (Lane Tech)	9:45.8	
23-2	Baker, Mike	Granite City (North)	9:49.3	9:33.81 (19)
20-3	Pickell, Edward	Chicago (Lakeview)	9:58.1	
20-4	Samuels, Wayne	Chicago (Morgan Park)	10:04.1	

1976 Qualifying Standard -- 9:38.0

Event Class AA-120 yard High Hurdles-1976

<u>Dist.</u> <u>Asgmt.</u>	<u>Contestant</u>	<u>School</u>	<u>Dist.</u> <u>Time</u>	<u>State</u> <u>Prelims</u>	<u>State</u> <u>Semi-Finals</u>	<u>State</u> <u>Finals</u>
33-1	Foster, Greg	Maywood (Proviso East)	13.4	13.64	13.24	13.83(1)
20-1	Thomas, Edward	Chicago (King H.S.)	13.6	13.89	13.84	14.39(2)
29-1	Gentry, Gary	Danville (H.S.)	14.1	14.68	15.0	
20-2	Smith, Tyrone	Chicago (Engelwood)	14.2	15.5		
29-2	Lowell, Keith	Rantoul	14.2	14.34	14.25	14.57(5)
33-2	Warren, Anthony	Maywood (Proviso East)	14.2	14.54		
20-3	Humbles, Claude	Chicago (Phillips)	14.3	15.01	14.61	
31-1	Timms, Bobby	Springfield (Southeast)	14.3	14.45	14.35	14.59(6)
33-3	Garafalo, Tom	Elmhurst (York)	14.3	14.67	14.65	
22-1	Crabtree, Glenn	Evanston (H.S.)	14.4	14.98	15.1	
34-1	Lundy, Nate	North Chicago	14.4	14.72	14.38	14.43(3)
21-1	Carabine, Dennis	Chicago Hts., (Bloom)	14.5	14.48	14.6	
23-1	Matthews, Ray	East St. Louis (Lincoln)	14.5	14.86	14.61	
28-1	Martin, Deston	Joliet (Central)	14.5	16.2		
33-4	Lawler, Erich	LaGrange (Lyons)	14.5	14.79	14.7	
24-1	Rice, Brian	Wheaton (North)	14.6	14.95	14.9	
26-1	Vartanian, Jim	Arlington Hts. (Forest View)	14.6	14.98	14.73	14.83(7)
32-1	Bartels, Bruce	Rockford (Harlem)	14.6	14.50	14.25	14.84(8)
23-2	Kiwiatkowski, Dave	Granite City (North)	14.6	15.26	15.44	
31-2	Dentino, Greg	Peoria (Manual)	14.6			
20-4	Brown, Jerome	Chicago (King H.S.)	14.7	15.4		
25-1	Johnson, Mike	Moline	14.7	14.47	14.25	14.55(4)
24-2	Carlson, Ted	Wheaton (Central)	14.7	15.3		
26-2	O'Brien, Pat	Elk Grove Village (E.G.)	14.7	15.00	14.9	
29-3	Schaefer, Mike	Pontiac	14.7	15.3	15.45	
29-4	Sanders, Dean	Mt. Zion	14.7	15.51	15.8	
33-5	Banaszak, Larry	Cicero (Morton East)	14.7	16.0		
26-3	B rncman, Jim	Palatine (Fremd)	14.7+	14.9		
21-2	Jones, John	South Holland (Thornwood)	14.8	15.31		
22-2	Schultz, Bill	Wilmette (Loyola)	14.8	15.06	15.14	
25-2	Allen, Randy	Galesburg	14.8	15.8		
21-3	Jackson, Bobby	Harvey (Thornton)	14.8	15.2	15.2	
31-3	Smith, McKay	Springfield (Southeast)	14.8	15.6		
27-1	Batts, Jack	Benton	14.9	16.3		
30-1	Cunningham, Mike	Chicago (Marist)	14.9	15.4		
34-2	Spencer, Ed	Zion (Z. -Benton)	14.9	15.00	15.2	
24-3	Moeller, John	Elgin (H.S.)	14.9	15.4		
24-4	Rogers, George	Lombard (Glenbard East)	14.9	15.9		
31-4	Friedrich, Vince	Metamora	14.9	15.3	15.2	
20-5	Lockridge, Jesse	Chicago (Harlan)	14.9	16.8		
24-5	Janisch, Jchn	Glen Ellyn (Glenbard West)	14.9	15.41	15.25	
27-2	Durham, Buck	Benton	15.0	15.7		
28-2	Phillips, David	Aurora (West)	15.0	14.79	15.23	

Event Class AA-120 yard High Hurdles-1976 cont.

<u>Dist.</u> <u>Acgmt.</u>	<u>Contestant</u>	<u>School</u>	<u>Dist.</u> <u>Time</u>	<u>State</u> <u>Prelims</u>	<u>State</u> <u>Semi-Finals</u>	<u>State</u> <u>Finals</u>
30-2	Johnson, Walter	Oaklawn (Richards)	15.0	15.32		
(32-2)	Langan, Al	Rockford (Jefferson)	15.1	15.6	15.38	
25-3	DePauw, Paul	Geneseo (Darnall)	15.0	15.10		
22-3	Parenti, Sal	Skokie (Niles East)	15.0	15.29	15.25	
23-3	Boyd, Ralph	East St. Louis (Sr.)	15.0	14.8		
30-3	Fahey, Tom	Chicago (Marist)	15.0	16.0		
34-3	Keller, Steve	Prairie View (Stevenson)	15.0	15.21		
23-4	Wilson, Kenneth	East St. Louis (Lincoln)	15.0	15.23		
29-5	Ochiltree, Brad	Bloomington (H.S.)	15.0	15.3		
31-5	Slusser, Bob	Peoria (Bergan)	15.0	16.4		

(No. 32-2 is out of order)

1976 Qualifying Standard--:15.0

6

CLASS AA

100 Yd DASH - 1976

Dist Assgmt	Contestant	School	Dist Time	State Prelims	Semi Finals	State Finals
24-1	Rosone, Jim	Addison (A. Trail)	9.7	10.0	9.95	10.22
23-1	Pickett, Lamar	East St. Louis (Sr.)	9.7	9.87	9.66	9.90
20-1	Dominick, Mike	Chicago, (DuSable)	9.7	9.90	9.69	9.95
34-2	Fingers, Charles	North Chicago	9.7	10.15	10.09	
22-2	Krainik, Tony	Des Plaines (Maine West)	9.8	10.0	9.97	10.17
28-1	Graf, Tim	Joliet (East)	9.80	9.89	9.78	9.54
20-2	Mooring, Angelo	Chicago (Vocational)	9.8	9.9	9.90	9.96
33-1	Folke, Rich	LaGrange (Lyons)	9.8	9.9	9.90	10.19
22-1	Unger, Scott S.	Des Plaines (Main West)	9.8	10.0	10.1	
24-2	Odum, John	Glen Ellyn (Glenbard We.)	9.8	10.4		
23-2	Townsend, Richard	East St. Louis (Sr.)	9.9	10.2	9.88	10.15
20-3	Harris, Felix	Chicago (Westinghouse)	9.9	10.0	10.0	
20-4	Campbell, Glenn	Chicago (Westinghouse)	9.9	10.21		
24-3	Noel, Dana	Wheaton (Central)	9.9	10.08	10.0	
27-1	Moutray, Mike	Charleston	9.9	10.05	10.01	
21-1	Rose, Jeff	Chicago Heights (Bloom)	9.9	10.1	10.4	
34-2	Tate, Walter	North Chicago	9.9	10.37		
29-1	Glover, John	Danville (H. S.)	9.9	10.15	10.2	
34-3	Capp, Mike	Zion (Z. Benton)	9.9	10.3		
20-5	Carter, Danny	Chicago (Phillips)	9.9	10.44		
28-2	Johnson, Kevin	New Lenox (Prov.)	9.95	9.89	9.98	
29-2	Hawkins, Stan	Lincoln	10.0	10.32	10.31	
25-1	Foy, Rommel	Moline	10.0			
30-2	James, Robert	Chicago (Mendal Catholic)	10.0	9.86	10.11	
30-3	Portwood, John	Oaklawn (Richards)	10.0	10.15	10.4	
29-4	Russell, Mike	Urbana (H. S.)	10.0	10.3	10.1	
21-2	Foy, Ron	South Holland (Thornwood)	10.0	10.33	10.12	
21-3	Lengel, John	Dolton (Thornridge)	10.0	10.39	10.54	
33-2	Stepp, Lou	Hillside (Proviso West)	10.0	10.4		
24-4	Maxwell, John	Carol Stream (Glenbard No.)	10.0			
29-3	Evans, Dino	Rantoul	10.0			
33-3	Thomka, Jeff	Bensenville (Fenton)	10.0	10.5		
30-5	Frazier, Chris	Chicago (Hales Franciscan)	10.0	10.7		
24-5	Thompson, Ken	Batavia	10.0	10.5		
30-4	Salas, Carlos	Chicago (Mendal Catholic)	10.0	10.48		
30-1	Thomas, Darold	Oaklawn (Richards)	10.0	10.4		
34-4	McCallister, Bill	Zion (Z.-Benton)	10.0			
29-5	Council, David	Rantoul	10.0			
25-2	Lee, Ken	Rock Island (H.S.)	10.0			
32-1	Jordan, Chris	Rockford (Auburn)	10.1	10.34		
27-2	Forby, Eric	Benton	10.1	10.3		
26-1	Boursaw, Dave	Rolling Meadows	10.1+	10.15		
32-2	Anderson, Steve	Rockford (Boylan)	10.15	10.45		
31-1	Faulkner, Darrell	Peoria (Manual)	10.2	10.21		
26-2	Di Puma, Bill	Hoffman Estates (H. S.)	10.2	10.5	10.2	
31-2	Henderson, Lloyd	Peoria (H.S.)	10.3			

1976 Qualifying Standard--:10.0

Event Class AA-880 Yard Run--1976

<u>Dist.</u> <u>Asgmt.</u>	<u>Contestant</u>	<u>School</u>	<u>Dist.</u> <u>Time</u>	<u>State</u> <u>Prelims</u>	<u>State</u> <u>Finals</u>
32-1	Trojnar, Mark	Rockford (East)	1:55.2		
33-1	Urbaniak, Glenn	Northlake (West Leydon)	1:55.3	1:57.51	1:58.09
33-2	Garcia, Mike	Elmhurst (York)	1:55.5	2:10.3	
33-3	Martin, Craig	Villa Park (Willowbrook)	1:55.9	1:56.8	1:56.05
22-1	Heroux, Chris	Des Plaines (Maine North)	1:56.0	1:56.35	1:51.27
20-1	Johnson, Dennis	Chicago (Parker)	1:56.2	1:57.31	1:54.41
31-1	Ayoub, Dave	Peoria (H.S.)	1:56.5	1:54.16	1:52.60
26-1	Schellenberger, Steve	Arlington Hts. (Forest View)	1:56.7	1:55.36	1:49.92
22-2	Ramriez, Rick	Norridge (Ridgewood)	1:56.8	1:55.05	1:54.44
20-2	McCloud, Kenneth	Chicago (Engelwood)	1:56.9	1:54.9	1:53.61
32-2	Kulisek, Lloyd	Woodstock (Comm.)	1:57.1	1:58.9	
29-1	Cook, Kenny	Stanford (Olympia)	1:57.1	1:58.19	
21-1	Staggs, Ken	Homewood-Flossmoor	1:57.2	1:53.78	1:51.86
23-2	Pleasant, Sam	East St. Louis (Sr.)	1:57.5	1:58.62	
23-1	Holmes, Frank	Granite City (South)	1:57.5	2:01.7	
28-1	Warner, Bob	Naperville (Central)	1:57.65	2:08.5	
25-1	Hodge, Pat	Princeton	1:57.8	1:55.6	1:53.90
23-3	Townsend, Marvin	East St. Louis (Sr.)	1:57.8	1:55.2	1:53.20
33-4	Driscoll, Jim	Elmhurst (York)	1:57.8	1:58.8	
23-4	Marfia, Steve	Edwardsville	1:58.0	2:03.9	
28-2	Thompson, Larry	Joliet (East)	1:58.02	1:59.47	
29-2	Wolf, Guy	Champaign (Central)	1:58.2		
31-2	Boyd, Keith	Springfield (Lamphier)	1:58.2	2:03.5	
24-1	Harris, Dan	Glen Ellyn (Glenbard West)	1:58.3	2:03.1	
30-1	Mallon, Joe	Evergreen Park	1:58.3	2:02.2	
26-2	Kastner, Steve	Arlington Hts. (St. Viator)	1:58.4	2:03.0	
20-3	Horman, Mike	Chicago (Lane)	1:58.6	1:56.5	1:53.50
24-2	Fritz, Mike	Glen Ellyn (Glenbard West)	1:58.6	2:01.0	
34-1	Green, Tim	Libertyville	1:58.8	2:03.5	
30-2	Hansen, Tim	Oaklawn (Community)	1:58.9	2:05.2	
25-2	Strom, Dave	Moline	1:59.0	2:02.22	
34-2	Moyers, John	Gurnee (Warren)	1:59.1	1:59.6	
27-1	Kuhns, Scott	Mascoutah	1:59.5	2:01.3	
20-4	Hardy, James	Chicago (Calumet)	2:00.0	1:59.4	
27-2	McCuan, Jim	Harrisburg	2:00.1	2:00.6	

1976 Qualifying Standard--1:58.0

Class AA - Event: 880 Yd. Relay 1976

<u>Dist</u> <u>Assgn't</u>	<u>School</u>	<u>Dist.</u> <u>Time</u>	<u>State</u> <u>Prelims</u>	<u>State</u> <u>Finals</u>
23-1	East St. Louis (Sr.)	1:27.0	1:30.06	1:28.01 (1)
23-2	East St. Louis (Lincoln)	1:27.1	Disc	
25-1	Rock Island (H.S.)	1:29.2	1:31.1	1:29.64 (7)
30-1	Chicago (Mendel)	1:29.3	1:37.6	
21-1	Chicago Heights (Bloom)	1:29.4	1:29.65	1:28.02 (2)
20-1	Chicago (Engelwood)	1:29.4	1:31.7	
30-2	Oaklawn (Richards)	1:29.8	1:30.06	1:30.39 (9)
20-2	Chicago (Westinghouse)	1:29.9	1:32.9	
20-3	Chicago (Phillips)	1:30.0	1:31.05	1:28.92 (5)
21-2	Olympia Fields (Rich Central)	1:30.0	1:31.6	
33-1	Maywood (Proviso East)	1:30.2	1:29.47	1:28.02 (3)
25-2	East Moline (United)	1:30.2	1:31.9	
29-1	Rantoul	1:30.3	1:30.9	1:29.71 (8)
22-1	Evanston	1:30.3	1:33.5	
24-1	Glen Ellyn (Glenbard West)	1:30.8	1:30.72	1:28.93 (6)
31-1	Peoria (H.S.)	1:30.8	1:33.7	
32-1	Rockford (Harlem)	1:30.9	1:31.1	1:32.61 (10)
29-2	Herscher	1:30.9	1:32.7	
28-1	New Lenox (Providence)	1:30.96	1:33.6	
31-2	Peoria (Manual)	1:31.0	1:32.8	
34-1	Zion (Z.-Benton)	1:31.2	1:32.2	
23-3	Edwardsville	1:31.3	1:34.6	
22-2	Park Ridge (Maine East)	1:31.3	1:34.16	
24-2	Elgin (Larkin)	1:31.3	1:32.4	
33-2	Lagrange (Lyons)	1:31.4	1:29.82	1:28.55 (4)
23-4	Alton (Sr.)	1:31.4	1:33.73	
32-2	McHenry	1:31.4	1:34.3	
20-4	Chicago (King)	1:31.5	1:33.01	
29-3	Danville (H.S.)	1:31.5	1:32.2	
26-1	Palatine (H.S.)	1:31.6	1:35.3	
33-3	Hillside (Proviso West)	1:31.6	1:32.7	
28-2	Aurora (East)	1:31.69	1:34.3	
32-3	Rockford (Guilford)	1:31.8	1:35.3	
24-3	Addison (A. Trail)	1:31.8	1:32.4	
28-3	Joliet (East)	1:31.85	Disq	
20-5	Chicago (Vocational)	1:31.9	Disq	
26-2	Rolling Meadows	1:32.0	Disq	
24-4	Glen Ellyn (Glenbard South)	1:32.0	1:33.3	
34-2	Libertyville	1:32.7	1:37.0	
27-1	Mattoon	1:32.8	1:38.2	
27-2	Paris	1:33.4	1:34.65	

1976 Qualifying Standard--1:32.0

Event Class AA - 440 - YARD DASH - 1976

<u>Dist</u> <u>Assgmt</u>	<u>Contestant</u>	<u>School</u>	<u>Dist</u> <u>Time</u>	<u>State</u> <u>Prelims</u>	<u>State</u> <u>Finals</u>
21-1	White, Donald	Harvey (Thornton)	49.2	49.38	48.40 (1)
23-1	Belt, Darnell	East St. Louis (Sr.)	49.5	50.34	
25-1	Blue, Rod	Galesburg	49.6	50.4	
30-1	Peebles, Darek	Chicago (Hales Franciscan)	49.6	50.4	
21-2	Howard, Graig	South Holland (Thornwood)	49.7	49.75	49.98 (8)
26-1	Sutton, Rich	Rolling Meadows (H.S.)	49.8	----	
30-2	Vrbancic, Mike	Chicago (Marist)	49.8	50.5	
21-3	Martin, Rob	Oak Forest H.S.	49.8	50.6	
20-1	Norey, Wilbert	Chicago (Harlan)	49.8	50.5	
25-2	Williams, John	Rock Falls	50.0	50.5	
31-1	Strong, Alan	Chillicothe (IVC)	50.1	52.6	
20-2	Parker, Mike	Chicago (Dunbar)	50.2	50.1	49.20 (3)
21-4	Keene, Bruce	(Homewood-Flossmoor)	50.2	51.2	
26-2	Hadley, Steve	Arlington Hts. (Arlington)	50.3	50.7	
33-1	Schacht, Mark	Hinsdale (Central)	50.3	50.6	
30-3	Gleeson, Bill	Burbank (St. Laurence)	50.4	50.06	50.38 (9)
24-1	Cadagin, John	Lombard (Glenbard East)	50.5	50.0	49.34 (4)
28-1	Moeck, Kurt	Naperville (Central)	50.5	53.9	
34-1	Tunncliff, Tom	Libertyville	50.5	51.3	
28-2	DeGarmo, Micky	Aurora (East)	50.59	51.56	
24-2	Rasmussen, Mark	Geneva	50.6	49.95	49.94 (7)
31-2	Toigo, John	Springfield, (Lanphier)	50.6	49.9	49.54 (5)
32-1	Thomas, Dale	Rockford (East)	50.6	----	
29-1	Mickelson, Eric	Herscher	50.6	51.2	
27-1	Day, Ray	Herrin	50.6	52.0	
27-2	Henderson, Otis	Mattoon	50.7	51.7	
29-2	Toland, Bill	Urbana (H.S.)	50.7	50.7	
27-3	Golliher, Pat	Benton	50.75	53.5	
22-1	Krainik, Tony	Des Plaines (Maine West)	50.8	----	
34-2	Jones, Joe	North Chicago	50.8	50.6	
22-2	Unger, Scott	Des Plaines (Maine West)	50.8	----	
23-2	Ward, Joe	Granite City (South)	50.8	50.5	
34-3	Brown, Tom	Wauconda	50.9	50.05	49.58 (6)
32-2	Cain, Robbie	Rockford (Auburn)	50.9	52.7	
31-3	Clegg, Gary	Peoria (Richwoods)	51.0	52.7	
25-3	Johnson, Mike	Moline	51.0	----	
28-3	Bevins, Don	Oswego	51.0	----	
34-4	Kendrie, Jeff	Waukegan (West)	51.0	50.5	
20-3	Jones, Steve	Chicago (Harlan)	51.2	49.43	49.05 (2)
33-2	Benedetto, Lyle	Villa Park (Willowbrook)	51.3	50.7	
20-4	Jablonski, Jay	Chicago (Curie)	51.6	----	

1976 Qualifying Standard--:51.0

Event Class AA- 330 Yard-Low Hurdles--1976

<u>Dist</u> <u>Asgmt</u>	<u>Contestant</u>	<u>School</u>	<u>Dist</u> <u>Time</u>	<u>State</u> <u>Prelims</u>	<u>State</u> <u>Finals</u>
33-1	Foster, Greg	Maywood (Proviso East)	37.1	37.6	36.66
29-1	Graves, Mike	Kankakee (Westview)	37.3	38.5	37.41
20-1	Thomas, Edward	Chicago (King)	37.6	37.5	36.21
31-1	Timms, Bobby	Springfield, (Southeast)	37.7	38.4	37.49
20-2	Smith, Tyrone	Chicago (Engelwood)	37.7	38.7	37.33
20-3	Duckworth, Dennis	Chicago (Farragut)	37.8	38.2	Disq.
33-2	Warren, Anthony	Maywood (Proviso East)	37.8	38.3	37.69
24-1	Rau, Mark	Glen Ellyn (Glenbard West)	37.9	38.7	38.03
20-4	Hall, Orvie	Chicago (Harlan)	37.9	39.0	
32-1	Bartels, Bruce	Rockford (Harlem)	38.0	38.3	37.38
24-2	McCoy, Marty	Lombard (Glenbard East)	38.1	41.5	
27-1	Lee, Brian	Mt. Vernon	38.2	39.1	
24-3	Linder, John	St. Charles	38.3	38.8	
26-1	Falbo, Rich	Palatine (H.S.)	38.5	39.8	
20-5	Williams, Tyrone	Chicago (Lane)	38.5	39.4	
31-2	Little, Brian	Peoria (Woodruff)	38.6	38.7	38.29
23-1	Poe, Johnny	East St. Louis (Lincoln)	38.6	DNF	
23-2	Hamilton, Kevin	East St. Louis (Lincoln)	38.6	DNF	
26-3	Assil, Sam	Hoffman Estates (Conant)	38.6+	40.1	
34-1	Lundy, Nate	North Chicago	38.6	39.1	
29-2	Glover, John	Danville (H.S.)	38.6	39.1	
29-3	Sanders, Dean	Mt. Zion	38.6	39.7	
26-2	King, Dave	Elk Grove Village (E.G.)	38.6	39.1	
33-3	Banaszak, Larry	Cicero (Morton East)	38.7		
29-4	Schaeffer, Mike	Pontiac	38.7	40.0	
22-1	Crabtree, Glenn	Evanston (H.S.)	38.7	40.7	
25-1	Johnson, Robert	Rock Island (H.S.)	38.7	39.5	
31-3	Blake, Cortez	Peoria (H.S.)	38.8		
26-4	Wright, Jim	Mt. Prospect (Prospect)	38.8	39.6	
34-2	Helmer, Dave	Lake Zurich	38.8	40.6	
34-3	Keller, Steve	Prairie View (Stevenson)	38.8	39.2	
25-2	Van Echaute, Jeff	Moline	38.9	39.5	
27-2	Garrett, Mickey	West Frankfort (Frankfort)	39.0	40.2	
22-2	Szalaiku, Paul	Chicago (St. Patrick)	39.0	39.8	
28-1	Martin, Deston	Joliet (Central)	39.1	DNF	
28-2	Martin Todd	Aurora (East)	39.13	40.1	
32-2	Baer, Scott	Freeport (S.)	39.3	40.6	
21-1	Tobin, Frank	Crete-Monee	39.5	41.2	
21-2	Mercer, Fred	Park Forest (Rich East)	39.5	40.5	
30-1	Johnson, Walter	Oaklawn (Richards)	39.8	41.4	
30-2	Fahey, Tom	Chicago (Marist)	40.1	41.9	
30-3	Witous, Jim	Chicago (Brother Rice)	40.8	Not Qualified	
30-4	Callado, Dennis	Burbank (Reavis)	40.8	Not Qualified	

1976 Qualifying Standard -- :38.8

11

(Class AA--Mile Run--1976)

<u>Dist.</u> <u>Asgmt.</u>	<u>Contestant</u>	<u>School</u>	<u>Dist.</u> <u>Time</u>	<u>State</u> <u>Perlims.</u>	<u>State</u> <u>Finals</u>
21-1	Hicks, Bob	Orland Park (Sandburg)	4:15.0	4:16.8	4:09.16(2)
33-1	Herbert, John	Hinsdale (Central)	4:16.2	4:18.6	4:12.36(4)
33-2	Kuntz, Chris	Villa Park (Willowbrook)	4:16.2	4:16.8	4:12.81(5)
32-1	Wartgow, Ron	Belvidere	4:16.5	4:16.2	4:07.80(1)
22-1	Chaplin, Steve	Glenview (Glenbrook South)	4:18.0	4:18.8	4:16.17(7)
21-2	Graves, Tom	Orland Park (Sandburg)	4:18.7		
21-3	Small, Jeff	Chicago Heights (Bloom)	4:20.1	Scratch	
34-1	McCallister, Todd	Deerfield	4:20.3	4:16.2	4:10.13(3)
26-1	Johnson, Tom	Palatine (H.S.)	4:20.5	4:20.3	4:16.79(8)
29-1	Reilly, Frank	Champaign (Central)	4:20.6		
32-2	Gilchrist, Don	Rockford (East)	4:20.6		
22-2	Ramriez, Rick	Norridge (Ridgewood)	4:21.7	4:16.2	DNF
33-3	Strunk, Al	Elmhurst (York)	4:21.7	4:28.1	
26-2	Robinson, Darryl	Arlington Hts. (Forest View)	4:21.8	4:21.3	
22-3	Hinterhauser, John	Park Ridge (Maine East)	4:21.9	4:28.8	
28-1	Finnestad, Dave	Oswego	4:22.26	4:22.5	
26-3	Lynn, Dave	Carpentersville (Crown)	4:22.4	4:30.2	
26-4	Schmidt, Joe	Buffalo Grove	4:22.4+	4:26.5	
22-4	McNamara, Tim	Park Ridge (Maine South)	4:22.5		
28-2	Hodapp, Rick	Naperville (Central)	4:22.5		
26-5	Haas, Mike	Arlington Hts. (Forest View)	4:22.60	4:19.8	4:14.89(6)
22-5	Lichtenstein, Mark	Skokie (Niles East)	4:22.9		
29-2	Kirk, Jerf	Normal (Community)	4:23.0	4:24.8	
33-4	Peterson, Todd	Elmhurst (York)	4:23.3	4:22.3	
31-1	Wenneker, Mark	Quincy (Sr.)	4:23.9	4:21.9	
33-5	Way, Rick	Oak Park (O.P.-River Forest)	4:24.3	4:25.2	
32-3	Wuchte, Tom	DeKalb	4:24.4	4:19.9	4:20.51(9)
29-3	Adams, Greg	Champaign (Central)	4:24.5	4:20.0	4:26.35(10)
27-1	Greene, Steve	Centralia	4:25.0	4:30.5	
25-1	Haynes, Larry	Galesburg	4:25.3	4:23.2	
28-3	Imhof, Don	Lisle (Benet)	4:25.3		
34-2	Lanners, Ray	Wauconda	4:25.4	4:19.1	4:21.27(11)
28-4	Dauzvardis, Paul	Lockport (Central)	4:25.8	4:29.5	
27-2	Horn, Bill	Mattoon	4:25.8		
24-1	Wilhire, Paul	Wheaton (Central)	4:25.9	4:33.4	
32-4	McPherron, Pat	Rockford (East)	4:25.9		
28-5	Michels, Joe	Aurora (West)	4:26.0		
30-1	Bensema, Dave	Oaklawn (Richards)	4:26.38	4:32.8	
24-2	Brown, Larry	Wheaton (North)	4:26.5	SCRATCH	
34-3	Dahlberg, Tom	Deerfield	4:26.6		
23-1	Adler, Randy	Alton (Sr.)	4:27.0	4:21.3	
31-2	Parker, Rick	Peoria (H.S.)	4:27.0	4:26.6	
25-2	Bellmyer, Jerry	Moline	4:27.0	4:22.7	
25-3	Love, Ed	Dixon	4:27.1		
31-3	Carper, Mike	Quincy (Sr.)	4:27.2	4:24.7	
32-5	Sullivan, Steve	DeKalb	4:27.4	4:28.4	
25-4	Schuldt, Larry	Rock Falls	4:27.4	4:23.4	
27-3	Ellington, Steve	Mascoutah	4:27.5		
34-4	Bingham, Tom	Wauconda	4:27.9		
			4:28.0		

(Class AA--Mile Run--1976)

<u>Dist.</u> <u>Asgmt.</u>	Contestant	School	<u>Dist.</u> <u>Time</u>	State Perlims.	State <u>Finals</u>
34-5	Wolf, Jim	Waukegan (West)	4:28.0	4:28.0	
25-5	Ffitch, Peter	Rock Island (Alleman)	4:28.0		
23-2	Weilmuenster, Bob	Belleville (West)	4:28.2	4:29.7	
20-1	Warmouski, James	Chicago (Lane)	4:34.5	4:21.0	
30-2	Bricker, Roy	Chicago (St. Rita)	4:34.6		
20-2	Hardy, James	Chicago (Calumet)	4:38.2		
20-4	Key, Edward	Chicago (Kenwood)	4:41.6		
*20-3	Marshall, Hoyle	Chgo. (Engelwood)	4:41.5		

1976 Qualifying Standard--4:28.0

* Out of Order

CLASS AA--220 YARD DASH--1976

<u>Dist.</u> <u>Asgmt.</u>	<u>Contestent</u>	<u>School</u>	<u>Dist.</u> <u>Time</u>	<u>State</u> <u>Prelims</u>	<u>Semi-</u> <u>Finals</u>	<u>State</u> <u>Finals</u>
23-1	Pickett, Lamar	East St. Louis	21.6	22.3	22.3	21.62 (1)
33-1	Foster, Greg	Maywood (Proviso East)	21.7	21.9	22.2	22.08 (5)
21-1	Carter, George	Chicago Heights (Bloom)	21.7	22.2	22.5	22.09 (6)
22-1	Krainik, Tony	Des Plaines (Maine West)	21.8	22.2	22.2	21.75 (2)
30-1	James, Robert	Chicago (Mendel Catholic)	21.8	----	----	-----
28-1	Graf, Tim	Joliet (East)	21.9	22.5	22.3	21.92 (4)
25-1	Lee, Ken	Rock Island (H.S.)	21.9	22.6	22.8	
24-1	Odom, John	Glen Ellyn (Glenbard W.)	21.9	22.9	23.7	
30-2	Sawicki, Mark	Chicago (Mendel Catholic)	21.9	23.2		
25-2	March, Gary	East Moline (United)	22.0	22.2	22.3	21.92 (3)
25-3	Morrow, Vince	Rock Island (H.S.)	22.0	22.9	23.8	
20-2	Duckworth, Dennis	Chicago (Faragut)	22.0	22.7	22.8	
24-2	Christy, Mike	Schaumburg	22.0	22.6	23.0	
30-3	Thomas, Darold	Oaklawn (Richards)	22.0	22.7	23.0	
20-1	Dominick, Mike	Chicago (DuSable)	22.0			
20-4	Staples, Ronnie	Chicago (Carver)	22.1	22.9	22.6	
24-3	O'Brien, Tim	Lombard (Glenbard East)	22.1	22.5	23.0	
20-3	Thomas, Edward	Chicago (King)	22.1			
23-2	Harris, Tommy	E. St. Louis (Lincoln)	22.1	23.7		
33-2	Schacht, Mark	Hinsdale (Central)	22.1	23.6		
21-3	Rose, Jeff	Chicago Heights (Bloom)		Scratch		
33-3	Baker, Al	Chicago (St. Ignatius)	22.2	23.0		
34-1	Tunncliffe, Tom	Libertyville	22.2	23.0		
28-2	Finnick, Tim	Lockport (Central)	22.2	22.1	22.5	22.10 (7)
21-2	Dean, Al	Tinley Park	22.2	22.5	22.6	
24-4	Rosone, Jim	Addison (A. Trail)	22.2	23.4		
22-2	Barnes, Reggie	Evanston (H.S.)	22.2	23.4		
31-1	Toigo, John	Springfield (Lanphier)	22.3	22.9	23.3	
20-5	Reneaw, Wilbur	Chicago (Calumet)	22.3	22.4	22.5	22.62 (8)
29-1	Smith, Darren	Decatur (Eisenhower)	22.4	23.1	23.2	
21-5	Muelhbacher, Ed	S. Holland (Thornwood)	22.4	22.7	23.0	
21-4	Fleming, Dave	Oly. Fields (Rich Gen.)	22.4	23.3		
22-4	Unger, Scott	Des Plaines (Maine West)	22.5	22.7	23.0	
29-2	Bery, Mike	Champaign (Central)	22.5	22.9	23.1	
29-3	Hawkins, Stan	Lincoln	22.5	22.5	22.8	
23-3	Clay, Fred	Granite City (North)	22.5	23.6		
24-5	Garinger, Joe	Elgin (Larkin)	22.5	23.6		
22-3	Wells, Ray	Evanston (H.S.)	22.5	24.7		
34-2	Brown, Tom	Wauconda	22.5	23.0		
28-3	Mores, Mike	New Lenox (Providence)	22.6	23.1		
32-1	Useman, Dennis	McHenry	22.7	23.3		
31-2	Henderson, Lloyd	Peoria (H.S.)	22.7			
26-1	Di Puma, Bill	Hoffman Estates (H.S.)	22.8	23.0	23.3	
32-2	Watkins, James	Rockford (Harlem)	22.8	23.2		
26-2	Holcomb, Bryan	Cary (C.-Grove)	23.0	23.9		
27-1	Andrew, Jim	Cabondale	23.2	24.0		
27-2	Forby, Eric	Benton	23.3	23.7		

1976 Qualifying Standard--:22.6

Event: Class AA-Mile Relay 1976

<u>Dist.</u> <u>Asgn't</u>	<u>School</u>	<u>Dist.</u> <u>Time</u>	<u>State</u> <u>Prelims</u>	<u>State</u> <u>Finals</u>	
23-1	East St. Louis (Sr.)	3:20.4	3:23.1	3:17.35	(1)
20-1	Chicago (Harlan)	3:21.5	3:20.2	3:17.75	(3)
20-2	Chicago (Phillips)	3:22.5	3:26.7		
25-1	Moline	3:22.7	3:31.9		
23-2	Belleville (West)	3:23.6	3:28.1		
33-1	LaGrange (Lyons)	3:24.0	3:20.3	3:17.65	(2)
20-3	Chicago (King)	3:24.2	3:25.2	3:22.23	(6)
25-2	Rock Island (H.S.)	3:24.5	3:26.9		
32-1	Rockford (East)	3:24.8	3:25.3	3:18.51	(4)
25-3	Galesburg	3:24.8	3:31.8		
29-1	Urbana (H.S.)	3:25.3	3:32.7		
20-4	Chicago (Englewood)	3:25.3	3:27.7		
26-1	Palatine (H.S.)	3:25.4	3:43.5		
26-2	Rolling Meadows (H.S.)	3:25.7	3:28.5		
33-2	Villa Park (Willowbrook)	3:25.7	3:26.5		
29-2	Danville (H.S.)	3:25.8	3:30.9		
24-1	Elgin (Larkin)	3:25.8	3:27.5		
32-2	Rockford (Guilford)	3:26.1	3:28.3		
27-1	Mt. Vernon	3:26.2	3:30.2		
21-1	Chicago Heights (Bloom)	3:26.3	Scratch		
21-2	Harvey (Thornton)	3:26.4	3:24.6	3:24.60	(8)
25-4	Rock Falls	3:26.5	3:32.3		
32-3	Belvidere	3:26.6	3:31.1		
31-1	Peoria (H.S.)	3:26.6	3:32.1		
24-2	Glen Ellyn (Glenbard West)	3:26.6	3:31.1		
27-2	Harrisburg	3:27.0	3:30.5		
31-2	Peoria (Woodruff)	3:27.0	3:28.0		
32-4	Crystal Lake	3:27.1	3:24.1	3:19.47	(5)
27-3	Mattoon	3:27.1			
20-5	Chicago (Roosevelt)	3:27.1	3:29.2		
22-1	Evanston (H.S.)	3:27.2	3:24.9	3:24.07	(7)
28-1	Naperville (Central)	3:27.25	3:31.4		
28-2	Aurora (East)	3:27.26	3:28.2		
32-5	McHenry	3:27.4	3:36.3		
23-3	East St. Louis (Lincoln)	3:27.4	3:32.0		
25-5	Mendota	3:27.5	3:32.3		
22-2	Winnetka (New Trier East)	3:28.7	3:28.6		
34-1	North Chicago	3:29.9	3:31.7		
34-2	Zion (Z.-Benton)	3:30.6	3:37.8		
30-1	Chicago (Mendel Catholic)	3:31.1	3:35.2		
30-2	Palos Hills (Stagg)	3:34.0	3:33.4		

1976 Qualifying Standard--3:27.5

CLASS AA-POLE VAULT--1976

<u>Dist.</u> <u>Asgmt.</u>	<u>Contestant</u>	<u>School</u>	<u>Dist.</u>	<u>State Prelims</u>	<u>State Finals</u>
21-1	McCrinkle, Mike	Chicago Heights (Bloom)	15'6"	13'9"	15'0" (1)
29-1	Burt, Bob	Bloomington (H.S.)	14'8"	13'9"	14'0" (4)
27-1	Chornak, Mike	Marion	14'6 3/4"	13'9"	13'6" (8)
26-1	Paape, Dave	Hoffman Estates (H.S.)	14'4"	13'9"	14'3" (3)
21-2	Sarros, James	Chicago Heights (Bloom)	14'3"	13'9"	13'6" (7)
28-1	Reagan, Skip	Oswago	14'3"	SCRATCH	
27-2	DeMattei, Mike	Marion	14'1 1/2"	13'9"	14'0" (5)
26-2	Schwartz, Scott	Carpentersville (Dundee)	14'0"	12'6"	
32-3	Atterbury, Stave	Rockford (Harlem)	14'0"	13'0"	
32-2	Freund, Scott	McHenry	14'0"	12'6"	
32-1	Schmidt, Bob	DeKalb	14'0"	13'6"	
29-2	Hamilton, Jeff	Pontiac	13'9"	12'6"	
26-3	Major, Paul	Hoffman Estates High School	13'6"	13'6"	
26-4	Lincoln, Tim	Fremd	13'6"	13'9"	
25-2	Pavelonis, Joe	East Moline (United)	13'6"	13'9"	
29-4	McCulley, Dan	Champaign (Central)	13'6"	13'9"	14'3" (2)
30-1	Phillips, Mike	Chicago (Marist)	13'6"	13'9"	13'0" (9)
26-5	Carter, Jeff	Hoffman Estates (Conant)	13'6"		
25-1	Barrowclough, Pat	Moline	13'6"		
29-5	Bennett, David	Rantoul	13'6"	13'0"	
29-3	Christopher, Terry	Pontiac	13'6"	13'0"	
24-1	Billings, Chuck	Glen Ellyn (Glenbard West)	13'6"	13'6"	
32-4	Colbert, Andy	Rochelle	13'6"	13'0"	
32-5	Lopin, Kerry	Rockford (East)	13'6"	13'6"	
33-1	Bixler, Brian	Oak Park (O.P.-River Forest)	13'3"	13'9"	13'6" (6)
28-2	Longoria, Jessie	Aurora (East)	13'3"	12'6"	
22-1	Ewlwanger, Ron	Northbrook (Glenbrook North)	13'3"		
22-2	Winiecki, Jim	Des Plains (Maine West)	13'3"		
24-2	Griffin, Mike	Lombard (Glenbard East)	13'0"	13'9"	
33-2	Heidecke, Steve	Hinsdale (Central)	13'0"	12'6"	
30-2	Boyle, Kevin	Chicago (Marist)	13'0"	12'6"	
23-1	Page, Dale	Granite City (North)	13'0"	13'0"	
23-2	Landys, Greg	Granite City (North)	13'0"	12'6"	
31-1	Crabb, Ron	Morton	12'6"	12'6"	
31-2	Emrick, Todd	Jacksonville (H.S.)	12'6"	13'0"	
34-1	Meyer, Barry	Libertyville	12'6"	13'0"	
34-2	Redshaw, Mark	Libertyville	12'3"	12'6"	
20-1	Znajda, Greg	Chicago (Lane)	12'0"		
20-3	Jones, Mike	Chicago (Lane)	10'6"		
20-2	Sanchez, Pedro	Chicago (Lakeview)	10'6"		
20-4	Segvban, Oscar	Chicago (Lakeview)	10'0"		

1976 Qualifying Standard -- 13'6"

16

Dist Asgmt.	Contestant	School	Dist Ht.	State Prelims	State Finals
24-1	Wozniak, Ben	Lombard (Glenbard East)	6'10"	6'6"	6'8"
25-1	Hunter, Steve	East Moline (United)	6'10"	6'6"	6'6"
28-1	Miller, Jay	Oswego	6'8"	6'6"	6'6"
32-1	Olson, Gail	Sycamore	6'8½"	6'6"	6'8"
28-2	Sims, Dennis	Joliet (East)	6'8"	6'4"	
23-1	Campbell, Greg	Collinsville	6'7½"	6'6"	6'4"
31-1	Hadfield, Steve	Pekin	6'7"	6'4"	
25-2	Ide, Larry	Mendota	6'6"	6'6"	6'4"
33-1	Huseth, Mike	Hinsdale (Central)	6'6"	6'4"	
31-2	Kirchner, Eric	Chillicothe (IVC)	6'6"	6'2"	
27-1	Gardner, Marty	Marion	6'5"	6'2"	
29-1	Mulcahey, Tim	Champaign (Central)	6'5"	6'4"	
24-2	Simpson, Trey	Glen Ellyn (Glenbard West)	6'5"	6'2"	
33-2	Vahldick, Don	Riverside (R.-Brookfield)	6'5"		
24-3	Hoon, Tim	Glen Ellyn (Glenbard South)	6'5"	6'4"	
33-3	Garefalo, Tom	Elmhurst (York)	6'5"	6'4"	
24-4	Shinneman, Doug	Glen Ellyn (Glanbard South)	6'5"	6'2"	
34-1	Jarc, Len	Prairie View (Stevenson)	6'4"	6'2"	
23-2	Renken, Seth	Edwardsville	6'4"	6'2"	
29-2	Winkel, Ron	Bradley (B.-Bourbonnais)	6'4"	6'6"	6'6"
23-3	Davis, Vincent	Alton (Sr.)	6'4"	6'4"	
25-3	Brumbly, Marc	Rock Falls	6'4"	6'0"	
27-2	Lanter, Steve	Mascoutah	6'4"	Scratch	
28-3	HLavin, Pete	Lisle (Benet)	6'4"	6'4"	
29-3	Sanders, Dean	Mt. Zion	6'4"		
31-3	Curtin, Ed	Springfield (Griffin)	6'4"		
33-4	Hinton, Brian	Berwyn (Morton West)	6'4"	6'2"	
23-4	Slimack, Joe	Belleville (East)	6'4"	6'4"	
28-4	Rose, Dan	Plainfield	6'4"	6'2"	
24-5	Mielke, Scott	Schaumburg	6'4"	6'2"	
28-5	Cervenka, Bob	Downers Grove (North)	6'4"	6'6"	6'8"
29-4	Archibeque, Henry	Rantoul	6'4"	6'0"	
23-5	Phillips, Chuck	Alton (Sr.)	6'4"	6'4"	
33-5	Daniels, Scott	Hillside (Proviso West)	6'4"	6'0"	
24-6	Carstens, Jim	Wheaton (North)	6'4"	6'2"	
22-1	Lindy, Terry	Norridge (Ridgewood)	6'3"	6'6"	N. H.
31-4	Scott, Rick	Jacksonville (H. S.)	6'3"	6'2"	
29-5	Warren, Billy	Kankakee (Westview)	6'3"	6'2"	
31-5	Goetz, Doug	Metamora	6'3"	6'2"	
20-1	Wadlington, D. Wayne	Chicago (Calumet)	6'2"	6'0"	
21-1	Rossi, Frank	Chicago Heights (Bloom)	6'2"	6'4"	
26-1	Reid, Ken	Palatine (H. S.)	6'2"		
30-1	Kerwin, Tom	Palos Hills (Stagg)	6'2"	6'2"	
21-2	Brown, Gary	Chicago Heights (Bloom)	6'2"	6'6"	6'6"
22-2	Dwack, Kevin	Park Ridge (Maine South)	6'2"	6'2"	
26-2	Hamill, Jim	Palatine (Fremd)	6'2"	6'4"	
30-2	Ayres, Wally	Furbank (Reavis)	6'2"	6'0"	
32-2	Selchow, Nick	Woodstock (Comm.)	6'2"	6'2"	
34-2	Kennedy, Jim	Lake Forest	6'2"	6'2"	
21-3	Beckett, John	South Holland (Thornwood)	6'2"	6'0"	
26-3	Pappe, Dave	Hoffman Estates (H. S.)	6'2"		
27-3	Tindall, Jeff	Benton	6'2"	6'0"	
30-3	Cerny, Phil	Chicago (Brother Rice)	6'2"	6'2"	
32-3	Millet, Ed	Sycamore	6'2"	6'2"	
21-4	Blackful, Don	Olympia Fields (Rich Central)	6'2"	6'2"	
25-4	Lowdermilk, Bill	Princeton	6'2"	6'6"	
26-4	Millar, Brad	Mt. Prospect (Prospect)	6'2"	6'0"	
21-5	Schmidt, Mark	Harvey (Thornton)	6'2"	6'4"	

CLASS AA-HIGH JUMP--1976

<u>Dist</u> <u>Asgmt.</u>	<u>Contestant</u>	<u>School</u>	<u>Dist</u> <u>Ht.</u>	<u>State</u> <u>Prelims</u>	<u>State</u> <u>Finals</u>
20-2	Smith, Lee	Chicago (Roosevelt)	5'10"		
20-3	Williams, Steve	Chicago (Waller)	5'8"		
20-4	Howard, Ken	Chicago (Harlan)	5'8"		

1976 Qualifying Standard--6' 2"

Event Long Jump Class AA 1976

Dist. Assgnt.	Contestant	School	Dist. Distance	State Prelim.	State Finals
28-1	Pinnick, Tim	Lockport (Central)	23' 7 $\frac{1}{2}$ "	23' 9"	23' 9" (1)
21-1	Tate, Ed	Chicago Heights (Bloom)	23' 2 $\frac{1}{2}$ "	23' 0"	23' 0" (2)
31-1	Rice, Kerry	Springfield (Southeast)	22' 9 3/4"	22' 3"	22' 3" (4)
29-1	Perryman, Alvin	Danville (H.S.)	22' 7 $\frac{1}{2}$ "	21' 10 $\frac{1}{2}$ "	21' 10 $\frac{1}{2}$ " (6)
34-1	Roth, Steve	Highland Park	22' 5 $\frac{1}{4}$ "	19' 9"	
23-1	Richard, Chester	Alton (Sr.)	22' 2 $\frac{1}{4}$ "		
34-2	Moening, Dave	Lake Zurich	22' 1 3/4"	20' 11 $\frac{1}{2}$ "	
21-2	Foy, Ron	South Holland (Thornwood)	22' 7 $\frac{1}{2}$ "		
30-1	Simington, Steve	Chicago (Mendel Catholic)	22' 1 $\frac{1}{2}$ "	22' 4 $\frac{1}{2}$ "	22' 4 $\frac{1}{2}$ " (3)
33-1	Roseen, Jim	Darien (Hinsdale South)	22' 1 $\frac{1}{4}$ "	20' 6 $\frac{1}{2}$ "	
23-2	Terell, Alan	Alton (Sr.)	22' 1 $\frac{1}{4}$ "	20' 6 $\frac{1}{2}$ "	
22-1	Prine, Jim	Northfield (New Trier West)	22' 0"	21' 3"	21' 3" (8)
30-2	Solus, Jim	Chicago (Brother Rice)	22' 0"	21' 0"	
23-3	Hauser, Jeff	Bethalto (Civic Memorial)	22' 0"	21' 1 $\frac{1}{2}$ "	
23-4	Harrison, Chuck	Belleville (East)	21' 11 $\frac{1}{2}$ "	20' 5"	
34-3	Lundy, Nate	North Chicago	20' 6 $\frac{1}{2}$ "		
20-1	Sexton, Hoyt	Chicago (Kenwood)	21' 11 $\frac{1}{2}$ "	20' 10"	
29-2	Davidson, Glenn	Kankakee (Westview)	21' 10 $\frac{1}{2}$ "	21' 1 $\frac{1}{2}$ "	
33-2	Hammond, Bob	Hinsdale (Central)	21' 8 $\frac{1}{2}$ "	19' 10 $\frac{1}{2}$ "	
33-3	Claussen, Chris	Hinsdale (Central)	21' 8"	19' 4 $\frac{1}{2}$ "	
26-1	Millar, Brad	Mt. Prospect (Prospect)	21' 8"	19' 11 $\frac{1}{2}$ "	
24-2	Utz, Ron	Geneva	21' 7 $\frac{1}{2}$ "	19' 2"	
24-1	Adams, Jeff	Lombard (Glenbard East)	21' 7 $\frac{1}{2}$ "	20' 4 $\frac{1}{2}$ "	
31-2	McDaniel, James	Jacksonville (H.S.)	21' 7"	21' 11"	21' 11" (5)
24-3	McGinn, Jim	Glen Ellyn (Glenbard South)	21' 6 3/4"	19' 10 $\frac{1}{2}$ "	
23-5	Renken, Seth	Edwardsville	21' 6 3/4"	20' 2 $\frac{1}{2}$ "	
33-4	Pupillo, Phil	Franklin Park (E. Leyden)	21' 6 $\frac{1}{2}$ "	21' 0"	
21-3	Peoples, Donnell	Olympia Fields (Rich Central)	21' 6 $\frac{1}{4}$ "	19' 5 $\frac{1}{2}$ "	
32-2	Useman, Howard	McHenry	21' 6"		
30-3	Ayres, Wally	Burbank (Reavis)	21' 6"	17' 11"	
32-1	Watkins, James	Rockford (Harlem)	21' 6"	20' 4 $\frac{1}{2}$ "	
33-5	Harloff, Scott	Elmhurst (York)	21' 2"		
26-2	England, Lawson	Palatine (Fremd)	21' 1 $\frac{1}{2}$ "	20' 1 $\frac{1}{2}$ "	
27-1	Andrew, Jim	Carbondale	21' 0"	18' 8"	
25-2	Finley, Carl	Galesburg	20' 11 3/4"	19' 8 $\frac{1}{2}$ "	
25-1	Stockwell, Dave	Sterling	20' 11 3/4"	16' 10"	
22-2	Winiecki, Jim	Des Plaines (Maine West)	20' 10 $\frac{1}{4}$ "		
27-2	DeMattei, Mike	Marion	20' 10 $\frac{1}{4}$ "		
28-2	Baker, Art	Joliet (East)	20' 9 3/4"	21' 6"	21' 6" (7)
20-2	Thomas, Alvin	Chicago (South Shore)	20' 5"	17' 10"	
20-3	Thornton, Gulios	Chicago (Manley)	20' 0"		
20-4	Gage, James	Chicago (King)	19' 10"	18' 4"	

1976 Qualifying Standard--21'6"

CLASS AA--TRIPLE JUMP-1976

19

Dist. Asgmt.	Contestant	School	Dist. Dist.	State Prelims	State Finals
31-1	Rice, Kerry	Springfield (Southeast)	49'0"	48'2 $\frac{1}{2}$ "	48'2 $\frac{1}{2}$ " (3)
21-1	Tate, Ed	Chicago Heights (Bloom)	48'7"	48'3 $\frac{1}{4}$ "	49'7 $\frac{1}{2}$ " (1)
30-1	Simington, Steve	Chicago (Mendel)	47'7 $\frac{1}{4}$ "	46'2 $\frac{1}{4}$ "	47'8 $\frac{1}{2}$ " (4)
29-1	Perryman, Alvin	Danville (H.S.)	47'7"	48'6 3/4"	48'6 3/4" (2)
29-2	Geary, Randy	Rantoul	47'6 $\frac{1}{4}$ "	45'6 $\frac{1}{2}$ "	
34-1	Moening, Dave	Lake Zurich	47'1 $\frac{1}{4}$ "	46'3 3/4"	46'3 3/4" (8)
34-2	Burroughs, Bruce	Zion (Z.-Benton)	46'11 $\frac{1}{2}$ "	45'10 3/4"	
33-1	Smith, Steve	Chicago (DeLaSalle)	46'10"	45'4"	
23-1	Richard, Chester	Alton (Sr.)	46'7"	46'5 3/4"	47'6" (5)
30-1	Solus, Jim	Chicago (Brother Rice)	45'8 $\frac{1}{2}$ "	41'7 3/4"	
21-2	Hewitt, Brian	Harvey (Thornton)	45'5 3/4"	46'8"	46'8" (7)
25-1	Berry, Sterlyn	East Moline (United)	45'5 $\frac{1}{4}$ "	43'9 $\frac{1}{4}$ "	
20-1	Bolton, Robert	Chicago (Harlan)	45'4 $\frac{1}{2}$ "	45'10 $\frac{1}{2}$ "	
30-3	Reed, Derek	Chicago (Brother Rice)	45'1"	43'11"	
28-1	Baker, Art	Joliet (East)	45'0"	44'3 $\frac{1}{2}$ "	
34-3	Roth, Steve	Highland Park	44'11 $\frac{1}{2}$ "	44'3"	
29-3	Council, Dave	Rantoul	44'11 $\frac{1}{2}$ "		
31-2	McDaniel, James	Jacksonville (H.S.)	44'11 $\frac{1}{2}$ "	45'1 $\frac{1}{2}$ "	
25-2	Divers, Walter	Sterling (H.S.)	44'11"	41'7"	
33-2	Garafalo, Tom	Elmhurst (York)	44'10 $\frac{1}{2}$ "	Scratch	
28-2	Tucker, Joe	Lockport (Central)	44'9 $\frac{1}{4}$ "	42'4"	
31-3	Goetz, Doug	Metamora	44'8"	42'8 $\frac{1}{4}$ "	
33-3	Hammond, Bob	Hinsdale (Central)	44'7 $\frac{1}{2}$ "	44'1 $\frac{1}{2}$ "	
24-1	Zmick, Joe	Addison (A. Trail)	44'7"	43'11 $\frac{1}{2}$ "	
31-4	Day, Bart	Quincy (Sr.)	44'5 $\frac{1}{2}$ "	44'3"	
32-1	King, Tom	Freeport (Sr.)	44'5"	43'9"	
21-4	Bagwell, John	Olympia Field (Rich Central)	44'4 $\frac{1}{4}$ "	45'2"	
21-3	McClain, Joe	Olympia Field (Rich Central)	44'4 $\frac{1}{4}$ "	44'2"	
25-3	Phillips, Rich	Moline	44'2 $\frac{1}{4}$ "	42'1 $\frac{1}{2}$ "	
31-5	Johnson, Haywood	Peoria (Manual)	44'1 $\frac{1}{4}$ "	46'11 $\frac{1}{2}$ "	46'11 $\frac{1}{2}$ " (6)
24-2	Ciero, Scott	Roselle (Lake Park)	44'1 $\frac{1}{4}$ "	40'7"	
20-2	Lockridge, Jesse	Chicago (Harlan)	44'1"	43'2"	
26-1	Harvey, Mike	Arlington Hts. (Forest View)	44'1"	44'2 $\frac{1}{2}$ "	
24-3	Odom, Larry	Glen Ellyn (Glenbard West)	44'1"	42'6 3/4"	
30-4	Hiter, Bob	Oaklawn (Richards)	44'1 $\frac{1}{2}$ "	40'1"	
25-4	Van Echaute, Jeff	Moline	44'1 $\frac{1}{4}$ "	42'6"	
22-1	Phillips, Rendell	Evanston	43'11 $\frac{1}{2}$ "	41'1 3/4"	
20-3	Johnson, Arthur	Chicago (Senn)	43'11 $\frac{1}{2}$ "		
20-4	Gage, James	Chicago (King)	43'11"	43'9"	
25-5	Osborn, Paul	Rock Island (H.S.)	43'11"		
23-2	Carpenter, Steve	Edwardsville	43'11"	42'0"	
20-5	Partee, Jesse	Chicago (Phillips)	43'10 $\frac{1}{2}$ "	43'1"	
29-4	Bell, Mike	Danville (H.S.)	43'10"	44'7"	
27-1	Worlds, Bob	Centralia	43'10"	42'2 3/4"	
28-3	Robinson, Jeff	New Lenox (Prov.)	43'9 $\frac{1}{2}$ "	42'6 $\frac{1}{4}$ "	
21-4	Vance, Jeff	Chicago Heights (Bloom)	43'7 $\frac{1}{2}$ "	41'8"	
28-4	Vaillencourt, Ken	Downers Grove (North)	43'7 $\frac{1}{4}$ "	41'1 $\frac{1}{2}$ "	

CLASS AA--TRIPLE JUMP-1976

<u>Dist.</u> <u>Asgnt.</u>	<u>Contestant</u>	<u>School</u>	<u>Dist.</u> <u>Dist.</u>	<u>State</u> <u>Prilims</u>	<u>State</u> <u>Finals</u>
30-5	Ayres, Wally	Burbank (Reavis)	43'7"	41'0"	
32-2	Bucklin, Dave	Belvidere	43'6 $\frac{1}{2}$ "	39'9 $\frac{3}{4}$ "	
32-3	King, Troy	Freeport (Sr.)	43'6 $\frac{1}{2}$ "	42'4"	
33-4	Smith, Don	Hillside (Proviso West)	43'6 $\frac{1}{2}$ "	41'5 $\frac{1}{4}$ "	
28-5	Travis, Marvin	Lockport (Central)	43'6 $\frac{1}{2}$ "	39'1 $\frac{1}{2}$ "	
24-4	Mueller, Ken	West Chicago (H.S.)	43'6 $\frac{1}{4}$ "	40'1"	
26-2	Koelper, Dave	Arlington Hts. (Hersey)	43'5"	43'6"	
22-2	Lindy, Terry	Norridge (Ridgewood)	43'4"		
27-2	Bennett, Greg	Centralia	42'3 $\frac{1}{4}$ "	39'5 $\frac{1}{4}$ "	

1976 Qualifying Standard--47'6"

Event Long Jump Class AA 1976

Dist. Assgnt.	Contestant	School	Dist. Distance	State Prelim.	State Finals
28-1	Pinnick, Tim	Lockport (Central)	23' 7 $\frac{1}{2}$ "	23' 9"	23' 9" (1)
21-1	Tate, Ed	Chicago Heights (Bloom)	23' 2 $\frac{3}{4}$ "	23' 0"	23' 0" (2)
31-1	Rice, Kerry	Springfield (Southeast)	22' 9 $\frac{3}{4}$ "	22' 3"	22' 3" (4)
29-1	Perryman, Alvin	Danville (H.S.)	22' 7 $\frac{1}{2}$ "	21' 10 $\frac{1}{2}$ "	21' 10 $\frac{1}{2}$ " (6)
34-1	Roth, Steve	Highland Park	22' 5 $\frac{1}{4}$ "	19' 9"	
23-1	Richard, Chester	Alton (Sr.)	22' 2 $\frac{1}{4}$ "		
34-2	Moening, Dave	Lake Zurich	22' 1 $\frac{3}{4}$ "	20' 11 $\frac{1}{2}$ "	
21-2	Foy, Ron	South Holland (Thornwood)	22' 1 $\frac{1}{2}$ "		
30-1	Simington, Steve	Chicago (Mendel Catholic)	22' 1 $\frac{1}{2}$ "	22' 4 $\frac{1}{2}$ "	22' 4 $\frac{1}{2}$ " (3)
33-1	Roseen, Jim	Darien (Hinsdale South)	22' 1 $\frac{1}{4}$ "	20' 6 $\frac{1}{2}$ "	
23-2	Terell, Alan	Alton (Sr.)	22' 1 $\frac{1}{4}$ "	20' 6 $\frac{1}{2}$ "	
22-1	Prine, Jim	Northfield (New Trier West)	22' 0"	21' 3"	21' 3" (8)
30-2	Solus, Jim	Chicago (Brother Rice)	22' 0"	21' 0"	
23-3	Hauser, Jeff	Bethalto (Civic Memorial)	22' 0"	21' 1 $\frac{1}{2}$ "	
23-4	Harrison, Chuck	Belleville (East)	21' 11 $\frac{1}{4}$ "	20' 5"	
34-3	Lundy, Nate	North Chicago	20' 6 $\frac{1}{4}$ "		
20-1	Sexton, Hoyt	Chicago (Kenwood)	21' 11 $\frac{1}{4}$ "	20' 10"	
29-2	Davidson, Glenn	Kankakee (Westview)	21' 10 $\frac{1}{4}$ "	21' 1 $\frac{1}{2}$ "	
33-2	Hammond, Bob	Hinsdale (Central)	21' 8 $\frac{1}{2}$ "	19' 10 $\frac{1}{2}$ "	
33-3	Claussen, Chris	Hinsdale (Central)	21' 8"	19' 4 $\frac{1}{2}$ "	
26-1	Millar, Brad	Mt. Prospect (Prospect)	21' 8"	19' 11 $\frac{1}{2}$ "	
24-2	Utz, Ron	Geneva	21' 7 $\frac{1}{2}$ "	19' 2"	
24-1	Adams, Jeff	Lonbard (Glenbard East)	21' 7 $\frac{1}{2}$ "	20' 4 $\frac{1}{2}$ "	
31-2	McDaniel, James	Jacksonville (H.S.)	21' 7"	21' 11"	21' 11" (5)
24-3	McGinn, Jim	Glen Ellyn (Glenbard South)	21' 6 $\frac{3}{4}$ "	19' 10 $\frac{1}{2}$ "	
23-5	Renken, Seth	Edwardsville	21' 6 $\frac{3}{4}$ "	20' 2 $\frac{1}{2}$ "	
33-4	Pupillo, Phil	Franklin Park (E. Leyden)	21' 6 $\frac{1}{2}$ "	21' 0"	
21-3	Peoples, Donnell	Olympia Fields (Rich Central)	21' 6 $\frac{1}{4}$ "	19' 5 $\frac{1}{2}$ "	
32-2	Useman, Howard	McHenry	21' 6"		
30-3	Ayres, Wally	Burbank (Reavis)	21' 6"	17' 11"	
32-1	Watkins, James	Rockford (Harlem)	21' 6"	20' 4 $\frac{1}{2}$ "	
33-5	Harloff, Scott	Elmhurst (York)	21' 2"		
26-2	England, Lawson	Palatine (Fremd)	21' 1 $\frac{1}{2}$ "	20' 1 $\frac{1}{2}$ "	
27-1	Andrew, Jim	Carbondale	21' 0"	18' 8"	
25-2	Finley, Carl	Galesburg	20' 11 $\frac{3}{4}$ "	19' 8 $\frac{1}{2}$ "	
25-1	Stockwell, Dave	Sterling	20' 11 $\frac{3}{4}$ "	16' 10"	
22-2	Winiacki, Jim	Des Plaines (Maine West)	20' 10 $\frac{1}{4}$ "		
27-2	DeMattei, Mike	Marion	20' 10 $\frac{1}{4}$ "		
28-2	Baker, Art	Joliet (East)	20' 9 $\frac{3}{4}$ "	21' 6"	21' 6" (7)
20-2	Thomas, Alvin	Chicago (South Shore)	20' 5"	17' 10"	
20-3	Thornton, Gulios	Chicago (Manley)	20' 0"		
20-4	Gage, James	Chicago (King)	19' 10"	18' 4"	

1976 Qualifying standard--21'6"

Event Class AA-Shot Put--1976

Dist. Assgnt.	Contestant	School	Dist. Dist.	State Prelims	State Finals
33-1	Powers, John	Oak Park (Fenwick)	61'9 $\frac{1}{4}$ "	62'8"	62'8"
23-1	Crayton, Barry	East St. Louis (Sr.)	59'4 $\frac{1}{2}$ "	55'10 $\frac{1}{2}$ "	56'7 $\frac{1}{2}$ "
33-2	Piha, Don	Berwyn (Morton West)	58'8 $\frac{3}{4}$ "	57'8 $\frac{3}{4}$ "	57'8 $\frac{3}{4}$ "
21-1	Hofer, Matt	Chicago Heights (Bloom)	58'6"	55'3 $\frac{1}{2}$ "	
31-1	Kirchner, Eric	Chillicothe (IVC)	57'9 $\frac{3}{4}$ "	58'7 $\frac{1}{2}$ "	58'7 $\frac{1}{2}$ "
21-2	Alexander, Chris	Chicago Heights (Bloom)	57'9 $\frac{1}{4}$ "	54'6"	
25-1	Carl, Kent	Sterling (H.S.)	57'5"	55'4 $\frac{1}{2}$ "	
34-1	Markobrad, Brad	Zion (Z.-Benton)	57'2 $\frac{3}{4}$ "	53'8 $\frac{1}{2}$ "	
24-1	Rolfe, Bruce	Wheaton (North)	57'2 $\frac{1}{2}$ "	50'4 $\frac{1}{2}$ "	
32-1	Gilbaugh, Gregg	Rockford (East)	56'10 $\frac{1}{2}$ "	56'2"	57'1 $\frac{1}{2}$ "
33-3	Piha, Tom	Berwyn (Morton West)	56'6 $\frac{3}{4}$ "	53'4"	
23-2	Eichen, Bob	Alton (Sr.)	56'6 $\frac{1}{2}$ "	54'10 $\frac{1}{4}$ "	
29-1	Bavester, John	Bloomington (H. S.)	56'5"	55'3 $\frac{1}{2}$ "	
29-2	Eichelberger, Dave	Champaign (Central)	56'1 $\frac{3}{4}$ "	55'9 $\frac{3}{4}$ "	55'9 $\frac{3}{4}$ "
25-2	Cankling, Tim	Princeton	56'1"	55'1 $\frac{1}{4}$ "	
28-1	Becker, Kurt	Aurora (East)	55'11 $\frac{1}{4}$ "	52'7"	
23-3	Miner, Dave	Wood River (East Alton-W.R.)	55'9 $\frac{1}{2}$ "	55'4 $\frac{1}{2}$ "	
22-1	Nash, McKinley	Evanston (H. S.)	55'8 $\frac{1}{4}$ "	58'0"	
34-2	Lenzini, Jim	Libertyville	55'2"	53'3 $\frac{1}{4}$ "	
32-2	Genot, Ron	Woodstock (Comm.)	54'10"	55'10 $\frac{3}{4}$ "	55'10 $\frac{3}{4}$ "
21-3	Gilbert, Lowell	Harvery (Thornton)	54'7 $\frac{1}{2}$ "	53'1 $\frac{3}{4}$ "	
31-2	McCulla, Pat	Quincy (Sr.)	54'6"		
30-1	Kozak, Don	Oaklawn (Comm.)	54'4 $\frac{1}{2}$ "	53'2 $\frac{1}{2}$ "	
23-4	Woodward, Jim	Collinsville	54'4 $\frac{1}{2}$ "	50'1 $\frac{1}{2}$ "	
23-5	Hartman, Doug	Granite City (South)	54'4"		
28-2	Wietting, Paul	Joliet (West)	54'2 $\frac{3}{4}$ "	46'11 $\frac{3}{4}$ "	
25-3	McKillit, Dean	Galesburg	54'1 $\frac{1}{2}$ "	50'4 $\frac{1}{2}$ "	
31-3	Goodwin, John	Peoria (Manual)	53'11 $\frac{1}{4}$ "	42'8 $\frac{1}{2}$ "	
21-4	Cudjo, Curtis	Harvery (Thornton)	53'8 $\frac{1}{2}$ "	52'11 $\frac{3}{4}$ "	
25-4	Evans, Ken	Moline	53'4"		
26-1	Komiss, Dave	Arlington Hts. (Hersey)	53'1"	52'1 $\frac{1}{2}$ "	
24-2	Anderson, Scott	Addison (A. Trail)	52'11 $\frac{1}{2}$ "	52'3 $\frac{1}{4}$ "	
24-3	Arnold, Don	Lombard (Glenbard East)	52'10 $\frac{1}{4}$ "	51'1"	
30-2	Sherrod, Mike	Oaklawn, (Richards)	52'9 $\frac{1}{4}$ "	49'3 $\frac{3}{4}$ "	
21-5	Uthe, Joe	Tinley Park	52'8 $\frac{1}{2}$ "	49'6"	
32-3	Pearson, Kurt	Belvidere	52'8"		
27-1	Boty, Dave	Mattoon	52'6 $\frac{3}{4}$ "	47'6"	
30-3	Trembley, Ernie	Oaklawn (Comm.)	52'5 $\frac{3}{4}$ "	51'1 $\frac{1}{4}$ "	
25-5	Strader, Wayne	Geneseo (Darnall)	52'5 $\frac{1}{2}$ "	51'	
32-4	Decker, Brett	McHenry	52'5"	53'3"	
28-3	Doeman, Mike	Oswego	52'4"	51'10 $\frac{1}{4}$ "	
29-3	Crawford, Keith	Stanford (Olympia)	52'1"	49'2 $\frac{1}{2}$ "	
26-2	DaValle, Al	Palatine (Fremd)	51'10 $\frac{3}{4}$ "	48'10"	
27-2	Kelley, Kris	Mattoon	51'6 $\frac{3}{4}$ "	49'1"	
20-1	Sajna, Edward	Chicago (Engelwood)	50'7" $\frac{3}{4}$ "	50'1 $\frac{1}{2}$ "	
20-2	Mitchell, Tim	Chicago (Lane)	49'10 $\frac{1}{2}$ "	49'8 $\frac{1}{4}$ "	
22-2	Biernat, Marty	Chicago (Gordon Tech)	48'5 $\frac{1}{4}$ "	47'3"	
20-3	McIntosh, John	Chicago (Kenwood)	48'4 $\frac{1}{2}$ "	48'10"	
20-4	Andor, Henry	Chicago (Lane)	48'4 $\frac{1}{2}$ "	50'4"	

Class AA--DISCUS THROW--1976

<u>Dist</u> <u>Asgmt</u>	<u>Contestant</u>	<u>School</u>	<u>Dist</u> <u>Dist</u>	<u>State</u> <u>Prelims</u>	<u>State</u> <u>Finals</u>
34-1	Jawork, Mike	Zion (Z.-Benton)	169'4"	167'8"	167'8"
31-1	McCulla, Pat	Quincy (Sr.)	167'10"	170'3"	174'8"
24-1	Rolfe, Bruce	Wheaton (North)	167'3"	177'7"	177'7"
32-1	Chastain, James	Rockford (Harlem)	165'1"	165'6"	170'5"
31-2	Armbrust, Robin	Peoria (Richwoods)	164'2"	140'5"	
32-2	Decker, Brett	McHenry	163'4"	151'4"	
22-1	Bliefus, Dave	Chicago (Luther North)	162'11"	149'9"	
24-2	Crawford, Brad	Schaumburg	162'9"	150'8"	
32-3	Pearson, Kurt	Belvidere	162'8"	159'6"	163'10"
28-1	Schwartz, Rich	Downers Grove (North)	161'7"	139'5"	
26-1	Guitsch, Randy	Arlington Hts. (Forest View)	160'6"	152'	
34-2	Lenzini, Jim	Libertyville	159'11"	162'4"	166'10"
25-1	Evans, Ken	Moline	158'0"	146'5"	
23-1	Eichen, Bob	Alton (Sr.)	157'10"	157'7"	171'9"
25-2	Sheley, Paul	Sterling (H.S.)	156'0"	151'11"	
21-1	Polewski, Bill	Dolton (Thornridge)	156'0"	152'1"	
23-2	Hartman, Doug	Granite City (South)	155'9"	144'2"	
21-2	Hofer, Matt	Chicag Hts. (Bloom)	155'5"	153'4"	
28-2	Melvin, Randy	Aurora (West)	155'2"	156'5"	
22-2	Welker, Doug	Northbrook (Glenbrook North)	155'1"	156'5"	
32-4	Krahanbuel, Doug	DeKalb	155'1"	143'9"	
25-3	Pappes, George	Rock Island (H.S.)	154'10"	146'2"	
30-1	Trambley, Ernie	Oaklawn (Comm.)	154'8"	135'	
23-3	Woodward, Jim	Collinsville	154'5"	150'6"	
23-4	Jenner, Kyle	Belleville (East)	154'5"	148'2"	
33-1	Mestek, Mike	Hillside (Proviso West)	152'11"	157'9"	158'9"
28-3	Bricker, Bret	Naperville (Central)	152'11"	137'	
22-3	Franklin, Craig	Park Ridge (Main East)	152'9"	141'2"	
23-5	Koch, Ron	Belleville (East)	152'7"	144'8"	
29-1	Coleman, Willie	Kankakee (Westview)	152'6"	151'7"	
29-2	Lewis, Don	Ottawa (H.S.)	152'5"	152'3"	
29-3	Eichelberger, Dave	Champaign (Central)	152'2"	155'3"	
31-3	Tohn, Ron	Morton	151'11"	140'1"	
21-3	Nelson, Eric	Orland Park (Sandberg)	151'9"	143'1"	
21-4	Leoni, Jeff	Crete-Monee	151'9"	147'5"	
25-4	Lingner, Dave	Rock Island (Alleman)	151'6"	139'9"	
31-4	Kirchner, Eric	Chillicothe (IVC)	150'7"	144'7"	
29-4	Duffy, Joe	Pontiac	150'5"	151'2"	
27-1	Bleyer, Bob	Carbondale	149'10"	138'8"	
30-2	Sherrod, Mike	Oaklawn (Richards)	148'7"	146'3"	
26-2	DaValle, Al	Palatine (Fremd)	147'10"	135'5"	
33-2	Orsi, Bob	Bensenville (Fenton)	147'5"	143'3"	
27-2	Lyon, George	Murphysboro	147'1½"	127'5"	
20-1	Sajna, Edward	Chicago (Engelwood)	136'8"	123'2"	
20-2	Cooper, Brian	Chicago (Kenwood)	130'3"	122'6"	
20-3	Pulido, Fenry	Chicago (Lakeview)	126'7"	118'7"	
20-4	Miller, Dan	Chicago (Roosevelt)	124'5"	116'5"	

1976 Qualifying Standard-150'

Class A-Two Mile Relay--1976

<u>Dist Assgn't</u>	<u>School</u>	<u>Dist Time</u>	<u>State Prelims</u>	<u>State Finals</u>
9-1	Farmington (F. East)	8:09.7	8:10.66	7:58.89 (1)
1-1	Lebanon	8:11.5	8:12.14	8:01.99 (2)
9-2	Elmwood	8:13.5	8:19.42	8:04.06 (4)
8-1	Maple Park (Kaneland)	8:13.5	8:16.7	8:06.50 (7)
1-2	Trenton (Wesclin)	8:17.5	8:15.13	8:02.44 (3)
15-1	St. Anne	8:18.1	8:24.3	8:09.62 (9)
10-1	Oregon	8:20.0	8:27.8	
10-2	Ashton	8:21.3	8:22.2	8:08.56 (8)
15-2	Hoopeston (East Lynn)	8:22.8	8:16.52	8:04.97 (5)
13-1	Marseilles	8:24.3	8:31.95	
8-2	Elmhurst (Timothy Christian)	8:24.6	8:24.10	8:15.06 (10)
7-1	Robinson	8:24.9	8:28.3	
13-2	Washburn (Lowpoint Washburn)	8:27.6	8:27.9	
6-1	Erie	8:29.1		
5-1	Normal (University)	8:29.9	8:37.42	
6-2	Prophetstown	8:30.2	8:24.9	8:17.13 (11)
4-1	DuQuoin	8:30.4		
7-2	Carmi	8:30.0	8:28.0	
4-2	Mounds (Meridian)	8:31.9		
12-1	Minooka	8:32.0	8:17.5	8:06.15 (6)
11-1	Toledo (Cumberland)	8:35.4	8:23.96	8:27.40 (12)
12-2	Plano	8:35.7	8:40.77	
16-1	Aledo	8:37.8		
2-1	Astoria	8:39.8		
5-2	Colfax (Octavia)	8:40.7		
14-1	Tuscola	8:41.9	8:40.79	
14-2	Mahomet (M.-Seymour)	8:43.0	8:32.11	
11-2	Arcola	8:43.8		
2-2	Lewistown	8:44.8		
16-2	Galva	8:45.5		
3-1	Petersburg (Porta)	8:49.0		
3-2	Williamsville	9:01.0		

1976 Qualifying Standard -- 9:38.0

EVENT CLASS A-440 YARD RELAY

<u>Dist</u> <u>Asgmt</u>	<u>School</u>	<u>Dist</u> <u>Time</u>	<u>State</u> <u>Prelims</u>	<u>State</u> <u>Finals</u>
15-1	Paxton	:44.2	:44:28	43.64 (3)
13-1	Granville (Putnam County)	:44.4	:43.97	43.58 (2)
8-1	Melrose Park (Walter Lutheran)	:44.5	:44.19	43.57 (1)
15-2	St. Anne	:44.5	:45.10	44.74 (6)
13-2	Peru (St. Bede)	:44.5	:45.34	44.40 (4)
5-1	Eureka	:44.7	:45.30	44.79 (7)
4-1	Mounds (Meridian)	:44.7	:45.38	
5-2	Colfax (Octavia)	:44:75	:45.5	
4-2	Sparta	:44.8	:45.64	
1-1	Madison	:44.9	:45.70	
6-1	Savanna	:44.9	:45.8	
1-2	Carrollton	:45.0	:45.08	44.56 (5)
6-2	Morrison	:45.1	:46.10	
8-2	Aurora (Marmon)	:45.2	:45.90	
9-1	Farmington (F. East)	:45.2	:45.36	45.17 (8)
10-2	Winnebago	:46.35	:46.5	
14-2	Mahomet (M.-Seymour)	:46.34	:46.3	
11-2	Blue Mound	:46.3	:46.6	
3-2	Rochester	:46.2	:47.1	
16-2	Alexis	:46.0	:46.5	
12-2	Minooka	:46.0	:46.09	
16-1	Aledo	:45.95	:46.10	
10-1	Polo	:45.9	:46.43	
7-2	Fairfield	:45.8	:46.07	
11-1	Toledo (Cumberland)	:45.8	:45.85	
14-1	Tolono (Unity)	:45.8	:45.76	
12-1	Chicago (Luther South)	:45.6	:45.46	
3-1	Jacksonville (ISD)	:45.6		
2-2	Rushville	:45.6	:47.1	
7-1	Flora	:45.5	:46.6	
9-2	Monmouth (H.S.)	:45.3	:46.4	
*2-1	Carthage (Hancock Central)	45.1	:45.69	

1976 Qualifying Standard -- :44.0

* Out of order.

26

CLASS A--TWO MILE RUN--1976

<u>Dist.</u> <u>Assant.</u>	<u>Contestant</u>	<u>School</u>	<u>Dist.</u> <u>Time</u>	<u>State</u> <u>Finals</u>
15-1	Rorem, Reo	Gilman	9:09.4	9:11.44 (1)
1-1	Hogg, Greg	Lebanon	9:42.6	9:31.85 (2)
1-2	Viano, Mike	Gillespie	9:44.0	9:33.84 (4)
8-1	Derdeyn, Dave	Richmond (R.-Burton)	9:48.4	9:31.86 (3)
15-2	Ostgard, Dan	Paxton	9:53.6	
10-1	Drogemuller, Doug	Winnebago	9:50.5	9:38.10 (6)
12-1	McAllister, Scott	Sandwich	9:54.3	9:35.80 (5)
13-1	Land, Tim	Minonk (Minonk-Dana-Rutland)	9:55.4	
13-2	Hostetler, Bill	Roanoke, (Roanoke-Bensen)	9:56.7	9:49.11 (8)
10-2	Grubb, Gregg	Stillman Valley	9:57.4	9:49.91 (10)
12-2	Lortie, Peter	Chicago (University)	10:00.4	9:56.40 (12)
8-2	Applebey, Morris	Elgin (St. Edward)	10:01.4	
11-1	Rayhel, Harry	Marshall	10:03.7	
11-2	McKinnie, Doug	Morrisonville	10:04.8	
4-1	Oliver, Stanley	Metropolis	10:06.5	
16-1	Hageman, Rick	Henry, (H.-Senachwine)	10:07.21	
9-1	Egger, Kelley	Monmouth (H.S.)	10:07.4	9:49.88 (9)
16-2	Carson, Cole	Aledo	10:13.7	
2-1	Smith, Dave	Mendon (Unity)	10:14.2	
5-1	Hamblin, Rick	Ellsworth (Tri-Valley)	10:16.0	
6-1	Kapp, Mike	Sterling (Newman Central)	10:16.7	
9-2	Moreland, Dan	Elmwood	10:19.0	
14-1	Cortwright, Leo	Argenta (A.-Oreana)	10:19.1	9:50.75 (11)
4-2	Kane, Randy	Marissa	10:20.4	Scratch
6-2	Frits, Ted	Port Byron (Riverdale)	10:20.8	
14-2	Duck, Steve	Monticello	10:21.5	
2-2	Inman, Stuart	Industry	10:22.8	
5-2	Bollinger, Bill	Tremont	10:22.8	
3-1	James, Dave	Pleasant Plains	10:23.0	9:45.49 (7)
7-1	Weber, Don	Robinson	10:32.1	
7-2	Bierman, Greg	Dietrich	10:40.7	
3-2	Myers, Mark	Pawnee	10:55.7	

1976 Qualifying Standard--9:38.0

Class A 120 Yd. High Hurdles-1976

<u>Dist.</u> <u>Asgmt.</u>	<u>Contestant</u>	<u>School</u>	<u>Dist.</u> <u>Time</u>	<u>State</u> <u>Prelims</u>	<u>State</u> <u>Finals</u>
6-1	Barry, Laverne	Morrison	14.6	15.30	14.92(4)
13-1	Barth, Brent	Peru (St. Bede)	14.6	14.56	14.52(1)
6-2	Wirth, Mike	Manlius	14.9	15.20	14.90(2)
3-1	Molen, John	Viriden	15.0	15.1	15.22(7)
8-1	Schaunnessy, Brian	Mooseheart	15.0	15.5	
16-1	Fogelsong, Stan	Toulon	15.02	15.39	
16-2	Perry, Jim	Taylor Ridge (Rockridge)	15.05	15.4	
14-1	Miller, Eric	Homer	15.1	14.57	14.91(3)
1-1	Brooks, Rodney	Lebanon	15.2	15.49	
4-1	Johnson, Billy	Mounds (Meridian)	15.2	15.54	
8-2	Grace, Loren	Genoa (G.-Kingston)	15.2	15.8	
11-1	Michler, Jerry	Marshall	15.25	14.97	15.16(5)
3-2	Tisdale, Eric	Riverton	15.3	15.37	15.23(8)
4-2	Louis, Larry	Pinckneyville	15.3	15.6	
13-2	Golick, Rick	Tonica	15.3	16.1	
15-1	Monroe, Cook	St. Anne	15.3	14.99	
5-1	Wissmiller, Jeff	Colfax (Octavia)	15.35	16.1	
1-2	Cooper, Curtis	Gillespie	15.4	14.9	15.17(6)
5-2	Peasley, Ivan	Normal (University)	15.4	15.11	
11-2	Murray, Randy	Arthur	15.4	15.54	
15-2	Alt, Mark	Hoopston (East Lynn)	15.4	15.7	
7-1	Stevens, Jeff	Carmi	15.5	16.0	
10-1	Jones, Scott	Winnebago	15.5	15.8	
10-2	Kump, Mike	Oregon	15.5	15.45	
2-1	McGann, Pat	Pittsfield	15.6	16.2	
2-2	Burget, Sheldon	Astoria	15.7	scratch	
9-1	Weegar, Mark	Monmouth (H.S.)	15.7	15.7	
9-2	Pratt, Steve	Monmouth (H.S.)	15.8	16.2	
12-1	Hoekstra, Tim	Palos Hts. (Chgo. Christian)	15.8	15.47	
14-2	Williams, Jim	Monticello	15.82	15.9	
12-2	Johnson, Reggie	Kankakee (McNamara)	16.0	16.4	
7-2	Lenard, Phil	Clay City	16.1	16.5	

1976 Qualifying Standard--:15.0

Class A 100 Yd Dash - 1976

<u>Dist.</u> <u>Assmt</u>	<u>Contestant</u>	<u>School</u>	<u>Dist</u> <u>Time</u>	<u>State</u> <u>Prelims</u>	<u>State</u> <u>Finals</u>
4-1	Johnson, Duane	Cairo	:9.9	:10.2	:10.41
13-1	Safranski, Steve	Granville	:9.9	:9.58	:9.95
6-1	Acuff, Jeff	Savanna	:10.0	:10.43	no time
4-2	Cooper, Shad	Mounds	:10.1	:10.3	:10.41
6-2	Dillon, Pat	Erie	:10.1	no time	no time
13-2	Martino, Marty	Roanoke	:10.1	:10.48	no time
8-1	Maynard, Kirk	Hampshire	:10.2	:10.38	no time
15-1	Ben Lee	Paxton	:10.2	:10.3	:10.36
8-2	Killough, Kevin	Aurora	:10.3	:10.7	no time
9-1	Shadley, Mike	Dunlap	:10.3	:10.25	no time
11-1	Simpson, Mike	Casey	:10.3	:10.5	no time
15-2	Charles Sykes	St. Anne	:10.3	:10.4	:10.41
14-1	O'Connell, Tom	Decatur	:10.37	:10.25	:10.41
1-1	Nettles, Terry	Greenfield	:10.4	:10.13	:10.31
2-1	Nell, Ken	Rushville	:10.4	:10.46	no time
5-1	Shaggo, Brian	Mason City	:10.4	:10.3	no time
9-2	Lafary, Marty	Stronghurst	:10.4	:10.5	no time
11-2	Armstrong, Scott	Blue Mound	:10.4	:10.41	no time
12-1	Pinchan, Jim	Chicago	:10.4	:10.56	no time
12-2	Bruce, Jim	Chicago	:10.4	:9.79	:10.21
16-1	Thompson, Kevin	Galva	:10.4	:10.31	no time
2-2	Yates, Tim	Camp Point	:10.45	no time	no time
5-2	Springer, Kevin	Eureka	:10.45	:10.35	no time
1-2	Walker, Von Dee	Madison	:10.5	:10.4	no time
3-1	Frost, Jerry	Edinburg	:10.5	:10.4	no time
7-1	Duckworth, Gary	Lawrenceville	:10.5	:10.7	no time
7-2	Clark, Mark	Flora	:10.5	:11.0	no time
14-2	Cherry, Randy	Atwood	:10.52	no time	no time
3-2	Garner, Ivan	Riverton	:10.6	:10.5	no time
10-1	Davis, Robert	Winnebago	:10.6	:10.8	no time
10-2	Range, Steve	South Beloit	:10.65	:10.8	no time

1976 Qualifying Standard--:10.0

Event Class A--880 Yard Run--1976

<u>Dist.</u> <u>Asgmt.</u>	<u>Contestant</u>	<u>School</u>	<u>Dist.</u> <u>Time</u>	<u>State</u> <u>Prelims</u>	<u>State</u> <u>Finals</u>
1-1	Maag, Dave	Waterloo	1:58.5	2:00.01	1:57.88 (4)
8-1	Wakenight, Matt	Elmhurst (Immaculate Conception)	1:59.2	2:03	
1-2	Ruyle, Frank	Gillespie	1:59.5	2:00.6	1:57.02 (2)
8-2	Brown, Steve	Wheaton (St. Francis)	1:59.5	2:02.1	2:02.31 (9)
6-1	Moore, Ron	Erie	1:59.7	2:00.67	1:57.26 (3)
10-1	Bartelt, Scott	Polo	1:59.75	1:58.59	1:54.97 (1)
5-1	Brenneman, Steve	Delavan	2:00.2	2:01.9	2:03.03 (10)
6-2	Zahnlę, Scott	Fulton	2:01.0	2:02.1	2:03.08 (11)
16-1	Heaton, Richard	Taylor Ridge (Rockridge)	2:01.75	2:00.65	2:00.40 (6)
7-1	Tappendorf, Tim	Altamont	2:02.2	2:02.4	
4-1	Heine, David	Pinckneyville			
5-2	Deal, Doug	Maroa (M.-Forsyth)	2:02.6	2:07.67	
16-2	Morrow, Scott	Joy (Westmer)	2:02.9	2:06.46	
14-1	Miller, Ed	Catlin	2:03.0	1:59.85	1:59.15 (5)
7-2	Harder, Brett	Lawrenceville	2:03.1	2:01.9	
10-2	Denekas, Steve	Forreston	2:03.7	2:01.8	2:10.30 (12)
15-1	Gudeman, Harry	Hoopeston (East Lynn)	2:03.7		
4-2	Miller, David	Anna (A.-Jonesboro)	2:03.7	2:04.1	
9-1	Duncan, Gary	Elmwood	2:03.8	2:01.9	2:02.30 (8)
13-1	Tambling, Roger	Dwight	2:04.0		
11-1	Rauch, Tony	Bethany	2:04.15		
2-1	Obert, Mike	Liberty	2:04.2	2:01.3	2:00.83 (7)
13-2	Stewart, Steve	Roanoke (Roanoke-Bensen)	2:04.5		
15-2	Johnson, Tom	Paxton	2:04.7		
2-2	Goetz, Tony	Carthage (Hancock Central)	2:04.8		
9-2	Elam, Brian	Farmington (F. East)	2:05.1	2:06.8	
14-2	Lowery, Sean	Tolono (Unity)	2:05.36		
12-1	Brown, Jim	Kankakee (McNamara)	2:05.4		
3-1	Parrish, Robert	Girard	2:05.5	2:09.4	
11-2	Scales, David	Blue Mound	2:05.8	2:08.4	
12-2	Anderson, Rich	Minooka	2:06.4	2:05.6	
3-2	Noller, Kevin	Edinburg	2:08.6	2:07.3	

1976 Qualifying Standard--1:58.0

Class A-Event: 880 Yd. Relay 1976

<u>Dist</u> <u>Assgn't</u>	<u>School</u>	<u>Dist.</u> <u>Time</u>	<u>State</u> <u>Prelims</u>	<u>State</u> <u>Finals</u>
1-1	Carrollton	1:32.8	1:33.3	1:32.61 (5)
4-1	Sparta	1:32.8	1:37.61	
1-2	Madison	1:33.4	1:35.7	1:32.30 (3)
8-1	Melrose Park (Walther Lutheran)	1:33.5	1:34.68	1:32.16 (2)
6-1	Morrison	1:33.7	1:37.15	
15-1	Paxton	1:33.9	1:32.65	1:31.00 (1)
8-2	Aurora (Marmion)	1:33.9		
4-2	Mounds (Meridian)	1:33.9	1:35.8	
5-1	Eureka	1:34.2	1:36.7	
7-1	Altamont	1:34.7	1:36.7	
13-1	Spring Valley (Hall)	1:34.7	1:36.2	
5-2	Colfax (Octavia)	1:34.7	1:36.0	
13-2	Streator (Woodland)	1:35.0	1:35.7	1:35.13 (7)
6-2	Erie	1:35.0	1:36.9	
9-1	Farmington (F. East)	1:35.2	1:34.39	1:32.87 (Disq.)
2-1	Rushville	1:35.2	1:37.7	
14-1	Tolono (Unity)	1:35.3	1:36.2	
7-2	Carmi	1:35.4	1:36.1	
16-1	Taylor Ridge (Rockridge)	1:35.5	1:40.1	
10-1	Stillman Valley	1:35.5	1:38.2	
9-2	Stronghurst (Southern)	1:35.6	1:37.7	
10-2	Oregon	1:35.8	1:40.5	
16-2	Buda-Sheffield (Western)	1:36.0	1:35.4	1:33.89 (6)
2-2	Astoria	1:36.0	1:37.95	
11-1	Blue Mound	1:36.05	1:39.0	
11-2	Arthur	1:36.2	1:37.4	
15-2	St. Anne	1:36.3	1:35.6	1:40.60
14-2	Monticello	1:36.5	1:36.2	
12-1	Momence	1:37.0	1:34.39	1:32.48 (4)
3-1	Chatham (Glenwood)	1:37.4	1:36.78	
3-2	Jacksonville (ISD)	1:37.5		
12-2	Coal City	1:37.9	1:37.4	

1976 Qualifying Standard--1:32.0.

Event Class A-440-YARD DASH-1976

<u>Dist</u> <u>Asgmt</u>	<u>Contestant</u>	<u>School</u>	<u>Dist</u> <u>Time</u>	<u>State</u> <u>Prelims</u>	<u>State</u> <u>Finals</u>
8-1	Claypool, Mark	Maple Park (Kaneland)	49.0	49.36	48.22 (2)
1-1	Thomas, Harvey	Lebanon	50.2	49.95	48.84 (3)
13-1	O'Connor, Tom	Graville (Putnam County)	50.3	50.1	49.70 (6)
9-1	Baker, Steve	Abingdon	50.5	50.3	49.69 (5)
13-2	Venegas, Mich	Peru (St. Bede)	51.0	52.5	
1-2	Norman, Rich	Lebanon	51.1	50.8	51.13 (8)
7-1	Parrent, Tom	Fairfield	51.1	51.7	
12-1	Molliday, Perry	Momence	51.2	49.64	48.02 (1)
10-1	Morris, Rick	Pecatonica	51.5		
6-1	Geerts, Chris	Morrison	51.5	51.9	
12-2	Kennedy, Al	Chicago (Luther South)	51.7	51.0	49.37 (4)
9-2	Roberts, Dave	London Mills (Valley)	51.7	53.72	
14-1	Fonner, Alan	Warrensburg (W-Latham)	51.7	51.9	
6-2	Marcum, Chet	Pearl City	51.8	52.63	
7-2	Murphy, Jay	Bridgeport (Red Mill)	51.9	52.4	
11-1	Roth, Frank	Pana	51.95	52.0	
11-2	Glosser, John	Toledo (Cumberland)	52.0	50.9	51.10 (7)
2-1	Twitchell, Terry	Carthage (Hancock Central)	52.1	54.6	
2-2	Muffaker, Greg	Lewistown	52.3	54.0	
8-2	Wofeldt, Barry	Melrose Park (Walther Luth.)	52.4		
16-1	Duncan, Mark	Toulon	52.45	51.9	
14-2	Cooper, Ronald	Broadlands (ABL)	52.6	51.9	
16-2	Carper, Joe	Buda (Western)	52.7	53.1	
4-1	Wolter, Ron	Sparta	53.1	51.8	
4-2	Glenn, Jeff	Sparta	53.15	52.4	
5-1	Wright, Brian	LeRoy	53.15	56.5	
15-2	Seibring, Dave	Clifton (Central)	53.3	54.5	
3-1	Porter, Mark	Petersburg (Porta)	53.3	54.2	
3-2	Wessler, Jay	Concord (Triopia)	53.5		
10-2	Range, Perry	South Beloit	53.85	54.7	
5-2	Sutton, Jim	Delavan	53.85	54.5	
5-1	Overstreet, John	Paxton		Scratch	

1976 Qualifying Standard -- :51.0

Class A - 330 Yard-Low Hurdles--1976

<u>Dist.</u> <u>Asgmt.</u>	<u>Contestant</u>	<u>School</u>	<u>Dist.</u> <u>Time</u>	<u>State</u> <u>Prelims.</u>	<u>Finals</u>
13-1	Barth, Brent	Peru (St. Bede)	38.9	39.0	38.00 (1)
10-1	Smith, Scott	Polo	38.9	39.6	38.13 (2)
13-2	Golick, Rick	Tonica	39.2		
1-1	Cooper, Curtis	Gillespie	39.4	39.9	39.44 (8)
9-1	Sheckler, Kirk	Farmington (F. East)	39.5	40.0	39.20 (5)
8-1	Vogeler, Rick	Waterman	39.5		
8-2	Bylik, Tom	Elgin (St. Edward)	39.7	40.3	
6-1	Wirth, Mike	Manlius	39.8	39.7	39.32 (7)
1-2	Terrell, Michael	Madison	39.8	39.5	39.25 (6)
7-1	Snyder, Joe	Robinson	39.9	40.8	
14-1	Miller, Eric	Homer	40.0	38.6	38.77 (4)
15-1	Gateley, Terry	Clifton (Central)	40.0	39.8	38.15 (3)
3-1	Woods, Ken	Waverly	40.0	40.4	
11-1	Tucker, Sam	Blue Mound	40.2		
7-2	Hovis, Jim	Altamont	40.2	41.6	
4-1	Koester, Mark	Red Bud	40.3	41.5	
16-1	Fogelsong, Stan	Toulon	40.35	41.6	
10-2	Ross, Mike	Forreston	40.4	40.3	
6-2	Barry, Laverne	Morrison	40.4		
16-2	Wimmerstead, Jim	Orion	40.5	40.1	
5-1	Thurmond, Joe	Mackinaw (Deer Creek-M.)	40.5		
4-2	Tindall, Mike	Chester	40.5	40.1	
9-2	Taylor, Mike	Roseville	40.6	42.5	
11-2	Michler, Jerry	Marshall	40.7	41.2	
3-2	Lestina, John	Jacksonville (ISD)			
15-2	Monroe, Cook	St. Anne	40.9	40.1	
2-1	Linkeman, Travis	Mt. Sterling (Brown Cty.)	41.1	41.7	
5-2	Talkington, Mike	Normal (University)	41.5	41.6	
14-2	Bosch, Tom	Broadlands (ABL)	41.5	41.6	
2-2	Niebur, Jim	Pittsfield	41.8		
12-1	Johnson, Reggie	Kankakee (McNamara)	41.8	41.7	
12-2	Torstrick, Paul	Manteno	42.1	42.8	

1976 Qualifying Standard -- :38.8

(Class A--Mile Run--1976)

<u>Dist.</u> <u>Asgmt.</u>	<u>Contestant</u>	<u>School</u>	<u>Dist.</u> <u>Time</u>	<u>State</u> <u>Prelims.</u>	<u>State</u> <u>Finals</u>
15-1	Rorem, Reo	Gilman	4:20.5	4:22.5	4:18.65(1)
9-1	Isbell, John	Farmington (F.East)	4:28.7	4:23.7	4:23.24(3)
1-1	Capelle, Mark	Highland (St. Paul)	4:29.3	4:30.7	4:22.59(2)
9-2	Fryer, Brad	Elmwood	4:29.6	4:29.6	4:25.17(5)
15-2	Linares, Ernie	Hoopeston (East Lynn)	4:31.3	4:34.4	4:38.48(9)
8-1	Derdeyn, Dave	Richmond (R.-Burton)	4:31.4	4:24.3	5:02.86(12)
13-1	Schmid, Don	Fairbury (F.-Cropsey)	4:33.0	4:47.0	
8-2	Wakenight, Matt	Elmhurst (Immaculate Concept.	4:33.5	4:36.0	4:28.75(6)
1-2	Hogg, Greg	Lebanon	4:33.9		
12-1	Nayer, Rich	Chicago (University)	4:34.2	4:30.9	4:23.37(4)
4-1	Oliver, Stanley	Metropolis	4:34.8	4:33.2	4:32.96(8)
10-1	Drogemuller, Doug	Winnebago	4:36.6	4:28.4	4:41.50 (10)
2-1	Moore, Joe	Camp Point (Central)	4:37.9	4:38.5	
12-2	Clennon, Tom	Minooka	4:38.0	4:36.0	
5-1	Duckworth, Jeff	San Jose	4:38.1	4:43.6	
7-1	Zeimet, Leroy	Norris City (N.C.- Omaha)	4:38.5		
4-2	Brower, Jeff	Zeigler (Z.- Royalton)	4:39.5	4:45.0	
5-2	Builta, Mark	Ellsworth (Tri-Vailey)	4:40.1		
6-1	Wolf, Jay	Erie	4:40.1		
7-2	Wiess, Jeff	Effingham (St. Anthony)	4:42.8		
10-2	Grubb, Gregg	Stillman Valley	4:43.1	4:33.1	4:48.00 (11)
14-1	Mohr, Roger	Broadlands (ABL)	4:43.6	4:32.9	4:30.52 (7)
2-2	Obert, Mike	Liberty	4:43.8		
6-2	Sharer, Randy	Prophetstown	4:44.0		
11-1	Plummer, John	Toledo (Cumberland)	4:44.0	4:54.0	
13-2	Riely, John	Minonk (Minonk-Dana-Rutland)	4:44.0	4:36.6	
3-1	James, Dave	Pleasant Plains	4:45.3	4:37.1	
16-1	Hageman, Rick	Henry (H.- Senachwine)	4:45.4	4:42.8	
14-2	Williams, Don	Tuscola	4:47.4	4:45.5	
16-2	Carson, Cole	Aledo	4:48.25	4:42.0	
3-2	McKarnen, Pat	Girard	4:48.8		
11-2	Rayhel, Harry	Marshall	4:51.2	4:44.8	

1976 Qualifying Standard -- 4:28.0

CLASS A--220 YARD DASH--1976

<u>Dist</u> <u>Assgn.</u>	<u>Contestant</u>	<u>School</u>	<u>Dist</u> <u>Time</u>	<u>State</u> <u>Prelim</u>	<u>State</u> <u>Finals</u>
13-1	Safranski, Steve	Granville (Putnam County)	:22.0	:22.22	:21.81 (1)
4-1	Johnson, Duane	Cairo	:22.1	:23.5	
4-2	Cooper, Shad	Mounds (Meridian)	:22.2	:23.3	
13-2	O'Connor, Tom	Granville (Putnam County)	:22.3	:22.45	:22.79 (5)
13-3	Martino, Marty	Roanoke (Roanoke-Benson)	:22.3	:22.6	
11-1	Armstrong, Scott	Blue Mound	:22.6	:23.0	
1-1	Nettles, Terry	Greenfield	:22.8	:23.0	:22.60 (3)
8-1	Gahlbeck, Steve	Burlington (Central)	:22.8	:23.0	:22.68 (4)
6-1	Gay, Dennis	Savanna	:22.9	:23.6	
11-2	Simpson, Mike	Casey	:23.0	:24.4	
6-2	Verhulst, Jim	Prophetstown	:23.0	:23.1	
1-2	Norman, Rich	Lebanon	:23.1	:22.82	:22.82 (8)
15-1	Lee, Ben	Paxton	:23.1	:22.51	:22.81 (7)
7-1	Murphy, Jay	Bridgeport (Red Hill)	:23.1	:23.1	
16.1	Hartz, Dave	Buda (Western)	:23.12	:23.6	
5-1	Brandstatter, Andy	San Jose	:23.2	:23.73	
8-2	Killough, Kevin	Aurora (Marmion)	:23.2	:23.9	
2-2	Shipman, Doug	Carthage (Hancock Central)	:23.25	:24.4	
9-1	Shadley, Mike	Dunlap	:23.25	:23.7	
9-2	Baker, Steve	Abingdon	:23.3	:23.1	
15-2	Fiorillo, Mike	Paxton	:23.3	:23.5	
7-2	Parrent, Tom	Fairfield	:23.5	:23.9	
14.1	Karr, Steve	Mahomet (M.-Setmour)	:23.5	:22.95	:22.80 (6)
5-2	Short, Rick	Farmer City (F.C.-Mansfield)	:23.5	:24.0	
16-2	Thompson, Kevin	Galva	:23.55	:23.7	
12-1	McCain, Ernest	Palos Hts. (Chicago Christian)	:23.7	:23.0	:22.53 (2)
3-1	Porter, Mark	Petersburg (Porta)	:23.7	:24.5	
3-2	Garner, Ivan	Riverton	:23.8	:23.5	
14-2	O'Connell, Tom	Decatur (St. Teresa)	:23.85	:23.7	
10-1	Baatz, Robert	Stillman Valley	:24.0	:24.2	
12-2	Hart, Bobby	Manteno	:24.0	:23.15	
10-2	Davis, Robert	Winnebago	:24.2	:24.4	

1976 Qualifying Standard -- :22.6

CLASS A-MILE RELAY 1976

<u>Dist. Asgn't</u>	<u>School</u>	<u>Dist. Time</u>	<u>State Prelims</u>	<u>State Finals</u>
7-1	Carmi	3:30.0	3:31.3	3:28.38 (5)
8-1	(Kaneland) Maple Park	3:28.5	3:27.0	3:24.58 (2)
10-1	Polo	3:28.7	3:30.8	3:30.07 (7)
7-2	Altamont	3:30.5	3:32.6	
1-1	(Wesclin) Trenton	3:31.3	3:30.9	3:29.37 (6)
15-1	St. Anne	3:32.6	3:31.3	3:25.65 (3)
12-1	Momence	3:32.1	3:26.7	3:23.56 (1)
6-1	Fulton	3:33.2	3:33.2	
10-2	Forreston	3:33.3	3:33.2	
6-2	Erie	3:33.4	3:38.5	
1-2	Freeburg	3:33.8	3:37.8	
13-1	(Hall) Spring Valley	3:33.9	3:34.1	
8-2	(Walther Lutheran) Melrose Park	3:34.4	3:46.1	
2-1	Lewistown	3:34.8	3:38.0	
12-2	Minooka	3:34.2	3:31.0	3:33.97 (8)
5-1	(Octavia) Colfax	3:35.55	3:35.4	
11-1	Arthur	3:35.7	3:34.5	
4-1	Sparta	3:36.3	3:37.4	
15-2	(Central) Clifton	3:36.3	Scratch	
11-2	Casey	3:36.6	3:37.5	
16-1	Toulon	3:36.6	3:35.7	
9-1	(P. East) Farmington	3:36.6	3:39.3	
4-2	(A. Jonesboro) Anna	3:36.7	3:38.7	
13-2	(Putman County) Granville	3:37.0	3:45.3	
9-2	(H. S.) Monmouth	3:37.1	3:37.0	
16-2	(Winola) Viola	3:37.2	3:33.9	
14-1	(M. Seymour) Mahomet	3:37.4	3:30.0	3:26.20 (4)
2-2	Pittsfield	3:38.3	Scratch	
5-2	Eureka	3:39.0	3:47.0	
14-2	(ABL) Broadlands	3:41.0	3:40.7	
3-2	(Triopia) Concord	3:42.0	Scratch	
3-1	(Glenwood) Chatham	3:42.0	3:46.0	

1976 Qualifying Standard--3:27.5

CLASS A--POLE VAULT--1976

<u>Dist.</u> <u>Asgmt.</u>	<u>Contestant</u>	<u>School</u>	<u>Dist. Ht.</u>	<u>State Prelims</u>	<u>State Finals</u>
8-1	Barsic, Matt	Maple Park (Kaneland)	14'1"	12'9"	13'9" (2)
5-1	Moore, Sam	Eureka	14'0 3/4"	12'9"	13'6" (3)
15-1	Romein, Dave	St. Anne	13'6"	12'9"	---
5-2	Legner, Rick	Normal (University)	13'6"	---	---
11-1	Montgomery, Jack	Toldeo (Cumberland)	13'4 3/4"	12'9"	13'0" (4)
14-1	Cherry, Randy	Atwood (A.-Hammond)	13'3"	12'9"	13'0" (6)
15-2	Verkler, Randy	Watseka	13'1 1/2"	---	---
2-1	Rohn, Jerry	Beardstown	13'1"	12'9"	12'6" (8)
3-1	Coleman, Randy	Virden	13'0"	11'9"	---
10-1	Champlain, Jerry	Stillman Valley	13'0"	12'9"	14'0" (1)
13-1	Oltman, Don	Roanoke (R.-Benson)	12'9"	12'9"	12'6" (10)
1-1	Presson, Stan	Waterloo	12'9"	12'3"	---
11-2	Wesch, Steve	Arcola	12'9"	---	---
9-2	Scanlon, Brad	Monmouth (H.S.)	12'6"	12'9"	12'6" (9)
6-1	Phelps, Steve	Stockton	12'6"	12'9"	13'0" (4)
10-2	Coffey, Charles	Stillman Valley	12'6"	11'9"	---
13-2	Hakes, Rick	Minonk (M.-Dana-Rutland)	12'6"	11'9"	---
8-2	Oksas, John	Maple Park (Kaneland)	12'6"	12'3"	---
7-1	Brown, Kevin	Carmi	12'6"	11'9"	---
7-2	Himman, Don	Flora	12'6"	11'9"	---
6-2	Christ, Tim	Tampico	12'6"	12'3"	---
1-2	Moran, Chris	Trenton (Wesclin)	12'6"	12'3"	---
2-2	Butler, Gary	Pittsfield	12'0"	---	---
14-2	Silver, Bob	St. Joseph (S.J.-Ogden)	12'0"	12'3"	---
3-2	Schroll, Steve	Chatham (Glenwood)	12'0"	11'9"	---
4-1	Penny, Alvin	Sparta	12'0"	12'3"	---
12-1	Walsh, Perry	Kankakee (McNamara)	12'0"	12'3"	---
16-1	Hisey, Tom	Joy (Westmer)	11'9"	11'9"	---
16-2	Quanstrom, Randy	Galva	11'9"	---	---
4-2	Haynes, Bill	Red Bud	11'6"	11'9"	---
12-2	Kovel, Chi	Minooka	11'3"	---	---
*9-1	Weegal, Mark	Monmouth (H.S.)	12'0"	12'9"	12'6" (12)

* Out of Order

1976 Qualifying Standard--13'6"

Class A--High Jump--1976

<u>Dist.</u> <u>Asgmt.</u>	<u>Contestant</u>	<u>School</u>	<u>Dist.</u> <u>Ht.</u>	<u>State</u> <u>Prelims</u>	<u>State</u> <u>Finals</u>
8-2	Brown, Fred	Genoa (G.-Kingston)	6'5"	6'3"	6'4" (2)
8-1	Garbe, Paul	Maple Park (Kaneland)	6'5"	5'10"	
1-1	Brooks, Rodney	Lebanon	6'4"	6'3"	6'3" (3)
8-3	Morgan, Bob	Elgin (St. Edward)	6'4"	6'3"	6'0"
4-1	Haynes, Chuck	Red Bud	6'4"		
7-1	Hutchcraft, Roy	McLeansboro	6'3 $\frac{1}{4}$ "		
13-1	Shockey, Chuck	Seneca	6'3"	6'3"	6'3" (4)
4-2	Stockwell, Mark	Chester	6'3"	6'2"	
8-4	Rich, Ken	Genoa (G.-Kingston)	6'3"	6'2"	
16-1	Milroy, Shane	Toulon	6'2 $\frac{1}{4}$ "	6'2"	
16-2	Hewitt, Lonnie	Buda (Western)	6'2 $\frac{1}{4}$ "	6'3"	6'2" (6)
5-1	Allen, Jay	Normal (University)	6'2"	6'3"	6'5" (1)
1-2	Norman, Rich	Lebanon	6'2"	6'0"	
10-2	Kump, Mike	Oregon	6'2"	6'0"	
10-1	Hild, Joel	LaMoille	6'2"	6'2"	
15-1	Devine, Bob	Watseka	6'2"	5'10"	
8-5	Meredith, Bill	Waterman	6'2"	6'0"	
12-1	Hardy, Jack	Chicago (Luther South)	6'2"	6'2"	
13-2	Groom, Scott	Streator (Woodland)	6'1"	6'3"	6'2" (5)
2-1	Wetzel, Rich	Colchester	6'1"	6'0"	
11-1	Nolen, Jim	Blue Mound	6'1 $\frac{1}{2}$ "	6'0"	
14-1	Wilken, Dave	St. Joseph (S. J.-Ogden)	6' 3/4"	5'10"	
6-1	Nagel, Jim	Fulton	6' 3/4"	6'2"	
2-2	Briney, Marty	Rushville	6'0"		
3-2	Allen, Joe	Divernon	6'0"		
5-2	Burke, Tom	Normal (University)	6'0"		
12-2	Dean, Mark	Minooka	6'0"	6'0"	
11-2	Swengle, Scott	Neoga	6'0"	6'3"	5'10"
6-2	Phelps, Steve	Stockton	6'0"	5'10"	
9-1	King, Willie	Peoria Heights	6'0"	5'10"	
14-2	Dodd, John	Homer	6'0"	5'10"	
15-2	Rebholz, Jim	Chatsworth	6'0"	5'10"	
3-1	Molen, John	Viriden	6'0"	6'0"	
9-2	Gordon, Kent	Abingdon	5'10"		
7-2	Rector, Jay	Carmi	5'10"	6'2"	

1976 Qualifying Standard -- 6'2"

EVENT: CLASS A LONG JUMP--1976

<u>Dist.</u> <u>Asgmt.</u>	<u>Contestant</u>	<u>School</u>	<u>Dist.</u> <u>Distance</u>	<u>State Prelim</u>	<u>State Finals</u>
13-1	Safranski, Steve	Granville (Putnam County)	23'1 1/4"	23'3 1/4"	23'3 1/4"
16-1	Hartz, Dave	Buda (Western)	22'3 3/4"	20'11 1/4"	21'1/2"
3-1	Manley, John	Williamsville	22'1 1/4"	19'4"	
3-2	Molen, John	Viriden	22'3/4"	19'9 1/2"	
5-1	Thurmond, Joe	Mackinaw (Deer Creek-M)	22'1/4"	19'8 1/2"	
13-2	Billington, Michael	Saunemin	22'0"	21'5 1/2"	21'5 1/2"
8-1	Claypool, Mark	Maple Park (Kaneland)	21'11 3/4"	21'4 1/2"	22'5 1/2"
3-3	Jeffers, Dan	Rochester	21'11 1/2"		
9-1	Knapp, Bob	Knoxville	21'10 3/4"	20'9"	20'9"
2-1	Reynolds, Morgan	Rushville	21'6"	19'5 1/2"	
16-2	King, Jeff	Princeville	21'4 3/4"	19'11"	
4-1	Bulliner, Darnell	Sparta	21'4 1/2"	18'10"	
8-2	Douglass, Cliff	Chicago (Francis Parker)	21'4 1/2"	19'5 1/2"	
9-2	Shadley, Mike	Dunlap	21'4 1/4"	20'10"	20'10"
5-2	Moore, Sam	Eureka	21'4"		
2-2	Pond, Alan	Liberty	21'4"	21'1"	21'1"
4-2	Tyson, Mike	Metropolis	20'10 1/2"	19'7 1/2"	
7-1	Stites, Ted	Effingham (St. Anthony)	20'10"	19'9"	
10-1	Kump, Mike	Oregon	20'9 3/4"	20'3 1/2"	
7-2	Karcher, Larry	Mc Leansboro	20'6"	19'3"	
14-1	Karr, Steve	Mahomet (M-Seymour)	20'6"	19'10"	
12-1	Male, Craig	Gardner (G. S. Wilmington)	21'1"	20'7 1/2"	20'7 1/2"
15-2	Shefer, Scott	Chatsworth	20'1"	17'7"	
10-2	Long, Willie	South Beloit	19'11 3/4"	20'1/2"	
1-1	Beeler, Paul	Raymond (Lincolnwood)	19'10 1/2"	18'8 1/2"	
1-2	Brooks, Rodney	Lebanon	19'10"	19'7 1/2"	
12-2	Johnson, Reggie	Kankakee (McNamara)	19'9 1/2"	20'4"	
14-2	Borman, Dave	Danville (Schlarman)	19'8 3/4"	20' 1/2"	
11-1	Athey, Jeff	Marshall	19'8"	20'5"	
6-1	Kettler, Larry	Fulton	19'7 1/4"	19'4"	
11-2	Thomas, Russell	Toledo (Cumberland)	19'4 1/4"	21'6 1/2"	
6-2	Woolcock, Craig	Stockett (Cumberland)	19'3 3/4"	19'10 1/2"	

1976 Qualifying Standard--21'6"

CLASS A-- TRIPLE JUMP --1976

<u>Dist.</u> <u>Assgnt.</u>	<u>Contestant</u>	<u>School</u>	<u>Dist.</u> <u>Dist.</u>	<u>State</u> <u>Prelims</u>	<u>State</u> <u>Finals</u>
15-1	Polk, Randy	St. Anne	45'7 $\frac{1}{4}$ "	44'7 $\frac{3}{4}$ "	46'6 $\frac{1}{2}$ " (1)
8-1	Claypool, Mark	Maple Park (Kaneland)	45'2 $\frac{1}{2}$ "	43'1 $\frac{3}{4}$ "	43'1 $\frac{3}{4}$ " (7)
3-1	Garner, Ivan	Riverton	43'9"	40'10"	
5-1	Price, Budd	LeRoy	43'8 $\frac{1}{4}$ "		
3-2	Boettner, Dave	Chatham (Glenwood)	43'6"	41'9"	
13-1	Hodel, Kyle	Roanoke (Roanoke - Benson)	43'6"	39'4 $\frac{1}{2}$ "	
1-1	Nafziger, Kurt	Carlinville	43'5 $\frac{1}{4}$ "	43'6"	43'6" (5)
4-1	Pierce, Patrick	Carterville	43'4 $\frac{1}{2}$ "	42'3"	
13-2	Lay, Dennis	El Paso	43'4 $\frac{1}{4}$ "	43'2 $\frac{3}{4}$ "	43'5" (6)
9-1	King, Marty	Monmouth (Yorkwood)	43'3 $\frac{3}{4}$ "	43'4 $\frac{1}{4}$ "	43'6 $\frac{1}{2}$ " (4)
8-2	Douglass, Cliff	Chicago (Francis Parker)	43'3"	41'11-3/4"	
1-2	Gebelharst, Dennis	Dupo	43'1 $\frac{1}{2}$ "	42'1 $\frac{1}{4}$ "	
9-2	Knapp, Bob	Knoxville	42'11"	42'5 $\frac{1}{2}$ "	
16-1	Van Fleet, Tony	Alexis	42'10 $\frac{1}{2}$ "	43'4 $\frac{1}{4}$ "	43'11 $\frac{1}{2}$ " (3)
2-1	Pond, Alan	Liberty	42'9"	41"	
4-2	Goodman, Bruce	Metropolis	42'7-3/4"	40'5 $\frac{1}{4}$ "	
5-2	Thurmond, Joe	Machinaw (Deer Creek M.)	42'5 $\frac{1}{4}$ "		
15-2	Washington, Areluis	St. Anne	41'9"	42'6"	42'11" (8)
16-2	Walker, Jim	Toulon	41'8 $\frac{1}{4}$ "	40'2 $\frac{1}{2}$ "	
7-1	Felix, Steve	Fairfield	41'7"	40'9"	
14-1	Blackard, Jeff	Argenta (A. Oreana)	41'6 3/4"	43'8 $\frac{1}{2}$ "	44'9" (2)
10-1	Leeds, Larry	Oregon	41'5"	40'10 $\frac{1}{2}$ "	
10-2	Long, Willie	South Beloit	41'4 $\frac{1}{2}$ "	41'3"	
2-2	Orwig, Dan	Astoria	40'10 $\frac{1}{2}$ "		
7-2	Pearce, Randy	Clay City	41'5"	38'2 $\frac{1}{4}$ "	
11-1	Houser, Mark	Blue Mound	41'2 $\frac{1}{4}$ "	40'2 $\frac{1}{2}$ "	
11-2	Ludwig, Jerry	Pana	40'11"	41'8"	
12-2	Foster, Rick	Manteno	40'9-3/4"	38'5-3/4"	
12-1	Hardy, Jack	Chicago (Luther South)	40'9-3/4"	41'10-3/4"	
14-2	Warren, Chris	Mahomet (M.-Seymour)	40'7-3/4"	40'1 $\frac{1}{2}$ "	
6-1	Verhulst, Jim	Prophetstown	40'7 $\frac{1}{4}$ "	38'11 $\frac{1}{2}$ "	
6-2	Christ, Tim	Tampico	39'6 $\frac{1}{2}$ "	39'6 $\frac{1}{2}$ "	

1976 Qualifying Standard--43'6"

EVENT CLASS A--SHOT PUT--1976


<u>Dist.</u> <u>Assgnt.</u>	<u>Contestant</u>	<u>School</u>	<u>Dist.</u> <u>Dist.</u>	<u>State</u> <u>Prelims.</u>	<u>State</u> <u>Finals</u>
9-1	Krey, Scott	Farmington (F. East)	56'3-1/4"	55'3-1/2"	56'1"
5-1	Short, Judd	LeRoy	55'2"	49'5"	
16-1	Welch, Jeff	Woodhull, (Alwood)	54'7-3/4"	55'8-1/4"	55'8-1/4"
8-1	Jorgensen, Mike	Maple Park (Kaneland)	54'3-3/4"	52'10-1/2"	53'11"
14-1	Reynolds, Randy	Georgetown	54'3"	46'3-1/2"	
6-1	Dorothy, Pat	Tampico	53'6-3/4"	51'9"	
7-1	Bone, Robin	Vandalia	53'2-1/2"	49'11-1/4"	
7-2	Krutsinger, Charles	Flora	52'8-3/4"	51'10-3/4"	51'10-3/4"
3-1	Miller, Tim	Kincaid	52'1 1/4"	52'4"	53'5 1/4"
14-2	Swaney, Gary	Catlin	51'11 1/2"	52'9 1/2"	52'9 1/4"
16-2	Blaser, Mel	Taylor Ridge (Rockridge)	51'10"	53'2 3/4"	53'2 3/4"
10-1	Brace, Jim	Stillman Valley	51'8 3/4"	52'6"	52'6"
4-1	Bush, Mike	Cartersville	51'5"	44'3/4"	
5-2	Clements, Jeff	Mt. Pulaski	51'1"	48'3 1/2"	
4-2	Williams, James	Mounds (Meridian)	50'2"	47'5 1/4"	
8-2	Farb, Bill	Poplar Grove (North Boone)	50'3/4"	48'6"	
6-2	Heff, Steve	Galena	50' 1/4"	50'5"	
15-1	Tuggle, Chuck	Paxton	49'10"	48'9 1/4"	
1-1	Brummett, Jim	Gillespie	49'4 1/2"	45'11"	
11-1	Cole, Ronnie	Arthur	49'4 1/4"	47'1"	
2-1	Bell, William	Virginia	48'7"	47'2 1/2"	
13-1	Drinan, Dennis	Dwight	48'6 3/4"	47'4 1/2"	
11-2	Hardesty, Chuck	Neoga	48'4 1/2"	43'8 3/4"	
15-2	Brucker, Roy	Melvin (M.-Sibley)	48'2"	47'6 3/4"	
1-2	Cory, Dennis	Carrollton	48'1 1/2"	46'10 1/2"	
10-2	Windett, Kevin	Mt. Morris	48'1 1/2"	48'2"	
2-2	Onion, Steve	Industry	48'1"		
3-2	Bertoldo, James	Kincaid	47'10"	45'7"	
12-1	Jefferson, Ira	Momence	47'6"	45'0"	
12-2	Jarvis, Jeff	Manteno	46'10"	43'11"	
13-2	Zimmerman, Art	Marseilles	46'3"	46'8 3/4"	
9-2	Lowe, Gerald	Avon	48'10"	49'11 1/2"	
Out of order					

1976 Qualifying Standard--52'

Class A--DISCUS THROW--1976

<u>Dist</u> <u>Asgmt</u>	<u>Contestant</u>	<u>School</u>	<u>Dist</u> <u>Dist</u>	<u>State</u> <u>Prelims</u>	<u>State</u> <u>Finals</u>
16-1	Hohl, Dan	Sherrard	161' 5"	145' 2"	145' 1" (6)
14-1	Thompson, Steve	Mahomet (M-Seymour)	161' 1 $\frac{1}{2}$ "	155' 5"	163' 1" (1)
8-1	Jorgensen, Mike	Maple Park (Kaneland)	154' 5"	143' 6"	151' 9" (3)
10-1	Brace, Jim	Stillman Valley	151' 9 $\frac{1}{2}$ "	141' 4"	141' 4" (8)
2-1	Hamilton, Scott	Beardstown	150' 6"	136' 2"	
12-1	Dunn, Cliff	Chicago (Luther South)	149' 6"	148' 10"	153' 8" (2)
16-2	Eigsti, Calvin	Buda (Western)	149' 6"	136' 11"	
13-1	Drinan, Dennis	Dwight	148' 6"	142' 10"	150' 0" (4)
12-2	Walker, Dave	Yorkville	148' 2"	125' 10"	
9-1	Krey, Scott	Farmington (F. East)	147' 10 $\frac{1}{2}$ "	145' 5"	145' 5" (5)
8-2	McQuade, John	Maple Park (Kaneland)	146' 8"	138' 3"	
14-2	Blackburn, Mark	Monticello	146' 5"	133' 0"	
6-1	Kelly, Jeff	Sterling (Newman)	144' 3"	124' 7"	
5-1	Ulrich, Steve	Eureka	142' 9"	125' 2"	
6-2	Dorothy, Pat	Tampico	142' 1"	134' 7"	
1-1	Stanton, Mark	Trenton (Weselin)	141' 6 $\frac{1}{2}$ "	125' 1"	
7-1	McNight, Keith	Clay City	141' 2"	138' 3"	
11-1	Fabert, Eric	Arthur	140' 5"	138' 10"	
2-2	Goodwin, Ken	Industry	140' 4 $\frac{1}{2}$ "	129' 2"	
15-1	Sloter, Eric	Watseka	140' 0"	128' 2"	
5-2	Hunt, Dave	San Jose	139' 7 $\frac{1}{2}$ "	129' 10"	
9-2	Harris, Bill	Glasford (Illini Bluffs)	139' 1 $\frac{1}{2}$ "	140' 7"	144' 0" (7)
3-1	Connelly, Dan	Chatham (Glenwood)	138' 5"	132' 4"	
15-2	Seggebruch, Rod	Cissna Park	137' 7"	127' 10"	
4-1	Beasley, Danny	DuQuoin	136' 11 $\frac{1}{2}$ "	131' 2"	
1-2	Pohlman, Reg	Carrollton	136' 10 $\frac{1}{2}$ "	136' 3"	
3-2	Guimard, Jules	Jacksonville (ISD)	134' 5"		
13-2	Majcina, Dale	Marseilles	133' 10"	124' 7"	
10-2	Cordes, Jeff	Oregon	133' 7 $\frac{1}{2}$ "	139' 5"	
4-2	Williams, James	Mounds (Meridian)	131' 11 $\frac{1}{2}$ "	138' 5"	
7-2	Hoffman, Greg	Carmi	128' 9"	129' 3"	
11-2	Weaver, Al	Casey	127' 9-3/4"	126' 5"	

1976 Qualifying Standard -- 150'



1976 IHSA BOYS STATE TRACK MEET

Saturday, May 29, 1976

O'Brien field, Charleston, Ill.

FINAL CLASS AA TEAM RESULTS

East St. Louis (Sr.) 30
Chicago Hts. (B loom) 26
Maywood (Proviso East) 14
Harvey (Thornton) 12
Rockford (East) 10
LaGrange (Lyons) 10
Orland Park (Sandburg) 10
Chicago (King) 10
Joliet (East) 9
Chicago (Harlan) 7
Lockport (Central) 6
Oak Park (Fenwick) 6
Downers Grove (North) 6
Lombard (Glenbard East) 6
Wheaton (North) 6
Arlington Hts. (Forest View) 6
Belvidere 6
Chicago (Mendel) 5
Springfield (Southeast) 5
Oak Lawn (Richards) 5
Chillicothe (IVC) 4
Evanston 4
East Moline (United) 4
Rantoul 4
Champaign (Central) 4
Quincy (Sr.) 4
Alton (Sr.) 4
Rockford (harlem) 4
Des Plaines (Maine North) 4
Danville (H.S.) 4
Des Plaines (maine West) 4
Sycamore 3
Chicago (DuSable) 3
Hoffman Estates (H.S.) 3
North Chicago 3
Homewood-Flossmoor 3
Chicago (Dunbar) 3
Deerfield 3
Chicago (Englewood) 3
Berwyn (Morton West) 2
Bradley-Bourbonnais 2
Bloomington (H.S.) 2
Park Ridge (Maine East) 2
Moline 2
Chicago (Vocational) 2
Peoria (H.S.) 2
Hinsdale (Central) 2
Jacksonville (H.S.) 1
Marion 1
Chicago (Gordon Tech) 1
Zion-Benton 1
Chicago (Phillips) 1
Springfield (lanphier) 1
Villa Park (Willowbrook) 1
Kankakee (Westview) 1
Crystal Lake 1

NOTE: A total of 56 schools scored.
86 schools qualified into finals in
prelims. A total of 214 schools
sent 915 athletes.



RECOLRDS SECTION

R1

LONG JUMP

CLASS A RECORD -- 23-3 1/4 by Steve Safranski, Granville (Putnam County), 1976 (Prelims). Old Class A mark, 22-1 by Steve Safranski, Granville (Putnam County), 1976-

TWO-MILE RELAY

CLASS A RECORD -- 7:58.89 by Farmington (East) (Dave Johns, Ken Balagna, Brian Elam, John Isbell), 1976 (Finals). New Event in 1976.

IHSA RECORD, CLASS AA RECORD and ILLINOIS BEST EVER -- 7:37.97 by Harvey (Thornton) (Steve Ibarra, Bill Moran, Mike Clark, Donald White), 1976 (Finals). Old Illinois Best Ever, 7:41.9 by Hillside (Proviso West) (Jerry Mentz, Alan Jakosa, Bruce Bowman, Craig Grant), 1965.

TWO-MILE RUN

CLASS A RECORD -- 9:11.44 by Reo Rorem, Gilman, 1976 (Finals). Old Class A mark, 9:21.15 by Craig Young, Stillman Valley, 1975 (Finals).

CLASS AA RECORD -- 9:00.53 by Tom Graves, Orland Park (Sandburg), 1976. Old mark- 9:02.86 by Ron Craker, Elmhurst (York), 1975.

SHOT PUT

CLASS AA RECORD -- 52-8 by John Powers, Oak Park (Fenwick), 1976. Old mark, 62-4 3/4 by John Marks, Oak Lawn (H.S.), 1975.

DISCUS

CLASS AA RECORD -- 177-7 by Bruce Rolfe, Wheaton (North), 1976. Old mark, 167-10 by Bruce Rolfe, Wheaton (North), 1975.

120-YARD HIGH HURDLES (Friday mark)

IHSA RECORD, ILLINOIS ALL-TIME BEST, CLASS AA RECORD and TIES EXISTING NATIONAL PREP RECORD -- :13.24 by Greg Foster, Maywood (Proviso East), 1976 (Semifinals). Old IHSA mark, :13.4 by Greg Foster, Maywood (Proviso East), 1975. Old Illinois All-Time Best, and Class AA Record, :13.4 by Greg Foster, Maywood (Proviso East), 1975. National Prep mark, :13.2 by Mike Roberson, Winter Park, Fla., 1975; Deby Cooper, Richman (Ellis), Cal., 1975 and Greg Foster, Maywood (Proviso East), Il., 1976.

100-YARD DASH

CLASS A RECORD -- :9.95 by Steve Safranski, Granville (Putnam County), 1976 (Finals). Old mark, :9.97 by Neil Johnson, Prophetstown, 1976 (Finals).

880-YARD RUN

IHSA RECORD, CLASS AA RECORD AND ILLINOIS BEST EVER --1:49.92 by Steve Schellenberger, Arlington Hts. (Forest View), 1976 (Finals). Old Illinois Best Ever, 1:50.1 by Dave Kaemerer, Dolton (Thornridge), 1968. Old IHSA mark, 1:50.4 by Larry Kelly, Park Ridge (Maine East), 1964. Old Class AA mark, 1:51.9 by Steve Schellenberger, Arlington Hts. (Forest View), 1975.

2

R2

440-YARD DASH

CLASS A RECORD -- :48.02 by Perry Holliday, Momence, 1976. Old mark, :49.08 by Mark Claypool, Maple Park (Kaneland), 1975.

DISCUS

CLASS A RECORD -- 163-1 by Teves Thompson, Mahomet-Seymour, 1976 (Finals). Old mark, 157-1 by John Yingling, Mt. Sterling (Brown County), 1975.

880-YARD RELAY

CLASS A RECORD -- 1:31.00 by Paxton (Ben Lee, Carl Hasselbring, Mike Fiorillo, John Overstreet), 1976 (Finals). Old mark, 1:31.49 by Hoopston-East Lynn (Bob Summers, Mark Alt, John Burke, Danny Eckart), 1975.

330-YARD LOW HURDLES

CLASS A RECORD -- :38.0 by Brent Barth, Peru (St. Bede), 1976 (Finals). Old mark, :38.25 by Dennis Ullom, Clifton (Central), 1975.

TRIPLE JUMP

IHSA RECORD and CLASS AA RECORD and ILLINOIS BEST EVER -- 49-7 1/2 by Ed Tate, Chicago Hts. (Bloom), 1976 (Finals). Old IHSA, Class A and Illinois Best mark, 49-4 1/4 by Alvin Perryman, Danville (H.S.), 1976.

MILE RUN

CLASS A RECORD -- 4:18.65 by Reo Rorem, Gilman, 1976 (Finals). Old mark, 4:22.53 by Mark Johnson, Mahomet-Seymour, 1975.

CLASS AA RECORD -- 4:07.80 by Ron Wartgow, Belvidere, 1976 (Finals). Old mark, :4:11.07 by Kip Smith, Oak Park-River Forest, 1975.

HIGH JUMP

(Ties) CLASS A RECORD -- 6-5 by Rick Rames, Vandalia, 1975 (Finals) and by Jay Allen, Normal (Univ.), 1976 (Finals).

220-YARD DASH

(Ties) CLASS A RECORD -- :21.81 by Steve Safranski, Granville (Putnam County), 1975 (Finals) and 1976 (Finals).

CLASS AA RECORD -- :21.62 by Lamar Pickett, East St. Louis (Sr.), 1976 (Finals). Old mark, :21.87 by Don Milkent, Palos Hills (Stagg), 1975

TRIPLE JUMP

CLASS A RECORD -- 46-6 1/2 by Randy Polk, St. Anne, 1976 (Finals). Old mark, 46-0 1/4 by Mark Claypool, Maple Park (Kaneland), 1975 (Finals).

3

R3

MILE RELAY

CLASS A RECORD -- 3:23.56 by Momence (Mike Vickery, Reid Laneville, Hughley Blanton, Perry Holliday), 1976 (Finals). Old mark, 3:24.63 by Maple Park (Kaneland), 1975.

220-YARD DASH (NOTE NOTE -- This mark was bettered -- See Page 2 of records.

CLASS AA RECORD -- :21.86 by Greg Foster, Maywood (Proviso East), 1976 (Prelims). Old mark, :21.87 by Don Milkent, Palos Hills (Stagg), 1975.

4

1976 IHSA BOYS STATE TRACK MEET
Saturday, May 29, 1976

O'Brien Field, Charleston, Ill.
WEATHER: A lot better than for Friday, but 6 on a 10 scale

CLASS AA FINAL RESULTS

AA1

LONG JUMP -- 1. Tim Pinnick, Lockport (Central) 23-9; 2. Ed Tate, Chicago Hts. (Bloom) 23-0; 3. Steve Simington, Chicago (Mendel) 22-4 1/2; 4. Kerry Rice, Springfield (Southeast) 22-3; 5. James McDaniel, Jacksonville (H.S.) 21-11; 6. Alvin Perryman, Danville (H.S.) 21-10 1/2; 7. Art Baker, Joliet (East) 21-6; 8. Jim Prine, Northfield (New Trier West) 21-3.

SHOT PUT -- 1. John Powers, Oak Park (Fenwick) 62'8"; 2. Eric Kirchner, Chillicothe (IVC) 58'7 1/2"; 3. McKinley Nash, Evanston 58'0"; 4. Don Piha, Berwyn (Morton West) 57' 8 3/4"; 5. Gregg Gilbaugh, Rockford (East) 57' 1 1/2"; 6. Barry Crayton, East St. Louis (Sr.) 56' 7 1/2"; 7. Ron Genot, Woodstock (H.S.) 55' 10 3/4"; 8. Dave Eichelberger, Champaign (Central) 55' 9 3/4".

HIGH JUMP -- 1. Bob Carvenka, Downers Grove (North) 6'8"; 2. Ben Wozniak, Lombard (Glenbard East) 6'8"; 3. Gall Olson, Sycamore 6'8"; 4. Ron Winkel, Bradley (B.-Bourbonnais) 6'6"; 5. Steve Hunter, East Moline (United) 6'6".

TWO MILE RELAY -- 1. Harvey (Thornton) 7:37.97; 2. LaGrange (Lyons) 7:38.27; 3. Rockford (East) 7:38.97; 4. Chicago Hts. (Bloom) 7:39.52; 5. Evanston 7:40.53; 6. South Holland (Thornwood) 7:41.70; 7. Champaign (Central) 7:43.58; 8. Winnetka (New Trier East) 7:44.83; 9. Glen Ellyn (Glenbard West) 7:56.80; 10. Elmhurst (York) 8:07.56; 11. Princeton 8:31.70; East St. Louis (Sr.) Disqualified.
Harvey (Thornton) relay team members: Mike Clark, Steve Ibarra, Bill Moran, and Donald White. First time contested Class AA record set at 7:37.97 Harvey (Thornton).

440 YD. RELAY -- 1. East St. Louis (Sr.) :42.22; 2. Chicago Hts. (Bloom) :42.30; 3. Rantoul :42.70; 4. Oak Lawn (Richards) :43.00; 5. Joliet (East) :43.29; 6. New Lenox (Providence) :43.30; Chicago (Mendel) NT.
East St. Louis (Sr.) relay team members: Steve Franklin, Lloyd Pelly, Lamar Pickett, Richard Townsend.

5

1976 IHSA BOYS STATE TRACK

Saturday, May 29, 1976

O'Brien Field, Charleston, Illinois

CLASS AA FINAL RESULTS

AA2

TWO MILE RUN -- 1. Tom Graves, Orland Park (Sandburg) 9:00.52; 2. Don Gilchrist, Rockford (East) 9:06.18; 3. Dave Bensema, Oak Lawn (Richards) 9:06.99; 4. Mark Tomasik, Park Ridge (Maine East) 9:09.30; Jim Flannery, Chicago (Gordon Tech) 9:10.49. Other times: Reyes Fernando, Chicago (Harrison) 9:14.84; Dan Skarda, Mundelein (H.S.) 9:28.42; Dave Irion, Normal (Community) 9:43.66; Larry Schulte, Rock Falls 9:36.41; Jay Avery, Wheaton (North) 9:27.44; Randy Adler, Alton (Sr.) 9:22.97; Mike Baker, Granite City (North) 9:33.81; Robert Savage, Northfield (New Trier West) 9:29.44; Chuck Elliott, Palatine (H.S.) 9:39.75; Mark McIntosh, Peoria (Woodruff) 9:35.97; Roy Bricker, Chicago (St. Rita) 9:32.90; Bill Horn, Mattoon 9:39.41; Doug Dickema, Wheaton (North) 9:13.09; Dave Erdal, Waukegan (East) 9:22.74; Jim McHugh, Hillside (Proviso West) 9:22.98; Jeff Augustus, Flossmoor (Homewood-F.); Dave Finnestad, Oswego 9:24.40; Steve Halsey, Downers Grove (North) 9:23.12; Marc Novak, Deerfield 9:21.33.

DISCUS -- 1. Bruce Rolfe, Wheaton (North) 177'7"; 2. Pat McCulla, Quincy (Sr.) 174'8"; 3. Bob Eichen, Alton (Sr.) 171'9"; 4. James Chastain, Rockford (Harlem) 170'5"; 5. Mike Jawork, Zion (Z.-Benton), 167'8".

SHOT PUT -- 1. John Powers, Oak Park (Fenwick) 62'8"; 2. Eric Kirchner, Chillicothe (IVC) 58' 7 1/2"; 3. McKinley Nash, Evanston 58'0"; 4. Don Piha, Berwyn (Morton West) 57' 8 3/4"; 5. Gregg Gilbaugh, Rockford (East) 57- 1 1/2"; 6. Barry Crayton, East St. Louis (Sr.) 56' 7 1/2"; 7. Ron Genot, Woodstock (H.S.) 55' 10 3/4"; 8. Dave Eichelberger, Champaign (Central) 55' 9 3/4".

*RECORD -- John Powers ties the record he set in the Preliminaries of 62-8. He is from Oak Park (Fenwick).

120 HIGH HURDLES -- 1. Greg Foster, Maywood (Proviso East) :13.83; 2. Edward Thomas, Chicago (King) :14.39; 3. Nate Lundy, North Chicago :14.43; 4. Mike Johnson, Moline :14.55; 5. Keith Lowell, Rantoul :14.57; 6. Bobby Timms, Springfield (South-east) :14.59; 7. Jim Vartanian, Arlington Hts. (Forest View) :14.83; 8. Bruce Bartels, Rockford (Harlem) :14.84. WIND AIDED.

100 YARD DASH -- 1. Tim Graf, Joliet (East) :9.84; 2. Lamar Pickett, East St. Louis (Sr.) :9.90; 3. Mike Dominick, Chicago (DuSable) :9.95; 4. Angelo Mooring, Chicago (Vocational) :9.96; 5. Richard Townsend, East St. Louis (Sr.) :10.15; 6. Tony Krainik, Des Plaines (Maine West) :10.17; 7. Rich Folke, LaGrange (Lyons) :10.19; 8. Jim Rosone, Addison (A. Trail) :10.22.

880 YARD RUN -- 1. Steve Schellenberger, Arlington Hts. (Forest View) 1:49.92; 2. Chris Harcus, Des Plaines (Maine West) 1:51.27; 3. Ken Staggs, Homewood-Flossmoor 1:51.86; 4. Dave Ayoub, Peoria (H.S.) 1:52.60; 5. Marvin Townsend, East St. Louis (Sr.) 1:53.20; 6. Mike Horman, Chicago (Lane Tech) 1:53.50; 7. Kenneth McCloud, Chicago (Englewood) 1:53.61; 8. Pat Hodge, Princeton 1:53.90; 9. Dennis Johnson, Chicago (Parker) 1:54.41; 10. Rick Ramirez, Norridge (Ridgewood) 1:54.44; 11. Craig Martin, Villa Park (Willowbrook) 1:56.05; 12. Glenn Urbanjak, Northlake (West Leyden) 1:58.09.

*RECORD -- Steve Schellenberger, Arlington Hts. (Forest View) 1:49.92 betters the old Class AA record of 1:51.9 set by himself in 1975. This also betters the IHSA and Illinois Best Ever records.

6

Saturday, May 29, 1976

1976 IHSA BOYS STATE TRACK MEET

O'Brien Field, Charleston, Ill.

AA3

CLASS AA FINAL RESULTS

TRIPLE JUMP -- 1. Ed Tate, Chicago Hts. (Bloom) 49' 7 1/2"; 2. Alvin Perryman, Danville (H.S.) 48' 6 3/4"; 3. Kerry Rice, Springfield (Southeast) 48' 2 1/2"; 4. Steve Simington, Chicago (Mendel) 47' 8 1/2"; 5. Chester Richard, Alton (Sr.) 47' 6"; Dave Moening, Lake Zurich 46' 3 3/4"; Brian Hewitt, Harvey (Thornton) 46' 8"; Haywood Johnson, Peoria (Manual) 46' 11 1/2".

**RECORD -- Ed Tate, Chicago Hts. (Bloom) 49' 7 1/2" betters the Class AA, Illinois Best Ever and IHSA Record set by Alvin Perryman at 49' 4 1/4" in 1975.

880 YARD RELAY -- 1. East St. Louis (Sr.) 1:28.01; 2. Chicago Hts. (Bloom) 1:28.02; 3. Maywood (Proviso East) 1:28.02; 4. LaGrange (Lyons) 1:28.55; 5. Chicago (Phillips) 1:28.92.

East St. Louis (Sr.) relay team members are: Steve Franklin, Lloyd Pelly, Lamar Pickett, and Richard Townsend.

440 YARD DASH -- 1. Donald White, Harvey (Thornton) :48.40; 2. Steve Jones, Chicago (Harlan) :49.05; 3. Mike Parker, Chicago (Dunbar) :49.20; 4. John Cadagin, Lombard (Glenbard East) :49.34; 5. John Tolgo, Springfield (Lanphier) :49.54.

CORRECTION -- 880 YARD RUN -- Chris Heroix, Des Plaines (Maine North) 1:51.27 was second place.

330 YARD LOW HURDLES -- 1. Edward Thomas, Chicago (King) :36.21; 2. Greg Foster, Maywood (Proviso East) :36.66; 3. Tyrone Smith, Chicago (Englewood) :37.33; 4. Bruce Bartels, Rockford (Harlem) :37.38; 5. Mike Graves, Kankakee (Westview) :37.41.

MILE RUN -- 1. Ron Wartgow, Belvidere 4:07.80; 2. Bob Hicks, Orland Park (Sandburg) 4:09.16; 3. Todd McCallister, Deerfield 4:10.13; 4. John Herbert, Hinsdale (Central) 4:12.36; 5. Chris Kuntz, Villa Park (Willowbrook) 4:12.81; 6. Rick Hodapp, Naperville (Central) 4:14.89; 7. Steve Chaplin, Glenview (Glenbrook South) 4:16.17; 8. Tom Johnson, Palatine (H.S.) 4:16.79; 9. Rick Way, Oak Park-River Forest 4:20.51; 10. Tom Wuchte, DeKalb 4:26.35; 11. Don Imhof, Lisle (Benet) 4:27.27.

**RECORD -- Ron Wartgow, Belvidere 4:07.80 betters the Class AA Record previously set by Rip Smith, Oak Park-River Forest, 1975, 4:11.07.

7

AAA

1976 IHSA BOYS STATE TRACK MEET

Saturday, May 29, 1976

O'Brien Field, Charleston, Ill.

CLASS AA FINAL RESULTS

220 YARD DASH -- 1. Lamar Pickett, East St. Louis (Sr.) :21.62; 2. Tony Krainik, Des Plaines (Maine West) :21.75; 3. Gary March, East Moline (United) :21.92; 4. Tim Graf, Joliet (East) :21.92; 5. Greg Foster, Maywood (Proviso East) :22.08; 6. George Carter, Chicago Hts. (Bloom) :22.09; 7. Tim Pinnick, Lockport (Central) :22.10; 8. Wilbur Reneaw, Chicago (Calumet) :22.62.
 *** RECORD -- Lamar Pickett, East St. Louis (Sr.) :21.62 breaks the old Class AA Record set by Don Milkent, Palos Hills (Stagg), 1975, :21.87.

MILE RELAY -- 1. East St. Louis (Sr.) 3:17.35; 2. LaGrange (Lyons) 3:17.65; 3. Chicago (Harlan) 3:17.75; 4. Rockford (East) 3:18.51; 5. Crystal Lake 3:19.47; 6. Chicago (King) 3:22.23; 7. Evanston 3:24.07; 8. Harvey (Thornton) 3:24.60.
 East St. Louis (Sr.) mile relay team members are: Alvin Barrett, Darnell Belt, Lloyd Pally, Richard Townsend.

POLE VAULT -- 1. Mike McCrindle, Chicago Hts. (Bloom) 15'; 2. Don McCulley, Champaign (Central) 14'3"; 3. Dave Paape, Hoffman Estates (H.S.) 14'3"; 4. Bob Burt, Bloomington (H.S.) 14'; 5. Mike DeMattel, Marion 14'; Brian Bixler, Oak Park-River Forest 13'6", 6th place.

8

QUALIFIERS BY SCHOOLS CLASS AA

School	Ind.	Relays	Total	School	Ind.	Relays	Tot.
East St. Louis (Sr.)	6	4	10	Elmhurst (York)	0	1	1
Chicago Hts. (Bloom)	6	3	9	Winnetka (New Trier East)	0	1	1
Maywood (Proviso East)	4	1	5	New Lenox (Providence)	0	1	1
Evanston	2	2	4	Moline	1	0	1
LaGrange (Lyons)	1	3	4	North Chicago	1	0	1
Harvey (Thornton)	2	2	4	Alton (Sr.)	2	0	2
Rockford (East)	2	2	4	Jakcosville (H.S.)	1	0	1
Joliet (East)	3	1	4	Northfield (New Trier West)	1	0	1
Rockford (harlem)	3	1	4	Chicago (Vocational)	1	0	1
Springfield (Southeast)	4	0	4	Addison Trail	1	0	1
Princeton	2	1	3*	Chicago (DuSable)	1	0	1
Des Plaines (Maine West)	2	1	3	Wheaton (North)	1	0	1
Rantoul	1	2	3	Quincy (Sr.)	1	0	1
Chicago (Mendel)	2	1	3	Zion-Benton	1	0	1
Norridge (Ridgewood)	3	0	3	Libertyville	1	0	1
East Moline	3	0	3	Hillside (Proviso West)	1	0	1
Lombard (Glenbard East)	3	0	3	Downers (Grove North)	1	0	1
Champaign (Central)	3	0	3	Bradley-Bourbonnais	1	0	1
South Hoiland (Thornwood)	1	1	2*	Mendota	1	0	1
Glen Ellyn (Glenbard West)	0	2	2	Collinsville	1	0	1
Oak Lawn (Richards)	0	2	2	Sycamore	1	0	1
Arlington Hts. (Forest View)	2	0	2	Oswego	1	0	1
Lockport (Central)	2	0	2	Homewood-Flossmoor	1	0	1
Danville (H.S.)	2	0	2	Peoria (Centra)	1	0	1
Belvidere	2	0	2	Des Plaines (Maine North)	1	0	1
Chicago (Englewood)	2	0	2	Chicago (Parker)	1	0	1
Chicago (Lane)	2	0	2	Northlake (West Leyden)	1	0	1
Villa Park (Willowbrook)	2	0	2	Chicago (Phillips)	0	1	1
Chicago (Harlan)	1	1	2	Springfield (Lanphier)	1	0	1
Oak Park (Fenwick)	2	0	2	Wauconda	1	0	1
Chillicothe (IVC)	2	0	2	Geneva	1	0	1
Berwyn (Morton West)	2	0	2	Burbank (Reavis)	1	0	1
Woodstock (H.S.)	2	0	2	Rock Island (H.S.)	0	1	1
Chicago (King)	1	1	2	Chicago (Farragut)	1	0	1
Oak Park-River Forest	2	0	2	Kanakae (Westview)	1	0	1
Morton	2	0	2	Chicago (Marist)	1	0	1
Champaign (Central)	3	1	4	Palatine (Fremd)	1	0	1
Chicago (King)	2	1	3	Hoffman Estates (H.S.)	1	0	1
Alton (Sr.)	3	0	3	Crystal Lake	0	1	1
				Bloomington (H.S.)	1	0	1
				Deerfield	1	0	1
				Orland Park (Sandburg)	1	0	1
				Hinsdale (Centrasl)	1	0	1
				Glenview (Grlnbrook South)	1	0	1
				Lisle (Benet)	1	0	1
				Naperville (Central)	1	0	1
				DeKalb	1	0	1
				Chicago (Calumet)	1	0	1
				Peoria (Manual)	1	0	1
				Lake Zurich	1	0	1

NOTE: A total of 86 schools had qualifiers for Saturday's finals in 17 events where prelims were conducted today.

1976 IHSA BOYS STATE TRACK MEET

AA1

Prelims, Friday, May 28, 1976

O'Brien Field, Charleston

TWO MILE RELAY

CLASS AA

Heat No. 1 -- 1. LaGrange (Lyons) 7:50.70; 2. Elmhurst (York) 7:51.21; 3. Rockford East 7:52.20; 4. East St. Louis (Sr.) 7:53.30; 5. South Holland (Thornwood) 7:54.39; 6. East Moline (United) 8:04.4; 7. Naperville (Central) 8:05.0; 8. Hoffman Estates (H.S.) 8:17.5; 9. Salem 8:23.01; 10. Lombard (Glenbard East) 8:24.70; 11. Chicago (Kenwood) 8:27.51; 12. Burbank (Reavis) 8:45.36.

Heat No. 2 -- 1. Harvey (Thornton) 7:52.08; 2. Champaign (Central) 7:54.14; 3. Chicago (Marist) 8:05.41; 4. Chicago (Roosevelt) 8:07.00; 5. Rock Island (H.S.) 8:08.51; 6. Rockford (Gullford) 8:14.9; 7. Rantoul 8:17.5; 8. Centralia 8:19.8; 9. Chicago (King) 8:26.29; 10. Waukegan (East) 8:26.9; 11. Arlington Hts. (Forest View) 8:27.06; 12. Peoria (Academy/Spalding) 8:34.2.

Heat No. 3 -- 1. Chicago Hts. (Bloom) 7:48.13; 2. Evanston (H.S.) 7:50.65; 3. Winnetka (New Trier East) 7:52.33; 4. Princeton 7:59.4; 5. Glen Ellyn (Glenbard West) 8:01.52; 6. Normal (Community) 8:06.9; 7. Lake Forest (H.S.) 8:07.9; 8. Chillicothe (IYC) 8:08.0; 9. Aurora (West) 8:09.38; 10. Alton (Sr.) 8:14.6; 11. Chicago (Farragut) 8:48.93.

First Time for Two Mile Relay event so record now stands at 7:48.13 by Chicago Hts. (Bloom). (Terry Bauer, Mark Lenke, Jeff Small, Mark Zych)

Top Twelve Times Qualify for Finals: 1. Chicago Hts. (Bloom) 7:48.13; 2. Evanston (H.S.) 7:50.65; 3. LaGrange (Lyons) 7:50.70; 4. Elmhurst (York) 7:51.21; 5. Harvey (Thornton) 7:52.08; 6. Rockford (East) 7:52.20; 7. Winnetka (New Trier East) 7:52.33; 8. East St. Louis (Sr.) 7:52.30; 9. Champaign (Central) 7:54.14; 10. South Holland (Thornwood) 7:54.39; 11. Princeton 7:59.4; 12. Glen Ellyn (Glenbard West) 8:01.52.

440 YD. RELAY
CLASS AA

Heat No. 1 -- 1. Oak Lawn (Richards) :43.13; 2. Rantoul :43.25; 3. Chicago (Phillips) :43.63; 4. Elgin (Larkin) :43.8; 5. Chicago (King) :43.99; 6. Rockford (Auburn) :44.2; 7. Aurora (East) :45.0;

Heat No. 2 -- 1. East St. Louis (Sr.) :43.02; Peoria (Manual) :43.70; 3. Wheaton (North) :44.06; 4. Urbana (H.S.) :44.2; 5. North Chicago :44.31; 6. Palatine (H.S.) :44.4.

Heat No. 3 -- 1. Danville (H.S.) :43.55; 2. East St. Louis (Lincoln) :43.57; 3. Rockford (Harlem) :44.02; 4. Lombard (Glenbard East) :44.10; 5. Chicago (St. Ignatius) :44.75; 6. Chicago (Englewood) :44.9.

Heat No. 4 -- 1. Rock Island (H.S.) :43.56; 2. Glen Ellyn (Glenbard West) :43.66; 3. Chicago (Westinghouse) :43.79; 4. Lockport (Central) :44.0; 5. Zion (Z.-Benton) :44.1; 6. Metamora :45.0; 7. Arlington Hts. (Forest View) :46.20.

10

1976 IHSA BOYS STATE TRACK MEET

Prelims, Friday, May 28, 1976

O'Brien Field, Charleston

AA2

440 YD. RELAY CONTINUED
CLASS AA

Heat No. 5 -- 1. New Lenox (Providence) :43.45; 2. Crystal Lake :44.00; 3. Waukegan (East) :44.01; 4. Hinsdale (Central) :44.39; 5. Evanston :44.60; 6. Peoria (H.S.) :44.60; Chicago (Vocational) Disqualified.

Heat No. 6 -- 1. Chicago (Mendel) :43.53; 2. Alton (Sr.) :43.97; 3. Olympia Fields (Rich Central) :44.18; 4. Addison (A. Trail) :44.4; 5. Moline :44.81; 6. Charleston :45.6; 7. Herscher :45.8.

Heat No. 7 -- 1. Chicago Hts. (Bloom) :42.97; 2. Des Plaines (Maine West) :43.18; 3. Joliet (East) :43.49; 4. East Moline (United) :44.0; 5. Palatine (Fremd) :44.53; 6. Mt. Vernon :44.9; Edwardsville Scratched.

Top Eight Times Qualify for Finals: 1. Chicago Hts. (Bloom) :42.97; 2. East St. Louis (Sr.) :43.02; 3. Oak Lawn (Richards) :43.13; 4. Des Plaines (Maine West) :43.18; 5. Rantoul :43.25; 6. New Lenox (Providence) :43.45; 7. Chicago (Mendel) :43.53; 8. Danville (H.S.) :43.55.

Chicago Hts. (Bloom) relay team members:

120 YARD HIGH HURDLES
CLASS AA

Heat No. 1 -- 1. Greg Foster, Maywood (Proviso East) :13.64; 2. Brian Rice, Wheaton (North) :14.95; 3. Jim Vartanian, Arlington Hts. (Forest View) :14.98; 4. Bobby Jackson, Harvey (Thornton) :15.20; 5. Steve Keller, Prairie View (Stevenson) :15.21; 6. McKay Smith, Springfield (Southeast) :15.60; 7. Tom Fahey, Chicago (Marist) :16.0.

Heat No. 2 -- 1. Edward Thomas, Chicago (King) :13.89; 2. Bruce Bartels, Rockford (Harlem) :14.50; 3. Erich Lawler, LaGrange (Lyons) :14.79; 4. Kenneth Wilson, East St. Louis (Lincoln) :15.23; 5. Sal Parenti, Skokie (Niles East) :15.29; 6. Randy Allen, Galesburg :15.80; 7. Jack Batts, Benton :16.30. Wind Aided

Heat No. 3 -- 1. Gary Gentry, Danville (H.S.) :14.68; 2. Bill Schultz, Wilmette (Loyola) :15.06; 3. Paul DePauw, Geneseo (Darnall) :15.10; 4. Dave Kwiatkowski, Granite City (North) :15.26; 5. Brad Ochiltree, Bloomington (H.S.) :15.30; 6. Mike Cunningham Chicago (Marist) :15.40; 7. Deston Martin, Joliet (Central) :16.20.

Heat No. 4 -- 1. Ray Matthews, East St. Louis (Lincoln) :14.86; 2. John Jones, South Holland (Thornwood) :15.31; 3. Walter Johnson, Oak Lawn (Richards) :15.32; 4. John Janisch, Glen Ellyn (Glenbard West) :15.41; 5. Tyrone Smith, Chicago (Englewood) :15.50; 6. Bob Slusser, Peoria (Bergan) :16.40; Greg Dentino, Peoria (Manual) did not finish.

Heat No. 5 -- 1. Keith Lowell, Rantoul :14.34; 2. Mike Johnson, Moline :14.47; 3. Dennis Carabine, Chicago Hts. (Bloom) :14.48; 4. Ralph Boyd, East St. Louis (Sr.) :14.80; 5. Jim Borneman, Palatine (Fremd) :14.90; 6. Al Langan, Rockford (Jefferson) :15.60; 7. John Moeller, Elgin (H.S.) :15.40.

CORRECTION -- QUALIFYING TIME FOR TWO MILE RELAY (CLASS AA) for East St. Louis (Sr.) should be: 8. East St. Louis (Sr.) 7:53.30.

11

1976 IHSA STATE BOYS TRACK MEET

Prelims, Friday, May 28, 1976

O'Brien Field, Charleston

120 YD. HIGH HURDLES CONTINUED
CLASS AA

AA3

Heat No. 6 -- 1. Anthony Warren, Maywood (Proviso East) :14.94; 2. Nate Lundy, North Chicago :14.72; 3. David Phillips, Aurora (West) :14.79; 4. Vince Friedrich, Metamora :15.30; 5. Ted Carlson, Wheaton (Central) :14.30; 6. Larry Banaszak, Cicero (Morton East) :16.0;

Heat No. 7 -- 1. Bobby Timms, Springfield (Southeast) :14.45; 2. Glenn Crabtree, Evanston (H.S.) :14.98; 3. Pat O'Brien, Elk Grove Village (E.G.) :15.00; 4. Dean Sanders, Mt. Zion :15.51; 5. Buck Durham, Benton :15.70; 6. Jesse Lockridge, Chicago (Harlan) :16.80. Wind 2.5

Heat No. 8 -- 1. Tom Garafalo, Elmhurst (York) :14.67; 2. Ed Spencer, Zion (Z.-Benton) :15.00; 3. Claude Humbles, Chicago (Phillips) :15.01; 4. Mike Schaefer, Pontiac :15.30; 5. Jerome Brown, Chicago (King) :15.40; 6. George Rogers, Lombard (Glenbard East) :15.90.

Top four in each heat qualify for the Semifinals.

100 YARD DASH
CLASS AA

Heat No. 1 -- 1. Mike Dominick, Chicago (DuSable) :9.90; 2. Richard Townsend, East St. Louis (Sr.) :10.2; 3. John Glover, Danville (H.S.) :10.15; 4. Ron Foy, South Holland (Thornwood) :10.33; 5. Bill McCallister, Zion (Z.-Benton) NT.

Heat No. 2 -- 1. Jim Rosone, Addison (A. Trail) :10.00; 2. Mike Moutray, Charleston :10.05; 3. Jeff Rose, Chicago Hts. (Bloom) :10.10; 4. Stan Hawkins, Lincoln :10.32; 5. Darold Thomas, Oak Lawn (Richards) :10.40; 6. Carlos Sales, Chicago (Mendel Catholic) :10.48; 7. Ken Thompson, Batavia :10.5; 8. Bill Di Puma, Hoffman Estates (H.S.) :10.50.

Heat No. 3 -- 1. Lamar Pickett, East St. Louis (Sr.) :9.87; 2. Darrell Faulkner, Peoria (Manual) :10.21; 3. Mike Russell, Urbana (H.S.) :10.30; 4. John Lengel, Dolton (Thornridge) :10.39; 5. John Odom, Glen Ellyn (Glenbard West) :10.40; 6. Danny Carter, Chicago (Phillips) :10.44; 7. Chris Frzier, Chicago (Hales Franciscan) :10.70; Rommel Foy, Moline, NT.

Heat No. 4 -- 1. Kevin Johnson, New Lenox (Providence) :9.89; 2. Tony Krainik, Des Plaines (Maine West) :10.00; 3. Felix Harris, Chicago (Westinghouse) :10.00; 4. Charles Ingers, North Chicago :10.15; 5. Dave Boursaw, Rolling Meadows (H.S.) :10.15; 6. Chris Jordan, Rockford (Auburn) :10.34; 7. Lou Stepp, Hillside (Proviso West) :10.40; 8. John Maxwell, Carol Stream (Glenbard No.), NT.

Heat No. 5 -- 1. Robert James, Chicago (Mendel Catholic) :9.86; 2. Angelo Moor-ing, Chicago (Vocational) :9.90; 3. Scott S. Unger, Des Plaines (Maine West) :10.00; 4. Dana Noel, Wheaton (Central) :10.08; 5. Eric Forby, Benton :10.30; 6. Walter Tate, North Chicago :10.37; 7. Jeff Thomka, Bensenville (Fenton) :10.50.
WIND 3.9

NOTE: 440 Yd. Relay Team Members of Chicago Hts. (Bloom) are: - George Carter, Jeff Rose, Tony Hurton and James Patton.

12

1976 IHSA BOYS STATE TRACK MEET

Prelims, Friday, May 28, 1976

O'Brien Field, Charleston

AAA

100 YARD DASH CONTINUED
CLASS AA

Heat No. 6 -- 1. Tim Graf, Joliet (East) :9.89; 2. Rich Folke, LaGrange (Lyons) :9.90; 3. John Portwood, Oak Lawn (Richards) :10.15; 4. Glenn Campbell, Chicago (Westinghouse) :10.21; 5. Mike Capp, Zion (Z.-Benton) :10.30; 6. Steve Anderson, Rockford (Boylard) :10.45; Dino Evans, Rantoul, NT.

Qualify four each heat for Semifinals.

120 HIGH HURDLES
(Semifinals)
Class AA

Heat No. 1 -- 1. Greg Foster, Maywood (Proviso East) :13.24*; 2. Mike Johnson, Moline :14.25; 3. Dennis Carabine, Chicago Hts. (Bloom) :14.60; 4. Ray Matthews, East St. Louis (Lincoln) :14.61; 5. John Jones, South Holland (Thornwood) NT; 6. Walter Johnson, Oak Lawn (Richards) :15.38; 7. Dean Sanders, Mt. Zion :15.8

RECORD* -- Greg Foster, Maywood (Proviso East), :13.24 betters old Class AA record set by himself in 1975.

Heat No. 2 -- 1. Edward Thomas, Chicago (King) :13.84; 2. Bruce Bartels, Rockford (Harlem) :14.25; 3. Gary Gentry, Danville (H.S.) :15.00; 4. Bill Schultz, Wilmette (Loyola) :15.14; 5. Bobby Jackson, Harvey (Thornton) :15.25; 6. David Phillips, Aurora (West) :15.23; 7. Paul DePauw, Geneseo (Darnall) :15.25; 8. John Janisch, Glen Ellyn (Glenbard West) :15.25.

Heat No. 3 -- 1. Keith Lowell, Rantoul :14.25; 2. Nate Lundy, North Chicago :14.38; 3. Claude Humbles, Chicago (Phillips) :14.61; 4. Tom Garafalo, Elmhurst (York) :14.65; 5. Erich Lawler, LaGrange (Lyons) :14.70; 6. Ed Spencer, Zion (Z.-Benton) :15.20; 7. Vince Friedrich, Metamora :15.20; Kenneth Wilson, East St. Louis (Lincoln) NT.

Heat No. 4 -- 1. Bobby Timms, Springfield (Southeast) :14.35; 2. Jim Vartanian, Arlington Hts. (Forest View) :14.73; 3. Pat O'Brien, Elk Grove Village (E.G.) :14.9; 4. Glenn Crabtree, Evanston (H.S.) :15.10; 5. Brian Rice, Wheaton (North) :14.9; 6. Dave Kiwiatowski, Granite City (North) :15.44; 7. Mike Schaefer, Pontiac :15.45; 8. Anthony Warren, Maywood (Proviso East) NT.

Qualify two from each heat to the Finals.

AA5

1976 IHSA BOYS STATE TRACK MEET

Friday, May 28, 1976

O'Brien Field, Charleston

CLASS AA
LONG JUMP

Qualify top 8 to finals

Flight No. 1 -- 1. Art Baker, Joliet (East), 21-6; 2. James Watkins, Rockford (Harlem), 20-4; 3. Seth Renken, Edwardsville, 20-2; 4. Lawson England, Palatine (Fremd), 20-0; 5. Carl Finley, Galesburg, 19-8; 6. Jim Andrew, Carbondale, 18-8; 7. James Gage, Chicago (King), 18-4; 8. Wally Ayres, Burbank (Reavis), 17-11; 9. Alvin Thomas, Chicago (South Shore), 17-10; 10. Dave Stockwell, Sterling (H.S.), 16-10; Gulios Thornton, Chicago (Manley), Jim Winiecki, Des Plaines, (Maine West), Scott Harloff, Elmhurst (York), and Howard Useman, McHenry, all scratched.

Flight No. 2 -- 1. James McDaniel, Jacksonville (H.S.), 21-11; 2. Glenn Davidson, Kankakee (Westview), 21-0; 3. Jeff Hauser, Bethalto (Civic Memorial), 21-0; 4. Phil Pupillo, Franklin Park (E. Leyden), 21-0; 5. Hoyt Sexton, Chicago (Kenwood), 20-10; 6. Nate Lundy, North Chicago, 20-6; 7. Chuck Harrison, Belleville (East), 20-5; 8. Jeff Adams, Bombard (Glenbard East), 20-4; 9. Brad Millar, Mt. Prospect (Prospect), 19-11; 10. Bob Hammond, Hinsdale (Central), 19-10; 11. Jim McGinn, Glen Ellyn (Glenbard South), 19-10; 12. Donnell People, Olympia Fields (Rich Central), 19-5. Mike DeMattei, Marion (Did Not Appear).

Flight No. 3 -- 1. Tim Pinnick, Lockport (Central), 23-9; 2. Ed Tate, Chicago Heights (Bloom), 23-0; 3. Steve Simington, Chicago (Mendel Catholic), 22-4; 4. Kerry Rice, Springfield (Southeast), 22-3; 5. Alvin Perryman, Danville (H.S.), 21-10; 6. Jim Prine, Northfield (New Trier West), 21-3; 7. Jil Solus, Chicago (Brother Rice), 21-0; 8. Dave Moening, Lake Zurich, 20-11; 9. Alan Terrell, Alton (Sr.), 20-6; 10. Jim Roseen, Darien (Hinsdale South), 20-6; 11. Steve Roth, Highland Park, 19-9; 12. Chris Claussen, Hinsdale (Central), 19-4; Chester Richard, Alton (Sr.), scratched; Ron Foy, South Holland (Thornwood), did not appear.

QUALIFY FOR FINALS: Tim Pinnick, Lockport (Central), 23-9; Ed. Tate, Chicago Height (Bloom), 23-0; Steve Simington, Chicago (Mandel Catholic), 22-4; Kerry Rice Springfield (Southeast), 22-3; James McDaniel, Jacksonville (H.S.), 21-11; Alvin Perryman, Danville (H.S.), 21-10; Art Baker, Joliet (East), 21-6; and Jim Prine, Northfield (New Trier West), 21-3.



1976 IHSA BOYS STATE TRACK MEET

Prelims, Friday, May 28, 1976

O'Brien Field, Charleston

100 YARD DASH
SEMIFINALS
CLASS AA

AA 6

Heat No. 1 -- 1. Angelo Mooring, Chicago (Vocational) :9.90; 2. Tony Krainik, Des Plaines (Maine West) :9.97; 3. Robert James, Chicago (Mendel Catholic) :10.11; 4. John Portwood, Oak Lawn (Richards) :10.40; 5. John Glover, Danville :10.20; 6. John Lengel, Dolton (Thornridge) :10.54.

Heat No. 2 -- 1. Lamar Pickett, East St. Louis (Sr.) :9.66; 2. Rich Folke, LaGrange (Lyons) :9.90; 3. Mike Moutray, Charleston :10.01; 4. Mike Russell, Urbana (H.S.) :10.1; 5. Ron Foy, South Holland (Thornwood) :10.12; 6. Jeff Rose, Chicago Hts. (Bloom) :10.4.

Heat No. 3 -- 1. Richard Townsend, East St. Louis (Sr.) :9.88; 2. Jim Rosone, Addison (A. Trail) :9.95; 3. Kevin Johnson, New Lenox (Providence) :9.98; 4. Felix Harris, Chicago (Westinghouse) :10.00; 5. Dana Noel, Wheaton (Central) :10.0; 6. Stan Hawkins, Lincoln :10.31. Wind Aided.

Heat No. 4 -- 1. Mike Dominick, Chicago (DuSable) :9.69; 2. Tim Graf, Joliet (East) :9.78; 3. Charles Fingera, North Chicago :10.09; 4. Scott Unger, Des Plaines (Maine West) :10.10; 5. Darrell Faulkner, Peoria (Manual) :10.20; Glenn Campbell, Chicago (Westinghouse) NT.

Qualify two each heat to finals: Angelo Mooring, Chicago (Vocational) :9.90; Tony Krainik, Des Plaines (Maine West) :9.97; Lamar Pickett, East St. Louis (Sr.) :9.66; Rich Folke, LaGrange (Lyons) :9.90; Richard Townsend, East St. Louis (Sr.) :9.88; Jim Rosone, Addison (A. Trail) :9.95; Mike Dominick, Chicago (DuSable) :9.69; Tim Graf, Joliet (East) :9.78.

880 YARD RUN
CLASS AA

Heat No. 1 -- 1. Ken Staggs, Flossmoor (Homewood-F.) 1:53.78; 2. Dave Ayoub, Peoria (H.S.) 1:54.16; 3. Kenneth McCloud, Chicago (Engelwood) 1:54.9; 4. Mike Horman, Chicago (Lane) 1:56.5; 5. Craig Martin, Villa Park (Willowbrook) 1:56.8; 6. Jim Driscoll, Elmhurst (York) 1:58.8; 7. Scott Kuhns, Mascoutah 2:01.3; 8. Joe Mailon, Evergreen Park 2:02.2; 9. Dave Strom, Moline 2:02.22; 10. Bob Warner, Naperville (Central) 2:08.5; Mark Trojnar, Rockford (East) NT; Guy Wolf, Champaign (Central) NT.

Heat No. 2 -- 1. Steve Schellenberger, Arlington Hts. (Forest View) 1:55.36; 2. Pat Hodge, Princeton 1:55.6; 3. Chris Heroux, Des Plaines (Maine North) 1:56.35; 4. Glenn Urbanak, Northlake (West Leyden) 1:57.51; 5. Kenny Cook, Stanford (Olympia) 1:58.19; 6. Sam Pleasant, East St. Louis (Sr.) 1:58.62; 7. James Hardy, Chicago (Calumet) 1:59.4; 8. John Movers, Gurnee (Warren) 1:59.6; 9. Steve Kastner, Arlington Hts. (St. Viator) 2:03.0; 10. Dan Harris, Glen Ellyn (Glenbard West) 2:03.1; 11. Steve Marfia, Edwardsville 2:03.9; 12. Tim Hansen, Oak Lawn (Community) 2:05.2.

Heat No. 3 -- 1. Rick Ramriez, Norridge (Ridgewood) 1:55.05; 2. Marvin Townsend, East St. Louis (Sr.) 1:55.2; 3. Dennis Johnson, Chicago (Parker) 1:57.31; 4. Lloyd Kullsek, Woodstock (Community) 1:58.9; 5. Larry Thompson, Joliet (East) 1:59.47; 6. Jim McCuan, Harrisburg 2:00.6; 7. Mike Fritz, Glen Ellyn (Glenbard West) 2:01.0; 8. Frank Holmes, Granite City (So.) 2:01.7; 9. Tim Green, Libertyville 2:03.5; 10. Keith Boyd, Springfield (Lanphier) 2:03.5; 11. Mike Garcia, Elmhurst (York) 2:10.3; Mark Lenke, Chicago Hts. (Bloom) Scratch.

15

1976 IHSA BOYS STATE TRACK MEET

Friday, May 28, 1976

O'Brien Field, Charleston

AA7

CLASS AA
DISCUS THROW

Qualify top eight to finals

Flight No. 1.-- 1. Joe Duffy, Pontiac, 151-2; 2. Mike Sherrod, Oak Lawn (Richards), 146-3; 3. Eric Kirchner, Chillicothe (IVC), 144-7; 4. Bob Orsi, Bensenville (Fenton), 143-3; 5. Bob Bleyer, Carbondale, 138-8; 6. Al DaValle, Palatine (Fremd), 135-5; 7. George Lyon, Murphysboro, 127-5; 8. Edward Sajna, Chicago (Engelwood), 123-2; 9. Brian Cooper, Chicago (Kenwood), 122-6; 10. Kenry Pulido, Chicago (Lakewiew), 118-7; and 11. Dan Miller, Chicago (Roosevelt), 116-5. (South Field)

Flight No. 1 (North Field)-- 1. Mike Mastek, Hillside (Proviso West), 157-9; 2. Dave Eichelberger, Champaign (Central), 155-3; 3. Matt Hofer, Chicago Heights (Bloom), 153-4; 4. Don Lewis, Ottawa, 152-3; 5. Willie Coleman, Kankakee (Westview), 151-7; 6. Jeff Leoni, Chicago Heights (Marion Catholic), 147-5; 7. Ron Koch, Belleville (East), 144-8; 8. Eric Nelson, Orland Park (Sandburg), 143-1; 9. Craig Franklin, Park Ridge (Maine East), 141-2; 10. Ron Tohn, Morton, 140-1; 11. Dave Lingner, Rock Island (Alleman), 139-9; and 12. Bret Bricker, Naperville (Central).

Flight No. 2 (South Field)-- 1. Bob Eichen, Alton (Sr.), 157-7; 2. Randy Melvin, Aurora (West), 156-5; 3. Bill Polewski, Dolton (Thornridge), 152-1; 4. Paul Sheley, Sterling (H.S.), 151-11; 5. Jim Woodward, Collinsville, 150-6; 6. Kyle Jenner, Belleville (East), 148-2; 7. Ken Evans, Moline, 146-5; 8. George Pappes, Rock Island (H.S.), 146-2; 9. Doug Hartman, Granite City (South), 144-2; 10. Doug Walker, Northbrook (Glenbrook North), 144-1; 11. Doug Krahenbuel, DeKalb, 143-9; 12. Ernie Trambley, Oak Lawn (Community), 135-0.

Flight No. 2 (North Field),--1. Bruce Rolfe, Wheaton (North), 177-7; 2. Pat McCulla, Quincy (Sr.), 170-3; 3. Mike Jawork, Zion (Z.-Benton), 167-8; 4. James Chastain, Rockford (Harlem), 165-6; 5. Jim Lenzini, Libertyville, 162-4; 6. Kurt Pearson, Belvidere, 159-6; 7. Randy Guitsch, Arlington Hts. (Forest View), 152-0; 8. Brett Decker, MCHenry, 151-4; 9. Brad Crawford, Schaumburg, 150-8; 10. Dave Bliefus, Chicago (Luther North), 149-9; 11. Robin Armbrust, Peoria (Richwoods), 140-5; 12. Rich Schwartz, Downers Grove (North), 139-5. (Class AA Record: old record, 167-10 by Bruce Rolfe, Wheaton (North), 1975.

Qualify for finals: Bruce Rolfe, Wheaton (North), 177-7; Pat McCulla, Quincy (Sr.), 170-3; Mike Jawork, Zion (Z.-Benton), 167-8; James Chastain, Rockford (Harlem), 165-6; Jim Lenzini, Libertyville, 162-4; Kurt Pearson, Belvidere, 159-6; Mike Mastek, Hillside (Proviso West), 157-9; Bob Eichen, Alton (Sr.), 157-7.

16

AA8

1976 IHSA BOYS STATE TRACK MEET

Friday, May 28, 1976

O'Brien Field, Charleston

CLASS AA
HIGH JUMP

Top eight qualify for finals

Flight No. 1 -- Larry Ide, Mendota, 6-6; Greg Campbell, Collinsville, 6-6; Gail Olsen, Sycamore, 6-6; Jay Miller, Oswego, 6-6; Steve Hunter, East Moline (United), 6-6; Ben Wozniak, Lombard (Glenbard East), 6-6; Tim Hoon, Glen Ellyn (Glenbard South), 6-4; Tim Mulcahey, Champaign (Central), 6-4; Mike Huseh, Hinsdale (Central), 6-4; Steve Hadfield, Pekin, 6-4; Dennis Sims, Joliet (East), 6-4; Trey Simpson, Glen Ellyn (Glenbard West), 6-2; Marty Gardner, Marion, 6-2; Eric Kirchner, Chillicothe (IVC), 6-2; Don Vahldick, Riverside-Brookfield, (Did not clear starting height).

Flight No. 2 -- Ron Winkel, Bradley-Bourbonnais, 6-6; Chuck Phillips, Alton (Sr.), 6-4; Joe Slimack, Belleville (East), 6-4; Pete Hlavin, Lisle (Benet), 6-4; Vincent Davis, Alton (Sr.), 6-4; Tom Garafalo, Elmhurst (York), 6-4; Brian Hinton, Berwyn (Morton West), 6-2; Dan Rose, Plainfield, 6-2; Seth Renken, Edwardsville, 6-2; Len Jarc, Prairie View (Stevenson), 6-2; Doug Shinneman, Glen Ellyn (Glenbard South), 6-2; Henry Archibeque, Rantoul, 6-0; Marc Brumbly, Rock Fall, 6-0; Ed Curtin, Springfield (Griffin), did not clear starting height; Dean Sanders, Mt. Zion and Steve Lanter, Mascoutah did not appear.

Flight No. 3 -- Gary Brown, Chicago Heights (Bloom), 6-6; Terry Lindy, Norridge (Ridgewood), 6-6; Bob Cervenka, Downers Grove (North), 6-6; Jim Hamill, Palatine (Fremd), 6-4; Frank Rossi, Chicago Heights (Bloom), 6-4; Dean Sanders, Mt. Zion, 6-4; Kevin Dvrack, Park Ridge (Maine South), 6-2; Tom Kerwin, Palos Hills, (Stagg), 6-2; Doug Goetz, Metamora, 6-2; Billy Warren, Kankakee (Westview), 6-2; Rick Scott, Jacksonville (H.S.), 6-2; Jim Carstens, Wheaton (North), 6-2; Scott Mielka, Schaumburg, 6-2; Wayne Wadlington, Chicago (Calumet), 6-0; Scott Daniels, Hillside (Proviso East), 6-0; (Ken Reid, Palatine H.S. did not clear starting height).

Flight No. 4 -- Dave Lowdermilk, Princeton, 6-6; Mark Schmidt, Harvey (Thornton), 6-4; Don Blackful, Olympia Fields (Rich Central), 6-2; Ed Millet, Sycamore, 6-2; Phil Cerny, Chicago (Brother Rice), 6-2; Jim Kennedy, Lake Forest, 6-2; Nick Selchow, Woodstock (Comm.), 6-2; Brad Millar, Mt. Prospect (Prospect), 6-0; Jeff Tindall, Benton, 6-0; John Beckett, South Holland (Thornwood), 6-0; Wally Ayres, Burbank (Reavis), 6-0. Ken Howard, Chicago (Harlan), Steve Williams, Chicago (Waller), and Lee Smith, Chicago (Roosevelt) failed to clear starting height. Dave Paape Hoffman Estates (H.S.) did not appear.

QUALIFY FOR FINALS: Dave Lowdermilk, Princeton; Gary Brown, Chicago Heights (Bloom); Terry Lindy, Norridge (Ridgewood); Bob Cervenka, Downers Grove (North), Ron Winkel, Bradley-Bourbonnais; Larry Ide, Mendota; Greg Campbell, Collinsville; Gail Olson, Sycamore; Jay Miller, Oswego; Steve Hunter, East Moline (United); and Ben Wozniak, Lombard (Glenbard East).

1976 IHSA BOYS STATE TRACK MEET

AA9

Prelims, Friday, May 28, 1976

O'Brien Field, Charleston

880 YARD RUN CONTINUED
CLASS AA

Top 12 times qualify for finals: Ken Staggs, Flossmoor (Homewood-F.) 1:53.78; Dave Ayoub, Peoria (H.S.) 1:54.16; Kenneth McCloud, Chicago (Engelwood) 1:54.9; Rick Ramirez, Norridge (Ridgewood) 1:55.05; Marvin Townsend, East St. Louis (Sr.) 1:55.2; Steve Schellenberger, Arlington Hts. (Forest View) 1:55.36; Pat Hodge, Princeton 1:55.6; Chris Heroux, Des Plaines (Maine North) 1:56.35; Mike Horman, Chicago (Lane) 1:56.5; Craig Martin, Villa Park (Willowbrook) 1:56.8; Dennis Johnson, Chicago (Parker) 1:57.31; Glenn Urbaniak, Northlake (West Leyden) 1:57.51.

880 YARD RELAY
CLASS AA

Heat No. 1 -- 1. East St. Louis (Sr.) 1:30.06; 2. Oak Lawn (Richards) 1:30.6; 3. Hillside (Proviso West) 1:32.7; 4. Evanston 1:33.5; 5. New Lenox (Providence) 1:33.6; 6. McHenry 1:34.3; Rolling Meadows Disqualified.

Heat No. 2 -- 1. LaGrange (Lyons) 1:29.82; 2. Rantoul 1:30.9; 3. Peoria (Manual) 1:32.8; 4. Chicago (Westinghouse) 1:32.9; 5. Glen Ellyn (Glenbard South) 1:33.3; 6. Aurora (East) 1:34.3; East St. Louis (Lincoln) Disqualified.

Heat No. 3 -- 1. Glen Ellyn (Glenbard West) 1:30.72; 2. Rock Island (H.S.) 1:31.1; 3. Olympia Fields (Rich Central) 1:31.6; 4. Zion (Z.-Benton) 1:32.2; 5. Alton (Sr.) 1:33.73; 6. Rockford (Gullford) 1:35.3; 7. Mattoon 1:38.2.

Heat No. 4 -- 1. Chicago (Phillips) 1:31.05; 2. Danville (H.S.) 1:32.2; 3. Addison (A. Trail) 1:32.4; 4. Peoria (H.S.) 1:33.7; 5. Park Ridge (Maine East) 1:34.16; 6. Libertyville 1:37.0; 7. Chicago (Mendel) 1:37.6.

Heat No. 5 -- 1. Maywood (Proviso East) 1:29.47; 2. Rockford (Harlem) 1:31.1; 3. Chicago (Englewood) 1:31.7; 4. Elgin (Larkin) 1:32.4; 5. Paris 1:34.65; 6. Palatine (H.S.) 1:35.3; Joliet (East) Disqualified.

Heat No. 6 -- 1. Chicago Hts. (Bloom) 1:29.65; 2. East Moline (United) 1:31.9; 3. Herscher 1:32.7; 4. Chicago (King) 1:33.01; 5. Edwardsville 1:34.6; Chicago (Vocational) Disqualified.

Top eight times qualify for finals: Maywood (Proviso East) 1:29.47; Chicago Hts. (Bloom) 1:29.65; LaGrange (Lyons) 1:29.82; East St. Louis (Sr.) 1:30.06; Oak Lawn (Richards) 1:30.6; Glen Ellyn (Glenbard West) 1:30.72; Rantoul 1:30.9; Chicago (Phillips) 1:31.05.

18

1976 IHSA BOYS STATE TRACK MEET
Prelims, Friday, May 28, 1976

O'Brien Field, Charleston

440 YARD DASH
CLASS AA

AA10

Heat No. 1 -- 1. Donald White, Harvey (Thornton) :49.38; 2. John Tolgo, Springfield (Lanphier) :49.9; 3. Mike Parker, Chicago (Dunbar) :50.1; 4. Jeff Kondrie, Waukegan (West) :50.5; 5. Joe Ward, Granite City (South) :50.5; 6. Tom Tunnickliff, Libertyville :51.3; Rick Sutton, Rolling Meadows (H.S.) NT.

Heat No. 2 -- 1. Darnell Belt, East St. Louis (Sr.) :50.34; 2. Mike Vrbancic, Chicago (Marist) :50.5; 3. Mark Schacht, Hinsdale (Central) :50.6; 4. Joe Jones, North Chicago :50.6; 5. Micky DeGarmo, Aurora (East) :51.56; 6. Otis Henderson, Mattoon :51.7; 7. Gary Clegg, Peoria (Richwoods) :52.7.

Heat No. 3 -- 1. Steve Jones, Chicago (Harlan) :49.43; 2. Rod Blue, Galesburg :50.4; 3. Rob Martin, Oak Forest (H.S.) :50.6; 4. Bill Toland, Urbana (H.S.) :50.7; 5. Steve Hadley, Arlington Hts. (Arlington) :50.7; 6. Ray Day, Herrin :52.0; 7. Robbie Cain, Rockford (Auburn) :52.7.

Heat No. 4 -- 1. Tom Brown, Wauconda :50.05; 2. Bill Gleeson, Burbank (Reavis) :50.06; 3. Darek Peebles, Chicago (Hales Franciscan) :50.4; 4. John Williams, Rock Falls :50.5; 5. Lyle Benedetto, Villa Park (Willowbrook) :50.7; 6. Eric Mickelson, Herscher :51.2; 7. Pat Gollher, Benton :53.5.

Heat No. 5 -- 1. Graig Howard, South Holland (Thornwood) :49.95; 2. John Cadagin, Lombard (Glenbard East) :50.0; 3. Alan Strong, Chillicothe (IVC) :52.6; Jay Jablonski, Chicago Curie, Don Bevins, Oswego, Dale Thomas, Rockford (East), and Tony Krainik, Des Plaines (Maine West) SCRATCH.

Heat No. 6 -- 1. Mark Rasmussen, Geneva :49.95; 2. Wilbert Norey, Chicago (Harlan) :50.5; 3. Bruce Keene, Flossmoor (Homewood-F.); 4. Kurt Moeck, Naperville (Central) :53.9; Scott Unger, Des Plaines (Maine West) and Mike Johnson, Moline SCRATCH.

Top eight times qualify for finals -- Donald White, Harvey (Thornton) :49.38; Steve Jones, Chicago (Harlan) :49.43; John Tolgo, Springfield (Lanphier) :49.9; Graig Howard, South Holland (Thornwood) :49.95; Mark Rasmussen, Geneva :49.95; John Cadagin, Lombard (Glenbard East) :50.0; Tom Brown, Wauconda :50.05; Bill Gleeson, Burbank (Reavis) :50.06.

AA 11

1976 IHSA BOYS STATE TRACK MEET

Friday, May 28, 1976

O'Brien Field, Charleston

CLASS A A
SHOT PUT

Qualify top eight for finals

Flight No. 1 -- Brett Decker, McHenry, 53-3; 2. Mike Dorman, Oswego, 51-10 $\frac{1}{4}$; 3. Ernie Trembley, Oak Lawn (Comm.), 51-1 $\frac{1}{4}$; 4. Wayne Strader, Geneseo (Darnall), 51-0; 5. Henry Andor, Chicago (Lane), 50-4; 6. Tim Mitchell, Chicago (Lane), 49-8 $\frac{1}{4}$; 7. Keith Crawford, Stanford (Olympia), 49-2 $\frac{1}{4}$; 8. Kris Kelley, Mattoon, 49-1; 9. John McIntosh, Chicago (Kenwood), 48-10; 10. Marty Biernat, Chicago (Gordon Tech), 47-3.

Flight No. 2 -- 1. Curtis Cudjo, Harvey (Thornton), 52-11 $\frac{3}{4}$; 2. Scott Anderson, Addison (A.-Train), 52-0 $\frac{3}{4}$; 3. Dave Komiss, Arlington Hts. (Hersey), 52-0 $\frac{1}{4}$; 4. Don Arnold, Lombard (Glenbard East), 51-1; 5. Dean McKillit, Galesburg, 50-4 $\frac{1}{4}$; 6. Ed Sajna, Chicago (Englewood), 50-1 $\frac{1}{4}$; 7. Joe Uthe, Tinley Park, 49-6; 8. Mike Sherrod, Oak Lawn (Richards), 49-3 $\frac{3}{4}$; 9. Al DaValle, Palatine (Frend), 48-10; 10. Dave Boty, Mattoon, 47-6; 11. Paul Wietting, Joliet (West), 46-11 $\frac{3}{4}$; 12. John Goodwin, Peoria (Manual), 42-8 $\frac{1}{4}$.

Flight No. 3 -- 1. McKinley Nash, Evanston (H.S.), 58-0; 2. Ron Geno, Woodstock (H.S.), 55-10 $\frac{3}{4}$; 3. Dave Eichelberger, Champaign (Central), 55-9 $\frac{3}{4}$; 4. Dave Miner, Wood River (East Alton-W.R.), 55-4 $\frac{1}{4}$; 5. Tim Cinkling, Princeton, 55-1 $\frac{1}{4}$; 6. Bob Eichen, Alton (Sr.), 54-10 $\frac{1}{4}$; 7. Lowell Gilbert, Harvey (Thornton), 53-1 $\frac{3}{4}$; 8. Jim Lenzini, Libertyville, 53-0 $\frac{3}{4}$; 9. Kurt Becker, Aurora (East), 52-7; 10. Doug Hartman, Granite City, 50-8 $\frac{1}{4}$; 11. Jim Woodward, Collinsville, 50-1 $\frac{1}{4}$; 12. Ken Evans, Moline, 47-0.

Flight No. 4 -- 1. John Powers, Oak Park (Fenwick), 62-8; 2. Eric Kirchner, Chilli-cothe (IVC), 58-7 $\frac{1}{4}$; 3. Don Piha, Berwyn, 57-8 $\frac{3}{4}$; 4. Gregg Gilbaugh, Rockford (East), 56-2; 5. Barry Crayton, East St. Louis (Sr.), 55-10 $\frac{1}{4}$; 6. Kent Carl, Sterling (H.S.), 55-4 $\frac{1}{4}$; 7. John Bavester, Bloomington (H.S.), 55-3 $\frac{1}{4}$; 8. Matt Hofer, Chicago Hts. (Bloom), 55-3 $\frac{1}{4}$; 9. Chris Alexander, Chicago Hts. (Bloom), 54-6; 10. Brad Markobrad, Zion-Benton, 53-8 $\frac{1}{4}$; 11. Tom Piha, Berwyn (Morton West), 53-4; 12. Don Kozak, Oak Lawn (Comm.), 53-2 $\frac{1}{4}$; 13. Bruce Rolfe, Wheaton (North), 50-4 $\frac{1}{4}$.
NEW CLASS AA RECORD: Old mark set by John Marks, Oak Lawn (Comm.), 1975, of 62-2 $\frac{1}{4}$.

QUALIFY FOR FINALS: John Powers, Oak Park (Fenwick), 62-8; Eric Kirchner, Chilli-cothe (IVC), 58-7 $\frac{1}{4}$; McKinley Nash, Evanston (H.S.), 58-0; Don Piha, Berwyn (Morton West), 57-8 $\frac{3}{4}$; Gregg Gilbaugh, Rockford (East), 56-2; Ron Genot, Woodstock (H.S.), 55-10 $\frac{3}{4}$; Barry Crayton, East St. Louis (Sr.), 55-10 $\frac{1}{4}$; and Dave Eichelberger, Champaign Central, 55-9 $\frac{3}{4}$.

20

1976 IHSA BOYS STATE TRACK MEET

Prelims, Friday, May 28, 1976

O'Brien Field, Charleston

220 YARD DASH
CLASS AA

AA B

Heat No. 1 -- 1. Lamar Pickett, East St. Louis (Sr.) :22.51; 2. Al Dean, Tinley Park :22.47; 3. Mike Christy, Schaumburg :22.6; 4. Dennis Duckworth, Chicago (Farragut) :22.7; 5. Al Baker, Chicago (St. Ignatius) :22.97; 6. Joe Garinger, Elgin (Larkin) :23.6; 7. Eric Farby, Benton :23.7; Ray Wells, Evanston (H.S.) :24.7.

Heat No. 2 -- 1. Gary March, East Moline (United) :22.15; 2. George Carter, Chicago Hts. (Bloom) :22.22; 3. Scott Unger, Des Plaines (Maine West) :22.7; 4. Mike Bery, Champaign (Central) :22.9; 5. Tom Tunncliffe, Libertyville :23.0; 6. Jim Rosone, Addison (A.-Trail) :23.4; 7. Jim Andrew, Carbondale :24.0.

Heat No. 3 -- 1. Greg Foster, Maywood (Proviso East) :21.86*; 2. Tim Pinnick, Lockport (Central) :22.1; 3. Darold Thomas, Oak Lawn (Richards) :22.7; 4. Vince Morrow, Rock Island (H.S.) :22.9; 5. Tom Brown, Wauconda :23.0; 6. Reggie Barnes, Evanston (H.S.) :23.4; 7. Fred Clay, Granite City (North) :23.6; 8. Bryan Holcomb, Cary (C.-Grove) :23.9.

Heat No. 4 -- 1. Tony Krainik, Des Plaines (Maine West) :22.24; 2. Stan Hawkins, Lincoln :22.5; 3. John Tolgo, Springfield (Lanphier) :22.9; 4. Ronnie Staples, Chicago (Carver) :22.9; 5. Mike Mores, New Lenox (Providence) :23.1; 6. Mark Sawicki, Chicago (Mendel Catholic) :23.2; 7. James Watkins, Rockford (Harlem) :23.2; Jeff Rose, Chicago Hts. (Bloom) SCRATCH.

Heat No. 5 -- 1. Wilbur Reneaw, Chicago (Calumet) :22.43; 2. Tim Graf, Joliet (East) :22.45; 3. Tim O'Brien, Lombard (Glenbard East) :22.5; 4. Bill DiPuma, Hoffman Estates (H.S.) :23.0; 5. Dave Fleming, Olympia Fields (Rich Central) :23.25; 6. Mark Schacht, Hinsdale (Central) :23.6; Lloyd Henderson, Peoria (H.S.) and Robert James, Chicago (Mendel Catholic) SCRATCHED.

Heat No. 5 -- 1. Ken Lee, Rock Island (H.S.) :22.63; 2. Ed Muehlibreker, South Holland (Thorndale) :22.7; 3. John Odom, Glen Ellyn (Glenbard West) :22.9; 4. Darren Smith, Decatur (Eisenhower) :23.1; 5. Dennis Useman, McHenry :23.3; 6. Tommy Harris, East St. Louis (Lincoln); Edward Thomas, Chicago (King) NT.

**RECORD -- Greg Foster, Maywood (Proviso East) :21.86 betters the old Class AA Record of :21.87 by Don MilKent, Palos Hills (Stagg), 1975.

QUALIFY FOUR EACH HEAT FOR SEMIFINALS.

CORRECTION: 440 YD. DASH -- Heat No. 4. Bill Gleeson, Burbank (St. Laurence), :20.88.

21

1976 IHSA BOYS STATE TRACK MEET
Prelims, Friday, May 28, 1976 O'Brien Field, Charleston

330 YARD LOW HURDLES
CLASS AA

AA13

Heat No. 1 -- Greg Foster, Maywood (Proviso East) :37.63; 2. Mark Rau, Glen Eilyn (Glenbard West) :38.7; 3. Tyrone Williams, Chicago (Lane) :39.4; 4. Dean Sanders, Mt. Zion :39.7; 5. Todd Martin, Aurora (East) :40.1; Dennis Callado, Burbank (Reavis) SCRATCH, Cortez Blake, Peoria (H.S.) NT.

Heat No. 2 -- 1. Mike Graves, Kankakee (Westview) :38.52; 2. Orvie Hall, Chicago (Harlem) :39.0; 3. Steve Keller, Prairie View (Stevenson) :39.2; 4. Sam Assil, Hoffman Estates (Conant) :40.1; 5. Scott Baer, Freeport (Sr.); Johnny Poe, East St. Louis (Lincoln) did not finish.

Heat No. 3 -- 1. Edward Thomas, Chicago (King) :37.54; 2. Bruce Bartels, Rockford (Harlem) :38.34; 3. Nate Lundy, North Chicago :39.1; 4. Robert Johnson, Rock Island (H.S.) :39.5; 5. Jim Wright, Mt. Prospect (Prospect) :39.6; 6. Frank Tobin, Chicago Hts. (Marian Catholic) :41.2.

Heat No. 4 -- 1. Bobby Timms, Springfield (Southeast) :38.35; 2. Jeff Van Echaute, Moline :39.5; 3. Fred Mercer, Park Forest (RichEast) :40.5; 4. Marty McCoy, Lombard (Glenbard East) :41.5; Larry Banaszak, Cicero (Morton East) and Kevin Hamilton, East St. Louis (Lincoln) did not finish.

Heat No. 5 -- 1. Tyrone Smith, Chicago (Englewood) :38.69; 2. Brian Lee, Mt. Vernon :39.1; 3. Dave King, Elk Grove Village (E.G.) :39.1; 4. Paul Szalajku, Chicago (St. Patrick) :39.8; 5. Mike Schaeffer, Pontiac :40.0; 6. Walter Johnson, Oak Law (Richards) :41.4.

Heat No. 6 -- 1. Anthony Warren, Maywood (Proviso East) :38.33; 2. John Linder, St. Charles :38.8; 3. John Glover, Danville (H.S.) :39.1; 4. Mickey Garrett, West Frankfort (Frankfort) :40.2; 5. Glenn Crabtree, Evanston (H.S.) :40.7; 6. Tom Fahey, Chicago (Marist) :41.9.

Heat No. 7 -- 1. Dennis Duckworth, Chicago (Farragut) :38.18; 2. Brian Little, Peoria (Woodruff) :38.7; 3. Rich Falbo, Palatine (H.S.) :39.8; 4. Dave Helmer, Lake Zurich :40.6; Deston Martin, Joliet (Central) did not finish; Jim Witous, Chicago (Brother Rice) SCRATCH.

TOP EIGHT TIMES QUALIFY FOR FINALS -- Edward Thomas, Chicago (King) :37.54; Greg Foster, Maywood (Proviso East) :37.63; Dennis Duckworth, Chicago (Farragut) :38.18; Anthony Warren, Maywood (Proviso East) :38.33; Bruce Bartels, Rockford (Harlem) :38.34; Bobby Timms, Springfield (Southeast) :38.35; Mike Graves, Kankakee (Westview) :38.52; Tyrone Smith, Chicago (Englewood) :38.69.

22

1976 IHSA BOYS STATE TRACK MEET

Friday, May 30, 1976
CONDITION OF FIELD: Wet

O'Brien Field, Charleston

CLASS AA
POLE VAULT

AA 14

Qualify top 8 for finals

Flight No. 1 -- Mike DeMattei, Marion, 13-9; James Sarros, Chicago Heights (Bloom), 13-9; Dave Paape, Hoffman Estates (H.S.), 13-9; Mike Chornak, Marion, 13-9; Bob Burt, Bloomington (H.S.), 13-9; Mike McCrindle, Chicago Heights (Bloom), 13-9; Bob Schmidt, DeKalb, 13-6; Steve Atterbury, Rockford (Harlem), 13-0; Jeff Hamilton, Pontiac, 12-6; Scott Freund, McHenry, 12-6; Scott Schwartz, Carpentersville (Dundee), 12-6. Skip Reagan, Oswego, did not appear.

Flight No. 2 -- Brian Bixler, Oak Park (O.P.--River Forest), 13-9; Mike Phillips, Chicago (Marist), 13-9; Dan McCulley, Champaign (Central), 13-9; Joe Pavelonis, East Moline (United), 13-9; Tim Lincoln, Fremd, 13-9; Kerry Lopin, Rockford (East), 13-6; Chuck Billings, Glen Ellyn (Glenbard West), 13-6; Andy Colbert, Rochelle, 13-0; Terry Christopher, Pontiac, 13-0; Dave Bennett, Rantoul, 13-0; Jessie Longoria, Aurora (East), Ron Ellwanger, Northbrook (Glenbrook North), Pat Barrow-clough, Moline, Jeff Carter, Hoffman Est. (Conant), failed to clear starting height. Paul Major of Hoffman Estates withdrew due to injury after clearing 13-0.

Flight No. 3 -- Mike Griffin, Lombard (Glenbard East), 13-9; Dale Page, Granite City (North), 13-0; Todd Barick, Jacksonville (H.S.), 12-6; Barry Meyer, Libertyville, 12-6; Mark Redshaw, Libertyville, Ron Crabb, Morton, Steve Heidecke, Hinsdale (Central), Kevin Boyle, Chicago (Marist), Greg Landys, Granite City (North), all failed to clear starting height. Jim Winiecki, Des Plaines (West), scratched because of injury. Oscar Segvban, Chicago (Lakeview), Pedro Sanchez, Chicago (Lakeview), Mike Jones, Chicago (Lane), and Greg Znajda, Chicago (Lane) did not appear.

QUALIFY FOR FINALS: Mike Griffin, Lombard (Glenbard East); Brian Bixler, Oak Park (Oak Park--River Forest); Mike Phillips, Chicago (Marist); Don McCulley, Champaign (Central); Joe Pavelonis, East Moline (United); Tim Lincoln, Fremd; Mike DeMattei, Marion; James Sarros, Chicago Heights (Bloom); Dave Paape, Hoffman Estates; Mike Chornak, Marion; Bob Burt, Bloomington H.S.; and Mike McCrindle, Chicago Hts. (Bloom).

1976 IHSA BOYS STATE TRACK MEET

Prelims, May 28, 1976

O'Brien Field, Charleston

MILE RUN
CLASS AA

AA 15

Heat No. 1 -- 1. Ron Wartgow, Belvidere 4:16.21; 2. Bob Hicks, Orland Park (Sandburg) 4:16.8; 3. Tom Wuchte, DeKalb 4:20.0; 4. James Warmouski, Chicago (Lane) 4:20.96; 5. Todd Peterson, Elmhurst (York) 4:21.92; 6. Dave Finnestad, Oswego 4:22.5; 7. Rick Parker, Peoria (H.S.) 4:22.7; 8. Steve Green, Centralia 4:23.2; 9. Steve Sullivan, DeKalb 4:23.4; 10. Ed Love, Dixon 4:24.7; 11. Joo Schmidt, Buffalo Grove 4:26.5; 12. Al Strunk, Elmhurst (York) 4:28.1; Jeff Small, Chicago Ills. (Bloom) SCRATCH.

Heat No. 2 -- 1. Todd McCallister, Deerfield 4:16.21; 2. John Herbert, Hinsdale (Central) 4:18.6; 3. Steve Chaplin, Glenview (Glenbrook South) 4:18.8; 4. Don Imhof, Lisle (Bonet) 4:19.11; 5. Darryl Robinson, Arlington Hts. (Forest View) 4:21.29; 6. Mark Lichtenstein, Skokie (Niles East) 4:24.8; 7. Mark Wenneker, Quincy (Sr.) 4:25.2; 8. Tom Dahlberg, Deerfield 4:27.3; 9. Jim Wolf, Waukegan (West) 4:28.0; 10. Dave Lynn, Carpentersville (Crown) 4:30.2; 11. Greg Adams, Champaign (Central) 4:30.5; 12. Bill Horn, Mattoon 4:33.4; Steve Ellington, Mascoutah NT; Tim McNamara, Park Ridge (Maine So.) NT; Don Gilchrist, Rockford (East) NT; Larry Schmidt, Rock Falls NT; Pat McPherron, Rockford (East) NT; Larry Brown, Wheaton (North) NT; and James Hardy, Chicago (Calumet) NT.

Heat No. 3 -- 1. Rick Ramirez, Norridge (Ridgewood) 4:16.24; 2. Chris Kuntz, Villa Park (Willowbrook) 4:16.8; 3. Rick Hodapp, Naperville (Central) 4:19.8; 4. Rick Way, Oak Park (O.P.-River Forest) 4:19.86; 5. Tom Johnson, Palatine (H.S.) 4:20.32; 6. Jeff Kirk, Normal (Community) 4:22.3; 7. Randy Adler, Alton (Sr.) 4:26.6; 8. Mike Carper, Quincy (Sr.) 4:28.4; 9. John Hinterhauser, Park Ridge (Maine East) 4:28.8; 10. Ray Lanners, Wauconda 4:29.5; 11. Bob Wellmuenster, Belleville (West) 4:29.7; 12. Joe Michels, Aurora (West) 4:32.0; Larry Haynes, Galesburg NT; Tom Graves, Orland Park (Sandburg) NT; Jerry Dellmyer, Moline NT; Edward Key, Chicago (Kenwood) NT; Paul Dausvardis, Lockport (Central) NT; Roy Bricker, Chicago (St. Rita) NT; Tom Bingham, Wauconda, NT.

TOP TWELVE TIMES QUALIFY FOR FINALS -- 1. Ron Wartgow, Belvidere 4:16.21; 2. Todd McCallister, Deerfield 4:16.21; Rick Ramirez, Norridge (Ridgewood) 4:16.24; 4. Bob Hicks, Orland Park (Sandburg) 4:16.8; 5. Chris Kuntz, Villa Park (Willowbrook) 4:16.8; 6. John Herbert, Hinsdale (Central) 4:18.6; 7. Steve Chaplin, Glenview (Glenbrook South) 4:18.8; 8. Don Imhof, Lisle (Bonet) 4:19.11; 9. Rick Hodapp, Naperville (Central) 4:19.8; 10. Rick Way, Oak Park (O.P.-River Forest) 4:19.86; 11. Tom Wuchte, DeKalb 4:20.0; 12. James Warmouski, Chicago (Lane) 4:20.96.

24

1976 IHSA BOYS STATE TRACK MEET

Prelims, Friday, May 28, 1976

O'Brien Field, Charleston

220 YD. DASH

SEMIFINALS

CLASS AA

AA 16

Heat No. 1 -- Greg Foster, Maywood (Proviso East) :22.22; 2. George Carter, Chicago Hts. (Bloom) :22.5; 3. Al Dean, Tinley Park :22.6; 4. Scott Unger, Des Plaines (Maine West) :23.0; 5. Darren Smith, Decatur (Eisenhower) :23.2; 6. John Tolgo, Springfield (Lanphier) :23.3.

Heat No. 2 -- 1. Tony Krainik, Des Plaines (Maine West) :22.9; 2. Tim Pinnick, Lockport (Central) :22.5; 3. Stan Hawkins, Lincoln :22.8; 4. Darold Thomas, Oak Lawn (Richards) :23.0; 5. Bill DiPuma, Hoffman Estates (H.S.) :23.3; 6. John Odom, Glen Ellyn (Glenbard West) :23.7.

Heat No. 3 -- 1. Tim Graf, Joliet (East) :22.28; 2. Gary March, East Moline (United) :22.31; 3. Ronnie Staples, Chicago (Carver) :22.6; 4. Dennis Duckworth, Chicago (Farragut) :22.8; 5. Ken Lee, Rock Island (H.S.) :22.8; 6. Mike Christy, Schaumburg :23.0.

Heat No. 4 -- 1. Lamar Pickett, East St. Louis (Sr.) :22.3; 2. Wilber Reneaw, Chicago (Calumet) :22.5; 3. Tim O'Brien, Lombard (Glenbard East) :23.0; 4. Ed Muelbacher, South Holland (Thornwood) :23.0; 5. Mike Bery, Champaign (Central) :23.1; 6. Vince Morrow, Rock Island (H.S.) :23.8.

TOP TWO FROM EACH HEAT QUALIFY FOR FINALS: Greg Foster, Maywood (Proviso East) :22.22; 2. George Carter, Chicago Hts. (Bloom) :22.5; Tony Krainik, Des Plaines (Maine West) :22.9; Tim Pinnick, Lockport (Central) :22.5; Tim Graf, Joliet (East) :22.28; Gary March, East Moline (United) :22.31; Lamar Pickett, East St. Louis (Sr.) :22.3; Wilber Reneaw, Chicago (Calumet) :22.5.

25

1976 IHSA BOYS STATE TRACK MEET
Prelims, Friday, May 28, 1976

O'Brien Field, Charleston

MILE RELAY
CLASS AA

AA 17

Heat No. 1 -- 1. East St. Louis (Sr.) 3:23.05; 2. Rock Island (H.S.) 3:26.9;
3. Rolling Meadows (H.S.) 3:28.5; 4. Glen Ellyn (Glenbard West) 3:31.1; 5.
Mendota 3:32.3; Mattoon SCRATCH.

Heat No. 2 -- 1. Chicago (Harlan) 3:20.15; 2. Crystal Lake 3:24.1; 3. Rockford
(East) 3:25.3; 4. Winnetka (New Trier East) 3:28.6; 5. Danville (H.S.) 3:30.93;
6. Rock Falls 3:32.3.

Heat No. 3 -- 1. Chicago (Phillips) 3:26.71; 2. Elgin (Larkin) 3:27.5; 3.
Chicago (Roosevelt) 3:29.2; 4. Belvidere 3:31.07; 5. North Chicago 3:31.69;
6. Galesburg 3:31.8.

Heat No. 4 -- 1. Chicago (Engelwood) 3:27.65; 2. Rockford (Gullford) 3:28.3; 3.
Naperville (Central) 3:31.4; 4. Moline 3:31.9; 5. Peoria (H.S.) 3:32.1; 6.
Zion (Z.-Benton) 3:37.8.

Heat No. 5 -- 1. Peoria (Woodruff) 3:28.0; 2. Belleville (West) 3:28.1; 3.
Aurora (East) 3:28.2; 4. Mt. Vernon 3:30.2; 5. Urbana (H.S.) 3:32.65; 6. Chi-
cago (Mendel Catholic) 3:35.2.

Heat No. 6 -- 1. LaGrange (Lyons) 3:20.31; 2. Harrisburg 3:30.5; 3. East St.
Louis (Lincoln) 3:32.0; 4. Palos Hills (Stagg) 3:33.4; 5. Palatine (H.S.) 3:45.5;
Chicago Hts. (Bloom) SCRATCH.

Heat No. 7 -- 1. Harvey (Thornton) 3:24.61; 2. Evanston (H.S.) 3:24.9; 3. Chi-
cago (King) 3:25.2; 4. Villa Park (Willowbrook) 3:26.53; 5. McHenry 3:36.3.

TOP EIGHT TIMES QUALIFY FOR FINALS: Chicago (Harlan) 3:20.15; LaGrange (Lyons)
3:20.31; East St. Louis (Sr.) 3:23.05; Crystal Lake 3:24.1; Harvey (Thornton)
3:24.61; Evanston (H.S.) 3:24.9; Chicago (King) 3:25.2; Rockford (East) 3:25.3.

1976 IHSA BOYS STATE TRACK MEET

Friday, May 28, 1976

O'Brien Field, Charleston

CLASS A A
TRIPLE JUMP

Qualify top eight to finals

Flight No. 1 -- 1. Mike Bell (Danville) 44'7", 2. Dave Koelper (Arlingto Heights, Hersey) 43'6", 3. Jeff Robinson (New Lenox, Providence) 42'6 1/4", 4. Troy King (Freeport Sr.) 42'4"
5. Bob Worlds (Centralia) 42' 2 3/4", 6. Steve Carpenter (Edwardsville) 42'0",
7. Jeff Vance (Chicago Hts., Bloom) 41'8" , 8. Don Smith (Hillside, Proviso West) 41'5 1/4"
9. Ken Vaillencourt (Downers Grove, North) 41'1 1/2', 10. Ken Mueller (West Chicago) 40'1"
11. Dave Bucklin (Belvidere) 39'9 3/4", 12. Greg Bennett (Centralia) 39'5 1/4",
13. Marvin Travis (Lockport, Central) 39' 1/2"

Flight No. 2 -- 1. Haywood Johnson (Peoria, Manual) 46'11 1/2", 2. John Dagwell (Olympia Fields, Rich Central) 45'2", 3. Joe McClain (Olympia Fields, Rich Central) 44'2"
4. James Gage (Chicago, King) 43'9", 5. Jesse Lockridge (Chicago, Harlan) 43'2"
6. Jesse Pattee (Chicago, Phillips) 43'1", 7. Larry Odom (Glen Ellyn, Glenbard West) 42'6 3/4"
8. Rich Phillips (Moline) 42' 1/2", 9. Rendell Phillips (Evanston) 41'1 3/4"
10. Wally Ayres (Burbank, Reavis) 41'0", 11. Scott Ciero (Roselle, Lake Park) 40'7"
12. Bob Hiter (Oak Lawn, Richards) 40'1"

Flight No. 3 -- 1. Robert Bolton (Chicago (Harlan) 45-10 1/2, 2. James Mahaniel (Jacksonville) 45-1 1/2, 3. Art Baker, Joliet (East) 44-3 1/2, 4. Bart Day (Quincy-Sr.) 44-3 5. Mike Harvey (Arlington Heights/Forest View) 44-2 1/2, 6. Bob Hammon (Hinsdale-Central) 44-1 1/2, 7. Derek Reed (Chicago Brother Rice) 43-11, 8. Tom King (Freeport-Senior) 43-9, 9. Joe Zmich (Addison Trail) 43-11 1/2 10. Jeff Van Echaute (Moline) 42-6, 11. Joe Tucker (Lockport Central), 42-4 12. Walter Divers (Sterling) 41-7.

Flight No. 4 -- 1. Alvin Perryman (Danville Sr.) 48-6 3/4 2. Kerry Rice (Springfield Southeast) 48-2 1/2 3. Ed Tate (Chicago Heights Bloom) 48-3/4 4. Brian Hewitt (Harvey Thornton) 46-8 5. Chester Richard (Alton Senior) 46-5 3/4 6. Dave Moenning (Lake Zurich) 46-3 3/4 7. Steve Simington (Chicago Mendel) 46-2 1/4 8. Bruce Burroughs (Zion-Benton) 45-10 3/4 9. Randy Geary (Rantoul) 45-6 1/2 10. Steve Smith (Chicago DeLaSalle) (45-4 11. Steve Roth (Highland Park) 44-3 12. Sterlyn Barry (East Moline-United) 43-9 1/4 13. Douch ~~Runk~~ Goetz (Metamora) 42-8 1/4
14. Jim Solus (Chicago Brother Rice) 41-7 3/4

QUALIFIERS FOR FINALS

Alvin Perryman (Danville) 48-6 3/4, Kerry Rice (Springfield Southeast) 48-2 1/2, Ed Tate (Chicago Heights Bloom) 48-3/4, ~~Haywood~~ Haywood Johnson (Peoria Manual) 46-11 1/2, Brian Hewitt (Harvey Thornton) 46-8, Chester Richard (Alton Senior) 46-5 3/4, Dave Moenning, (Lake Zurich) 46-3 3/4, Steve Simington (Chicago Mendel) 46-2 1/4

1976 IHSA BOYS STATE TRACK MEET

Saturday, May 29, 1976

O'Brien Field, Charleston, Ill.

FINAL CLASS A TEAM POINTS

Granville (Putnam County) 23
 Maple Park (Kaneland) 22
 Farmington (East) 17
 Lebanon 14
 Peru (St. Bede) 14
 Momence 14
 Gilman 12
 Paxton 11
 Melrose Park (Walther Lutheran) 10
 Polo 10
 Mahomet-Seymour 8
 St. Anne 9
 Mahomet-Seymour 8
 Gillespie 6
 Greenfield 6
 Chicago (Univ.) 6
 Normal (Univ.) 6
 Chicago (Luther South) 6
 Stillman Valley 6
 Homer 5
 Manlius 4
 Woodhull (Alwood) 4
 Genoa-Kingston 4
 Highland (St. Paul) 4
 Palos Hts. (Chicago Christian) 4
 Argenta-Oreana 4
 Saunemin 3
 Trenton (Wesclin) 3
 Elmwood 3
 Richmond-Burton 3
 Erie 3
 Madison 3
 Clifton (Central) 3
 Eureka 3
 Alexis 3
 Liberty 2
 Carrollton 2
 Kincaid (South Fork) 2
 Morrison 2
 Waterloo (H.S.) 2
 Seneca 2
 Dwisght 2
 Burlington (Central) 2
 Monmouth (Yorkwood) 2
 Stockton 1 1/2
 Toledo (Cumberland) 1 1/2
 Buda-Sherfield (Western) 1
 Hoopston-East: Lynn 1
 Sandwich 1
 Taylor Ridge (Rockridge) 1
 Mounds (Meridian) 1
 Marshall 1
 Catlin 1
 Streator (Woodland) 1
 Abingdon 1
 Carlinville 1 Carmi 1

Note: A total of 56 schools scored points.
 A total of 85 qualified for finals
 A total of 202 schools sent 697 competitor-

1976 IHSA BOYS STATE TRACK MEET

O'Brien Field, Charleston, Illinois

Saturday, May 29, 1976

WEATHER: A lot better than for Friday, but 6 on a 10 scale

CLASS A FINAL RESULTS

LONG JUMP -- 1. Steve Safranski, Granville (Putnam Co.) 23'3 1/4"; 2. Mark Claypool, Maple Park (Kaneland) 22' 5 1/2"; 3. Michael Billington, Saunemin 21' 5 1/2"; 4. Alan Pond, Liberty 21' 1"; 5. Dave Hartz, Buda-Sheffield (Western) 21' 1/2"; 6. Mike Shadley, Dunlap 20' 10"; 7. Bob Knapp, Knoxville 20'9"; 8. Craig Male, Gardner (South Wilmington) 20' 7 1/2".

TWO-MILE RELAY -- 1. Farmington (East) (Dave Johns, Ken Balagna, Brian Elam, and John Isbell), 7:58.89; 2. Lebanon, 8:01.99; 3. Trenton (Wesclin), 8:02.44; 4. Elmwood, 8:04.06; 5. Hoopeston-East Lynn, 8:04.97; 6. Minooka, 8:06.15; 7. Maple Park (Kaneland), 8:06.50; 8. Ashton, 8:08.56; 9. St. Anne, 8:09.62; 10. Elmhurst (Timothy Christian), 8:15.06; 11. Prophetstown, 8:17.13; 12. Toledo (Cumberland), 8:27.40. NOTE: First time for this event, Farmington East set the record at 8:10.61 yesterday in the preliminaries and bettered that time in the finals today. NEW RECORD: 7:58.89.

440-YARD RELAY -- 1. Melrose Park (Walther Lutheran), (Dave Schmurstein, Dale Bosley, Harold Hayes, and Kevin Rather), 43.57; 2. Granville (Putnam County), 43.58; 3. Paxton, 43.64; 4. Peru (St. Bede), 44.40; 5. Carrollton, 44.56; 6. St. Anne, 44.74; 7. Eureka, 44.79; 8. Farmington (East), 45.17.

TWO-MILE RUN -- 1. Reo Rorem, Gilman, 9:11.44; 2. Greg Hogg, Lebanon, 9:31.85; 3. Dave Derdeyn, Richmond (R.-Burton), 9:31.86; 4. Mike Viano, Gillespie, 9:33.84; 5. Scott McAllister, Sandwich, 9:35.80; 6. Doug Drogemuller, Winnebago, 9:38.10; 7. Dave James, Pleasant Plains, 9:45.49; 8. Bill Hostetler, Roanoke (R.-Bensen), 9:49.11; 9. Kelley Egger, Monmouth (H.S.), 9:49.88; 10. Gregg Grubb, Stillman Valley, 9:49.91; 11. Leo Cortwright, Argenta (A.-Oreana), 9:50.75; 12. Peter Lortie, Chicago (Univ.), 9:56.4. NEW RECORD--Class A--Old mark 9:21.15 by Craig Young, Stillman Valley, 1975 (Finals).

Saturday, May 29, 1976

1976 IHSA BOYS STATE TRACK MEET

O'Brien Field, Charleston

A2

CLASS A FINALS

120 YARD HIGH HURDLES -- 1. Brent Barth, Peru (St. Bede), 14.52; 2. Mike Wirth, Manlius, 14.90; 3. Eric Miller, Homer, 14.91; 4. Laverne Barry, Morrison, 14.92; 5. Jerry Michler, Marshall, 15.16; 6. Curtis Cooper, Gillespie, 15.17; 7. John Molen, Virden, 15.22; 8. Eric Tisdale, Reverton, 15.23.

SHOT PUT -- 1. Scott Krey, Farmington (East), 56-1; 2. Jeff Welch, Woodhull, 55-8 $\frac{1}{4}$; 3. Mike Jorgensen, Maple Park (Kaneland), 53-11; 4. Tim Miller, Kincaid, 53-5 $\frac{1}{4}$; 5. Mel Blaser, Taylor Ridge (Rockridge), 53-2 $\frac{3}{4}$; 6. Gary Swaney, Catlin, 52-9 $\frac{1}{4}$; 7. Jim Brace, Stillman Valley, 52-6; 8. Charles Krutsinger, Flora, 51-10 $\frac{3}{4}$.

100 YARD DASH -- 1. Steve Safranski, Granville (Putnam County), 9.95; 2. Jim Bruce, Chicagp (University), 10.21; 3. Terry Nettles, Greenfield, 10.31; 4. Ben Lee, Paxton, 10.36; 5. Shad Cooper, Mounds (Meridian), 10.41; 6. Tom O'Connell, Decatur (St. Teresa), 10.41; 7. Charles Sykes, St. Anne, 10.41; 8. Duane Johnson, Cairo, 10.41. A 3.5 meters per second headwind was recorded.

880 YARD RUN -- 1. Scott Bartelt, Polo, 1:54.97; 2. Frank Ruyle, Gillespie, 1:57.02; 3. Ron Moore, Erie, 1:57.26; 4. Dave Maag, Waterloo, 1:57.88; 5. Ed Miller, Catlin, 1:59.15; 6. Richard Heaton, Taylor Ridge (Rockridge), 2:00.40; 7. Mike Obert, Liberty, 2:00.83; 8. Gary Duncan, Elmwood, 2:02.30; 9. Steve Brown, Wheaton (St. Francis), 2:02.31; 10. Steve Brenneman, Delavan, 2:03.03; 11. Scott Zahnle, Fulton, 2:03.08; 12. Steve Denekas, Forreston, 2:10.3.

NOTE: In the 100 Yard Dash Steve Safranski, Granville (Putnam County) set a new Class A record of 9.95. Old Mark--9.97 by Neil Johnson, Prophetstown, 1975 (Finals). A 3.5 meters per second headwind was recorded.

30

Saturday, May 29, 1976

O'Brien Field, Charleston

CLASS A FINALS

880 YARD RELAY-- 1. Paxton (Ben Lee, Carl Hasselbring, Mike Fiorillo, and John Overstreet), 1:31.00; 2. Melrose Park (Walther Lutheran), 1:32.16; 3. Madison, 1:32.30; 4. Momence, 1:32.48; 5. Carrollton, 1:32.61; 6. Buda-Sheffield (Western), 1:33.89; 7. Streator (Woodland), 1:35.13; 8. St. Anne, 1:40.6. Farmington (East) was disqualified. NEW RECORD: Old mark Class A--1:31.49 by Hoopeston-East Lynn (Bob Summers, Mark Alt, John Burke, Danny Eckart), 1975 (Finals).

440 YARD DASH -- 1. Perry Holliday, Momence, 48:02; 2. Mark Claypool, Maple Park (Kaneland), 48.22; 3. Harvey Thomas, Lebanon, 48.84; 4. Al Kennedy, Chicago (Luther South), 49.37; 5. Steve Baker, Abingdon, 49.69; 6. Tom O'Connor, Granville (Putnam Co.), 49.70; 7. John Glosser, Toledo (Cumberland), 51.10; 8. Rich Norman, Lebanon, 51.13. NEW CLASS A RECORD: Old Mark 49.08 by Mark Claypool, Maple Park, (Kaneland), 1975 (Finals).

DISCUS -- 1. Steve Thompson, Mahomet-Seymour, 163-1; 2. Cliff Dunn, Chicago (Luther South), 153-8; 3. Mike Jorgensen, Maple Park (Kaneland), 151-9; 4. Dennis Drinan, Dwight, 150-0; 5. Scott Krey, Farmington (East), 145-5; 6. Dan Hohl, Sherrard, 145-2; 7. Bill Harris, Glasford (Illinois Bluffs), 144-0; 8. Jim Brace, Stillman Valley, 141-4. NEW CLASS A RECORD--Old Mark 157-1 by John Yingling, Mt. Sterling, (Brown County), 1975 (Prelims).

330 YARD LOW HURDLES -- 1. Brent Barth, Peru (St. Bede), 38.00; 2. Scott Smith, Polo, 38.13; 3. Terry Gateley, Clifton (Central), 38.15; 4. Eric Miller, Homer, 38.77; 5. Kirk Scheckler, Farmington (East), 39.20; 6. Michael Terrell, Madison, 39.25; 7. Mike Wirth, Manlius, 39.32; 8. Curtis Cooper, Gillespie, 39.44. NEW CLASS A RECORD--Old Mark 38.25 by Dennis Ullom, Clifton (Central), 1975 (Prelims).

1976 IHSA BOYS STATE TRACK MEET

Saturday, May 29, 1976

O'Brien Field, Charleston

AA

CLASS A FINALS

HIGH JUMP -- 1. Jay Allen, Normal (University), 6-5; 2. Fred Brown, Genoa (G.-Kingston), 6-4; 3. Rodney Brooks, Lebanon, 6-3; 4. Chuck Shockey, Seneca, 6-3; 5. Scott Groen, Streator (Woodland), 6-2; 6. Lonnie Hewitt, Buda (Western), 6-2; 7. Bob Morgan, Elgin (St. Edward), 6-0; 8. Scott Swengle, Neoga, 5-10.

MILE RUN -- 1. Rao Rorem, Gilman, 4:18.65; 2. Mark Capelle, Highland (St. Paul), 4:22.59; 3. John Isbell, Farmington (East), 4:23.24; 4. Rich Nayer, Chicago (Univ.), 4:23.37; 5. Brad Fryer, Elmwood, 4:25.17; 6. Matt Wakanight, Elmhurst (Immaculate Conception), 4:28.75; 7. Roger Mohr, Broadlands (ABL), 4:30.52; 8. Stanley Oliver, Metropolis, 4:32.96; 9. Ernie Linares, Hoopston-East Lynn, 4:38.48; 10. Doug Drogemuller, Winnebago, 4:41.50; 11. Gregg Grubb, Stillman Valley, 4:48.0; 12. Dave Derdeyn, Richmond-Burton, 5:02.86. **NEW CLASS A RECORD**--Old Mark 4:22.53 by Mark Johnson, Mahomet-Seymour, 1975 (Prelims).

IN THE HIGH JUMP--Jay Allen, Normal (University), at 6-5 tied the Class A Record held by Rick Rames, Vandalia, set in the 1975 finals.

220 YARD DASH -- 1. Steve Safranski, Granville (Putnam County), 21.81; 2. Ernest McCain, Palos Hts. (Chicago Christian), 22.53; 3. Terry Nettles, Greenfield, 22.60; 4. Steve Gahlbeck, Burlington (Central), 22.68; 5. Tom O'Connor, Granville (Putnam County), 22.79; 6. Steve Karr, Mahomet-Seymour, 22.80; 7. Ben Lee, Paxton, 22.81; 8. Rich Norman, Lebanon, 22.82. **TIES CLASS A RECORD**--Set by Steve Safranski, Granville (Putnam County), 1975 (Prelims).

POLE VAULT -- 1. Jerry Champlain, Stillman Valley, 14-0; 2. Matt Barsic, Maple Park (Kaneland), 13-9; 3. Sam Moore, Eureka, 13-6; 4. (tie) Steve Phelps, Stockton and Jack Montgomery, Toledo (Cumberland), 13-0; 6. Randy Cherry, Atwood-Hammond 13-0; 7. Mark Weegar, Monmouth (H.S.), 12-6; 8. Jerry Rohn, Beardstown, 12-6; 9. Brad Scanlon, Monmouth (H.S.), 12-6; 10. Dan Oltman, Roanoke-Benson, 12-6;

TRIPLE JUMP -- 1. Randy Polk, St. Anne, 46-6 $\frac{1}{2}$; 2. Jeff Blackard, Argenta-Oreana, 44-9; 3. Tony Van Fleet, Alexis, 43-11 $\frac{1}{4}$; 4. Marty King, Monmouth (Yorkwood), 43-6 $\frac{1}{2}$; 5. Kurt Nafziger, Carlinville, 43-6; 6. Dennis Lay, El Paso, 43-5; 7. Mark Claypool, Maple Park (Kaneland), 43-1 $\frac{3}{4}$; 8. Arelus Washington, St. Anne, 42-11. **NEW CLASS A RECORD**--Old Mark 46-0 $\frac{1}{4}$ by Mark Claypool, Maple Park (Kaneland), 1975 (Finals).

MILE RELAY -- 1. Momenca (Mike Vickery, Reid Laneville, Hughley Blanton, and Perry Holliday), 3:23.56; 2. Maple Park (Kaneland), 3:24.58; 3. St. Anne, 3:25.65; 4. Mahomet (M.-Seymour), 3:26.20; 5. Carmi, 3:28.38; 6. Trenton (Wesclin), 3:29.37; 7. Polo, 3:30.07; 9. Minooka, 3:33.97; **NEW CLASS A RECORD**--Old mark 3:24.63 by Maple Park (Kaneland) (Larry Will, Marty Lyle, Mark Claypool, Ron Ackerman), 1975 (Finals).

1976 IHSA BOYS STATE TRACK MEET

Friday, May 28, 1976

O'Brien Field, Charleston, Ill.

QUALIFIERS BY SCHOOL -- CLASS A

School	Ind.	Relays	Total		Ind-	Relay	Tot-
St. Anne	4	4	8				
Maple Park (Kaneland)	5	2	7	Palos Hts. (Chicago			
Farmington (East)	4	3	7	Christian)	1	0	1
Granville (Putnam Co.)	5	1	6	Saunemin	1	0	1
Lebanon	4	1	5	Dunlap	1	0	1
Paxton	2	2	4	Knoxville	1	0	1
Momence	2	2	4	Gardner (S. Wilmington)	1	0	1
Stillman Valley	4	0	4	Clifton (Central)	1	0	1
Minooka	1	2	3	Carlinville	1	0	1
Elmwood	2	1	3	El Paso	1	0	1
Toledo (Cumberland)	2	1	3	Monmouth (Yorkwood)	1	0	1
Peru (St. Bede)	2	1	3	Alexis	1	0	1
Gillespie	3	0	3	Argenta-Oreana	1	0	1
Polo	2	1	3	Roanoke-Benson	1	0	1
Mahomet-Seymour	2	1	3	Atwood-Hammond	1	0	1
Trenton (Wesclin)	0	2	2	Beardstown	1	0	1
Hoopeston-East Lynn	kl	1	2	Carmi	0	1	1
Melrose Pk. (Walther Lutheran)	0	2	2	Genoa-Kingston	1	0	1
Carrollton	0	2	2	Elgin (St. Edward)	1	0	1
Eureka	1	1	2	Seneca	1	0	1
Homer	2	0	2	Normal (Univ.)	1	0	1
Manlius	2	0	2	Neoga	1	0	1
Chicago (Univ.)	2	0	2	Woodhull (Alwood)	1	0	1
Greenfield	2	0	2	Kincaid (South Fork)	1	0	1
Buda-Sheffield (Western)	1	1	2	Flora	1	0	1
Madison	1	1	2	Elmhurst (Immaculate			
Catlin	2	0	2	Conception)	1	0	1
Taylor Ridge (Rockridge)	2	0	2	Metropolis	1	0	1
Liberty	2	0	2	Broadlands (ABL	1	0	1
Chicago (Luther South)	2	0	2	Highalnd (St. Paul	1	0	1
Monmouth (H.S.)	2	0	2	Winnebago	1	0	1
Ashton	0	1	1	RichmondOBurton	1	0	1
Elmhurst (Timothy Chirstian)	0	1	1	Gilman	1	0	1
Prophetstown	0	1	1				
Morrison	1	0	1				
Riverton	1	0	1	* Streator (Woodland)	1	1	2
Marshall	1	0	1				
Virден	1	0	1				
Cairo	1	0	1				
Mounds (Meridian)	1	0	1				
Decatur (St. Teresa)	1	0	1				
Streator (Woodland)	0	1	1				
Waterloo (H.S.)	1	0	1				
Erie	1	0	1				
Forresteron	1	0	1				
Lawrenceville	1	0	1				
Delavan	1	0	1				
Wheaton (St. Francis)	1	0	1				
Fulton	1	0	1				
Abingdon	1	0	1				
Sherrard	1	0	1				
Dwight	1	0	1				
Glasferd (Illini Bluffs)	1	0	1				
Burlington (Central)	1	0	1				

NOTE: A total of 85 schools qualified performers for the finals.

A1

1976 IHSA BOYS STATE TRACK MEET

Prelims, Friday, May 28, 1976

O'Brien Field, Charleston

CLASS A

TWO-MILE RELAY

Heat 1 -- #1. Farmington (F. East), 8:10.61; 2. Trenton (Wesclin), 8:15.13; 3. Hoopeston (H.- East Lynn), 8:16.52; 4. Maple Park (Kaneland), 8:16.7; 5. Toledo (Cumberland), 8:23.96; 6. Elmhurst (Timothy Christian), 8:24.1; 7. Oregon, 8:27.8; 8. Washburn (Lowpoint-W.), 8:27.9; 9. Mahomet-Seymour, 8:32.11; 10. Normal (University), 8:37.42.

Heat 2 -- 1. Lebanon, 8:12.14; 2. Minooka, 8:17.50; 3. Elmwood, 8:19.42; 4. Ashton, 8:22.2; 5. St. Anne, 8:24.3; 6. Prophetstown, 8:24.9; 7. Carmi, 8:28.0; 8. Robinson, 8:28.3; 9. Marseilles, 8:31.95; 10. Plano, 8:40.77; 11. Tuscola, 8:40.79

*First time for 2-Mile Relay event so record now stands at 8:10.61 by Farmington (F. East), (Ken Balagna, Brian Elam, Dave Johns, and John Isbell).

QUALIFIERS FOR THE FINALS: 1. Farmington (F. East), 8:10.61; 2. Lebanon, 8:12.14; 3. Trenton (Wesclin), 8:15.13; 4. Hoopeston (H.-East Lynn), 8:16.52; 5. Maple Park (Kaneland), 8:16.7; 6. Minooka, 8:17.50; 7. Elmwood, 8:19.42; 8. Ashton, 8:22.2; 9. Toledo (Cumberland), 8:23.96; 10. Elmhurst (Timothy Christian), 8:24.1; 11. St. Anne, 8:24.3; 12. Prophetstown, 8:24.9.

440-YARD RELAY

Heat 1 -- 1. Melrose Park (Walther Lutheran), :44.19; 2. Paxton, :44.28; 3. Sparta, :45.64; 4. Morrison, :46.10; 5. Polo, :46.13; 6. Monmouth (H.S.), :46.4; 7. Rochester, :47.1; 8. Rushville, :47.1.

Heat 2 -- 1. Granville (Putnam Co.), :43.97; 2. Eureka, :45.30; 3. Carthage (Hancock Cent.), :45.69; 4. Madison, :45.70; 5. Tolono (Unity), :45.76; 6. Aledo, :46.10; 7. Flora, :46.6; 8. Blue Mound, :46.6.

Heat 3 -- 1. Peru (St. Bede), :45.34; 2. Farmington (F. East), :45.36; 3. Mounds (Meridian), :45.38; 4. Savanna, :45.8; 5. Fairfield, :46.07; 6. Minooka, :46.09; 7. Mahomet-Seymour, :46.3.

Heat 4 -- 1. Carrollton, :45.08; 2. St. Anne, :45.10; 3. Chicago (Luther South), :45.46; 4. Colfax (Octavia), :45.5; 5. Toledo (Cumberland), :45.85; 6. Aurora (Marmion), :45.90; 7. Winnebago, :46.5.

QUALIFIERS FOR THE FINALS: 1. Granville (Putnam Co.), :43.97; 2. Melrose Park (Walther Lutheran), :44.19; 3. Paxton, :44.28; 4. Carrollton, :45.08; 5. St. Anne, :45.10; 6. Eureka, :45.30; 7. Peru (St. Bede), :45.34; 8. Farmington (F. East), :45.36.

Granville (Putnam Co.) relay men: Brian Harrison, Tom O'Connor, Jay North, and Steve Safranski.

A2

CLASS A

120-YARD HIGH HURDLES

Heat 1 -- 1. Brent Barth, Peru (St. Bede), :14.56; 2. Eric Miller, Homer, :14.57;
3. Cook Monroe, St. Anne, :14.99; 4. Mike Kump, Oregon, :15.45;
5. Rodney Brooks, Lebanon, :15.49; 6. Jeff Wissmiller, Colfax (Octavia),
:16.1; 7. Pat McGann, Pitsfield, :16.2; 8. Phil Lenard, Clay City, :16.50.

Heat 2 -- 1. Curtis Cooper, Gillespie, :14.90; 2. Laverne Barry, Morrison, :15.3
3. Jim Perry, Taylor Ridge (Rockridge), :15.4; 4. Larry Louis, Pickney-
ville, :15.6; 5. Loren Grace, Genoa (G.-Kingston), :15.8. 6. Scott
Jones, Winnebago, :15.8; 7. Reggie Johnson, Kankakee (McNamara), :16.4;
Sheldon Burget, Astoria, scratched.

Heat 3 -- 1. Mike Wirth, Manlius, :15.20; 2. Eric Tisdale, Riverton, :15.37;
3. Stan Fogelsong, Toulon, :15.39; 4. Billy Johnson, Mounds (Meridian)
(wind) :15.54; 5. Randy Murray, Arthur, :15.54; 6. Mark Weegar, Monmouth (H.S.),
:15.7; 7. Jim Williams, Monticello, :15.90; 8. Jeff Stevens, Carmi, :16.0.

Heat 4 -- 1. Jerry Michler, Marshall, :14.97; 2. John Molen, Virden, :15.10;
3. Ivan Peasley, Normal (University), :15.11; 4. Brian Schaunnessy,
Moosehart, :15.50; 5. Tim Hokestra, Palos Heights (Chicago Christian),
:15.47; 6. Mark Alt, Hoopeton-East Lynn, :15.70; 7. Rick Golick,
Tonica, :16.10; 8. Steve Pratt, Monmouth (H.S.), :16.20.

TOP TWO IN EACH HEAT QUALIFY FOR FINALS: 1. Brent Barth, Peru (St. Bede), :14.56;
2. Eric Miller, Homer, :14.57; 3. Curtis Cooper, Gillespie, :14.90; 4. Laverne
Barry, Morrison, :15.3; 5. Mike Wirth, Manlius, :15.20; 6. Eric Tisdale, River-
ton, :15.37; 7. Jerry Michler, Marshall, :14.97; 8. John Molen, Virden, :15.10.

100-YARD DASH

Heat 1 -- 1. Steve Safranski, Granville (Putnam Co.), :09.58; 2. Ben Lee,
Paxton, :10.0; 3. Brian Shawgo, Mason City, :10.3; 4. Von Dee Walker,
(wind 2.7)Madison, :10.4; 5. Jerry Frost, Edinburg, :10.4; 6. Marty Lafary,
Stronghurst (Southern), :10.50; 7. Kevin Killough, Aurora (Marmion)
:10.70; 8. Steve Range, South Beloit, :10.80.

Heat 2 -- 1. Jim Bruce, Chicago (University), :09.79; 2. Duane Johnson, Cairo,
:10.20; 3. Mike Shadley, Dunlap, :10.25; 4. Kevin Springer, Eureka,
(wind 3.4):10.35; 5. Kirk Maynard, Hampshire, :10.38; 6. Ken Nell, Rushville (H.S.),
:10.46; 7. Robert Davis, Winnebago, :10.80; 8. Mark Clark, Flora, :11.0.

Heat 3 -- 1. Terry Nettles, Greenfield, :10.13; 2. Shad Cooper, Mounds (Meridian),
:10.30; 3. Kevin Thompson, Galva, :10.31; 4. Jeff Acuff, Savanna, :10.43
5. Tim Yates, Camp Point (Central), NT; 6. Mike Simpson, Casey, :10.5;
7. Ivan Garner, Riverton, :10.50; 8. Randy Cherry, Atwood (A.-Hammond),
NT.

Heat 4 -- 1. Tom O'Connell, Decatur (St. Teresa), :10.25; 2. Charles Sykes, St.
Anne, :10.40; 3. Scott Armstrong, Blue Mound, :10.41; 4. Marty
Martino, Roanoke (Roanoke-Benson), :10.48; 5. Pat Dillon, Erie, NT;
6. Jim Pinchan, Chicago (Morgan Park Acad.), :10.50; 7. Gary
Duckworth, Lawrenceville, :10.70.

TOP TWO IN EACH HEAT QUALIFY FOR FINALS.

35

1976 IHSA BOYS STATE TRACK MEET

Prelims, Friday, May 28, 1976

O'Brien Field, Charleston

A 3

CLASS A

880-YARD RUN

~~Heat 1 -- 1. Dave Haag, Waterloo, 2:00.41; 2. Richard Heaton, Taylor Ridge (Rockridge), 2:00.6; 3. Ron Moore, Erie, 2:00.6; 4. Steve Denekas, Forrester, 2:01.8; 5. Brett Harder, Lawrenceville, 2:01.8; 6. Steve Brenneman, Delevan, 2:01.9; 7. Gary Brown, Elmwood, 2:09.2; 8. Robert Parrish, Ellettsville, 2:05.6; 9. Scott Morrow, Jay (Westmer), 2:06.46; 10. Brian Alden, Farmington (F. East), 2:06.8; 11. Gary Dungen, Elmwood, 2:09.2; 12. Robert Parrish, Ellettsville, 2:09.4; see heat 1 cont. below.~~

Heat 2 -- 1. Scott Bartelt, Polo, 1:58.59; 2. Ed Miller, Catlin, 1:59.85; 3. Mike Obert, Liberty, 2:01.3; 4. Steve Brown, Wheaton (St. Francis), 2:02.1; 5. Scott Zahnle, Fulton, 2:02.1; 6. Tim Tappendorf, Altamont, 2:02.4; 7. Matt Wakenight, Elmhurst (Immaculate Conception), 2:03.0; 8. David Miller, Anna (A.-Jonesboro), 2:04.1; 9. Sean Lowery, Tolono (Unity), 2:05.36; 10. Kevin Noller, Edinburg, 2:07.3; 11. Doug Dean, Maroa (M.-Forsyth), 2:07.67; 12. David Scales, Blue Mound, 2:08.4; Roger Tambling, Dwight, NT; Jim Brown, Kankakee (McNamara), NT; Harry Gudeman, Hoopston (East Lynn), NT; Tom Johnson, Paxton, NT.

~~TOP EIGHT TIMES QUALIFY FOR FINALS: 1. Scott Bartelt, Polo, 1:58.59; 2. Ed Miller, Catlin, 1:59.85; 3. Dave Haag, Waterloo, 2:00.41; 4. Richard Heaton, Taylor Ridge (Rockridge), 2:00.6; 5. Ron Moore, Erie, 2:00.6; 6. Mike Obert, Liberty, 2:01.3; 7. Steve Denekas, Forrester, 2:01.8; 8. Brett Harder, Lawrenceville, 2:01.8; 9. Steve Brenneman, Delevan, 2:01.9; 10. Steve Brown, Wheaton (St. Francis), 2:02.1; 11. Scott Zahnle, Fulton, 2:02.1; 12. Tim Tappendorf, Altamont, 2:02.4.~~

~~(Heat one of 880-yr. run with no times and no places for Frank Buyle, Gillespie, David Meine, Pinhook, Wild, Tom Beach, Bethany, Steve Stewart, Reebok (R. Benson), and Tom Green, Darings (Hancock Central).)~~

880-YARD RELAY

Heat 1 -- 1. Momence, 1:34.39; 2. Streator (Woodland), 1:35.7; 3. Tolono (unity), 1:36.2; 4. Eureka, 1:36.7; 5. Sparta, 1:37.61; 6. Stronghurst (Southern), 1:37.7; 7. Blue Mound, 1:39.0; Morrison, disqualified.

Heat 2 -- 1. Paxton, 1:32.65; 2. Carrollton, 1:33.3; 3. Colfax (Octavia), 1:36.0; 4. Carmi, 1:36.1; 5. 1:36.78; 6. Erie, 1:36.9; 7. Arthur, 1:37.4; 8. Oregon, 1:40.5.

Heat 3 -- 1. Farmington (F. East), 1:34.39; 2. St. Anne, 1:35.6; 3. Madison, 1:35.7; 4. Altamont, 1:36.7; 5. Astoria, 1:37.95; 6. Taylor Ridge (Rockridge), 1:40.1; Aurora (Harmion), NT; Jacksonville (ISD), NT.

Heat 4 -- 1. Melrose Park (Walther Lutheran), 1:34.68; 2. Buda-Sheffield (Western), 1:35.4; 3. Mounds (Meridian), 1:35.8; 4. Spring Valley (Hall), 1:36.2; 5. Monticello, 1:36.2; 6. Coal City, 1:37.4; 7. Rushville, 1:37.7; 8. Stillman Valley, 1:38.2.

TOP EIGHT TIMES QUALIFY FOR FINALS: 1. Paxton, 1:32.65; 2. Carrollton, 1:33.3; 3. Momence, 1:34.39; 4. Farmington (F. East), 1:34.39; 5. Melrose Park (Walther Lutheran), 1:34.68; 6. Buda-Sheffield (Western), 1:35.4; 7. St. Anne, 1:35.6; 8. Madison, 1:35.7; Streator (Woodland), 1:35.7.

36

1976 IHSA BOYS STATE TRACK MEET
Prelims, Friday, May 28, 1976

O'Brien Field, Charleston

44

CLASS A

CORRECTION FOR 880-YARD RUN--HEAT 1

1. Dave Haag, Waterloo, 2:00.01; 2. Frank Ruyle, Gillespie, 2:00.6; 3. Richard Heaton, Taylor Ridge (Rockridge), 2:00.65; 4. Ron Moore, Erie, 2:00.67; 5. Steve Denekas, Forreston, 2:01.8; 6. Brett Harder, Lawrenceville, 2:01.9; 7. Steve Brennenan, Delavan, 2:01.9; 8. Rich Anderson, Minooka, 2:05.6; 9. Scott Morrow, Joy (Westmer), 2:06.46; 10. Brian Elam, Farmington (F. East), 2:06.8; 11. Gary Duncan, Elmwood, 2:09.2; 12. Robert Farnish, Girard, 2:09.4; David Heinie, Pinckneyville, NT no place; Tony Rauch, Bethany, NT no place; Steve Steward, Roanoke (R.-Benson), NT no place; Tony Goetz, Carthage (Hancock Central), NT no place.

HEAT 2 of 880-yard run is accurate

TOP 12 TIMES QUALIFY FOR FINALS: 1. Scott Bartelt, Polo, 1:58.59; 2. Ed Miller, Catlin, 1:59.85; 3. Dave Haag, Waterloo, 2:00.01; 4. Frank Ruyle, Gillespie, 2:00.6; 5. Richard Heaton, Taylor Ridge (Rockridge), 2:00.65; 6. Ron Moore, Erie, 2:00.67; 7. Mike Obert, Liberty, 2:01.3; 8. Steve Denekas, Forreston, 2:01.8; 9. Brett Harder, Lawrenceville, 2:01.9; 10. Steve Brennenan, Delavan, 2:01.9; 11. Steve Brown, Wheaton (St. Francis), 2:02.1; 12. Scott Zahnle, Fulton, 2:02.1.

400-YARD DASH

Heat 1 -- 1. Mark Claypool, Maple Park (Kaneland), :49.36; 2. John Glosser, Toledo (Cumberland), :50.9; 3. Alan Fonner, Warrensburg (W.-Latham), :51.9; 4. ~~Chris Geerts-Morrison~~, 4. Mark Duncan, Toulon, :51.9; 5. Chris Geerts, Morrison, :51.9; 6. Mick Venegas, Peru (St. Bede), :52.5; 7. Brian Wright, LeRoy, :56.5; 8. Jay Wessler, Concord (Triopia), NT.

Heat 2 -- 1. Harvey Thomas, Lebanon, :49.95; 2. Tom Parrent, Fairfield, :51.7; 3. Roland Cooper, Broadlands (ABL), :51.9; 4. Jeff Glenn, Sparta, :52.4; 5. Chet Marcum, Pearl City, :52.63; 6. Terry Twitchell, Carthage (Hancock Central), :54.6; 7. Perry Range, South Beloit, :54.7; 8. Rick Norris, Pecatonica, NT.

Heat 3 -- 1. Tom O'Connor, Granville (Putnam Co.), :50.1; 2. Rich Norman, Lebanon, :50.8; 3. Al Kennedy, Chicago (Luther South), :51.0; 4. Jay Murphy, Bridgeport (Red Hill), :52.4; 5. Joe Carper, Buda-Sheffield (Western), :53.1; 6. Mark Porter, Petersburg (Porta), :54.2; 7. Jim Sutton, Delavan, :54.5; 8. Garry Hofeldt, Melrose Park (Walther Lutheran), NT.

Heat 4 -- 1. Perry Holliday, Mokenca, :49.64; 2. Steve Baker, Abingdon, :50.3; 3. Frank Roth, Pana, :52.0; 4. Ron Wolter, Sparta, :52.8; 5. Dave Roberts, London Mills (Valley), :53.72; 6. Greg Huffaker, Lewistown, :54.0; 7. Dave Seibring, Clifton (Central), :54.5

TOP 8 TIMES QUALIFY FOR FINALS: 1. Mark Claypool, Maple Park (Kaneland), :49.36; 2. Perry Holliday, Mokenca, :49.64; 3. Harvey Thomas, Lebanon, :49.95; 4. Tom O'Connor, Granville (Putnam Co.), :50.1; 5. Steve Baker, Abingdon, :50.3; 6. Rich Norman, Lebanon, :50.8; 7. John Glosser, Toledo (Cumberland), :50.9; 8. Al Kennedy, Chicago (Luther South), :51.0.

37

1976 IHSA BOYS STATE TRACK MEET

Friday, May 28, 1976

O'Brien Field, Charleston

CLASS A

~~SHOT PUT~~

DISCUS THROW

A5

Qualify top eight for finals

Flight No. 1 -- (North field), 1. Scott Krey, Farmington (F. East), 45-5; 2. Bill Harris, Glasford (Illini Bluffs), 140-4; 3. Eric Fabert, Arthur, 138-10; 4. Dan Connelly, Chatham (Glenwood), 132-3; 5. Dave Hunt, San Jose, 129-10; 6. Ken Goodwin, Industry, 129-2; 7. Eric Slotter, Watseka, 128-2; 8. Rod Seggebruch, Cissna Park, 127-10.

Flight No. 1 -- (South Field), 1. Jeff Cordes, Oregon, 139-5; 2. Greg Hoffman, Carmi, 139-3; 3. James Williams, Mounds (Meridan), 138-5; 4. Reg Pohlman, Carrollton, 136-3; 5. Danny Beasley, DuQuoin, 131-2; 6. Al Weaver, Casey, 126-5; 7. Dale Majcina, Marseilles, 124-7; Jules Guimard, Jacksonville (ISD), did not appear.

Flight No. 2 -- (North Field) 1. Steve Thompson, Mahomet (M.-Seymour), 155-5; 2. Cliff Dunn, Chicago (Luther South), 148-10; 3. Dan Hohl, Sherrard, 145-2; 4. Mike Jorgensen, Maple Park (Kaneland), 143-6; 5. Dennis Drinan, Dwight, 142-10; 6. Jim Brace, Stillman Valley, 141-4; 7. Calvin Eigsti, Buda-Sheffield (Western), 136-11; and 8. Scott Hamilton, Beardstown, 136-2.

Flight No. 2 -- (South Field) 1. Keith McNight, Clay City, 138-3; 2. John McQuade, Maple Park (Kaneland), 138-3; 3. Pat Dorothy, Tampico, 134-7; 4. Mark Blackburn, Monticello, 133-0; 5. Dave Walker, Yorkville, 125-10; 6. Steve Ulrich, Eureka, 125-2; 7. Mark Stanton, Trenton (Wesclin), 125-1; 8. Jeff Kelly, Sterling (Newman), 124-11.

QUALIFY FOR FINALS: Steve Thompson, Mahomet (M.-Seymour), 155-5; Cliff Dunn, Chicago (Luther South), 148-10; Scott Krey, Farmington (East), 145-5; Dan Hohl, Sherrard, 145-2; Mike Jorgensen, Maple Park (Kaneland), 143-6; Dennis Drinan, Dwight, 142-10; Jim Brace Stillman Valley, 141-4; and Bill Harris, Glasford (Illini Bluffs), 140-7.

In Flight No. 1, North Field, Scott Krey, Farmington (F. East), throw was 145-5.

38

1976 IHSA BOYS STATE TRACK MEET
Prelims, Friday, May 28, 1976 O'Brien Field, Charleston

AB

CLASS A

220-YARD DASH

Heat 1 -- 1. Steve Safranski, Granville, (Putnam Co.), :22.22; 2. Terry Nettles, Greenfield, :23.0; 3. Dennis Gay, Savanna, :23.6; 4. Kevin Thompson, Galva, :23.7; 5. Andy Brandstatter, San Jose, :23.73; 6. Kevin Killough, Aurora (Marxion), :23.9; 7. Rick Short, Farmer City-Mansfield, :24.0; 8. Robert Davis, Winnebago, :24.4.

Heat 2 -- 1. Steve Gahlbeck, Burlington (Central), :23.0; 2. Ernest McCain, Palos Hts. (Chicago Christian), :23.0; 3. Duane Johnson, Cairo, :23.5; 4. Dave Hartz, Buda-Sheffield (Western), :23.6; 5. Tom Parrent, Fairfield, :23.9; 6. Robert Baatz, Stillman Valley, :24.2; 7. Mike Simpson, Casey, :24.4; 8. Doug Shipman, Carthage (Hancock Central), :24.4.

Heat 3 -- 1. Rich Norman, Lebanon, :22.82; 2. Steve Karr, Mahomet (M.-Seymour), :22.95; 3. Scott Armstrong, Blue Mound, :23.0; 4. Jim Verhulst, Prophetstown, :23.1; 5. Bobby Hart, Manteno, :23.15; 6. Shad Cooper, Mounds (Meridian), :23.3; 7. Mike Fiorillo, Paxton, :23.5; 8. Mark Porter, Petersburg (Porta), :24.5

Heat 4 -- 1. Tom O'Connor, Granville (Putnam Co.), :22.45; 2. Ben Lee, Paxton, :22.51; 3. Marty Martino, Roanoke (Roanoke-Benson), :22.6; 4. Steve Baker, Abingdon, :23.1; 5. Jay Murphy, Bridgeport (Red Hill), :23.1; 6. Ivan Garner, Riverton, :23.5; 7. Tom O'Connell, Deatur (St. Teresa), :23.7; 8. Mike Shadley, Dunlap, :23.7.

TWO QUALIFY FROM EACH HEAT : 1. Steve Safranski, Granville (Putnam Co.), :22.22; 2. Terry Nettles, Greenfield, :23.0; 3. Steve Gahlbeck, Burlington (Central), :23.0; 4. Ernest McCain, Palos Hts. (Chicago Christian), :23.0; 5. Rich Norman, Lebanon, :22.82; 6. Steve Karr, Mahomet-Seymour), :22.95; 7. Tom O'Connor, Granville (Putnam Co.), :22.45; 8. Ben Lee, Paxton, :22.51.

330-YARD LOW HURDLES

Heat 1 -- 1. Brent Barth, Peru (St. Bede), :38.96; 2. Michael Terrell, Madison, :39.5; 3. Kirk Sheckler, Farmington (P.-East), :39.97; 4. Mike Tindall, Chester, :40.1; 5. Ken Woods, Waverly, :40.36; 6. Jerry Michler, Marshall, :41.2; 7. Mike Talkington, Normal (University), :41.6; 8. Stan Fogelsohn, Toulon, :41.6.

Heat 2 -- 1. Scott Smith, Polo, :39.63; 2. Cook Monroe, St. Anne, :40.1; 3. Jim Wimmerstead, Orion, :40.1; 4. Joe Snyder, Robinson, :40.8; x. Laverne Barry, Morrison, nt, no place; Rick Volgeler, Watertown, NT, no place; Sam Tucker, Blue Mound, did not finish, Jim Niebur, Pittsfield, NT no place.

Heat 3 -- 1. Terry Gateley, Clifton (Central), :39.76; 2. Tom Bylik, Elgin (St. Edwar), :40.3; 3. Mike Ross, Forreston, :40.3; 4. Jim Hovis, Altamont, :41.6; 5. Travis Linkeman, Mt. Sterling (Brown County), :41.7; 6. Reggie Johnson, Kankakee (McNamara), :41.7; Rich Golick, Tonica, did not finish.

39

1976 IHSA BOYS STATE TRACK MEET

Friday, May 28, 1976

O'Brien Field, Charleston

CLASS A
LONG JUMP

A7

Qualify top 8 to finals

Flight No. 1 -- 1. Mike Shadley, Dunlap, 20-10; 2. Craig Male, Gardner (G.-S. Wilmington), 20-7½; 3. Russell Thomas, Toledo (Cumberland), 20-6½; 4. Jeff Athey, Marshall, 20-5; 5. Reggie Johnson, Kankakee (McNamara), 20-4; 6. Dave Borman, Danville (Schlarman), 20-0½; 7. Willie Long, South Beloit, 20-0½; 8. Craig Woolcock, Stockton, 19-10½; 9. Rodney Brooks, Lebanon, 19-7½; 10. Larry Kettler, Fulton, 19-4; 11. Paul Beeler, Raymond (Lincolnwood), 18-8½; 12. Scott Shefer, Chatsworth, 17-7.

Flight No. 2 -- 1. Mark Claypool, Maple Park (Kaneland), 21-4½; 2. Alan Pond, Liberty, 21-1; 3. Mike Kump, Oregon, 20-3½; 4. Steve Karr, Mahomet (M.-Seymour), 19-10; 5. Ted Stites, Effingham (St. Anthony), 19-9; 6. Mike Tyson, Metropolis, 19-7½; 7. Cliff Douglass, Chicago (Francis Parker), 19-5½; 8. Larry Karcher, McLeansboro, 19-3; 9. Darnell Bulliner, Sparta, 18-10.

Flight No. 3 -- 1. Steve Safranski, Granville (Putnam County), 23-3½; 2. Michael Billington, Saunemin, 21-5½; 3. Dave Hartz, Buda Western, 20-11½; 4. Bob Knapp, Knoxville, 20-9; 5. Jeff King, Princeville, 19-11; 6. John Molen, Virden, 19-9½; 7. Joe Thurmond, Mackinaw (Dear Creek-M.), 19-8½; 8. Murray Reynolds, Rushville, 19-5½; 9. John Manley, Williamsville, 19-4. Dan Jeffers, Rochester, did not appear.
NEW CLASS A RECORD: Old Record 22-11 by Steve Safranski, Granville (Putnam County), 1975 (Prelims).

QUALIFY FOR FINALS: Steve Safranski, Granville (Putnam County), 23-3½; Michael Billington, Saunemin, 21-5½; Mark Claypool, Maple Park (Kaneland), 21-4½; Alan Pond, Liberty, 21-1; Dave Hartz, Buda Sheffield (Western), 20-11½; Mike Shadley, Dunlap, 20-10; Bob Knapp, Knoxville, 20-9; and Craig Male, Gardner (G.-S. Wilmington), 20-7½.

1976 IHSA BOYS STATE TRACK MEET
Prelims, Friday, May 28, 1976

O'Brien Field, Charleston

A8

CLASS A

330-Yd Low Hurdles cont.

Heat 4 -- 1. Eric Miller, Homer, :38.59; 2. Mike Wirth, Manlius, :39.7; 3. Curtis Cooper, Gillespie, :39.9; 4. Mark Koester, Red Bud, :41.5; 5. Tom Bosch, Broadlands (ABL), :41.6; 6. Paul Torstrick, Manteno, :42.8; Joe Thurmond, Mackinaw (Deer Creek-M.), NT, no place; John Lestina, Jacksonville (ISD), NT, no place.

TOP 8 TIMES QUALIFY FOR FINALS: 1. Eric Miller, Homer, :38.59; 2. Brent Barth, Peru (St. Bede), :38.96; 3. Michael Terrell, Madison, :39.5; 4. Scott Smith, Polo, :39.63; 5. Mike Wirth, Manlius, :39.7; 6. Terry Gateley, Clifton (Central), :39.76; 7. Curtis Cooper, Gillespie, :39.9; 8. Kirk Sheckler, Farmington (F.-East), :39.97.

MILE RUN

Heat 1 -- 1. Reo Rorem, Gilman, 4:22.5* 2. Mark Capelle, Highland (St. Paul), 4:30.7; 3. Gregg Grubb, Stillman Valley, 4:33.1; 4. Stanley Oliver, Metropolis, 4:33.2; 5. Ernie Linares, Hoopeston (East Lynn), 4:34.4; 6. Dave James, Pleasant Plains, 4:37.1; 7. Joe Moore, Camp Point (Central), 4:38.5; 8. Jeff Duckworth, San Jose, 4:43.6; 9. Jeff Brower, Zeigler (Z. Royalton), 4:45.0; 10. Don Williams, Tuscoo, 4:45.5; 11. Don Schmid, Fairbury (F.-Cropsey), 4:47.0 12. John Plummer, Toledo (Cumberland), 4:54.0; Greg Hogg, Lebanon, NT, no place; Pat McKarnen, Girard, NT, no place; Jay Wolf, Erie, NT, no place; Mike Obert, Liberty, NT, no place.

Heat 2 -- 1. John Isbell, Farmington (F. East), 4:23.65; 2. Dave Derdeyn, Richmond (R.-Burton), 4:24.3; 3. Doug Drogemuller, Winnebago, 4:28.4; 4. Brad Fryer, Elmwood, 4:29.6; 5. Rich Nayer, Chicago (University), 4:30.9; 6. Roger Mohr, Broadlands (ABL), 4:32.9; 7. Tom Clennon, Minooka, 4:36.0; 8. Matt Wakenight, Elmhurst (Immaculate Conception), 4:36.0; 9. John Riely, Minonk (M.-Dana-Rutland), 4:36.6; 10. Cole Carson, Aledo, 4:42.0; 11. Rick Hageman, Henry (H.-Senachwine), 4:42.8; 12. Harry Rayhel, Marshall, 4:44.8; Mark Builta, Ellsworth (Tri-Valley) NT, no place; Jeff Wiess, Effingham (St. Anthony) NT, no place; Leroy Zelnert, Norris City (N.C.-Omaha), NT, no place. Randy Sharer, Prophetstown, NT, no place.

TOP 12 TIMES QUALIFY FOR THE FINALS: 1. Reo Rorem, Gilman, 4:22.5; 2. John Isbell, Farmington (F. East), 4:23.65; 3. Dave Derdeyn, Richmond (R.-Burton), 4:24.3; 4. Doug Drogemuller, Winnebago, 4:28.4; 5. Brad Fryer, Elmwood, 4:29.6; 6. Mark Capelle, Highland (St. Paul), 4:30.7; 7. Rich Nayer, Chicago (University), 4:30.9; 8. Roger Mohr, Broadlands (ABL), 4:32.9; 9. Gregg Grubb, Stillman Valley, 4:33.1; 10. Stanley Oliver, Metropolis, 4:33.2; 11. Ernie Linares, Hoopeston (East Lynn), 4:34.4; Tom Clennon, Minooka, 4:36.0; 13. Matt Wakenight, Elmhurst (Immaculate Coception), 4:36.0

* RECORD--Reo Rorem, Gilman, 4:22.5 betters old mark of 4:22.53 by Mark Johnson, Mahomet-Seymour, 1975 (Prelims).

411

1976 IHSA BOYS STATE TRACK MEET

Friday, May 28, 1976

O'Brien Field, Charleston

CLASS A
SHOT PUT

Qualify top eight to finals

Flight No. 1 -- 1. Kevin Windett, Mt. Morris, 48-2; 2. Roy Brucker, Melvin-Sibley, 47-6 3/4; 3. James Williams, Mounds (Meridian), 47-5 1/4; 4. Dennis Drinan, Dwight, 47-4 1/4; 5. Dennis Cory, Carrollton, 46-10 1/4; 6. Art Zimmerman, Marseilles, 46-8 3/4; 7. James Bertoldo, Kincaid (South Fork), 45-7; 8. Ira Jefferson, Momence, 45-0; 9. Jeff Jarvis, Manteno, 43-11; 10. Chuck Hardesty, Neoga, 43-8 3/4; Steve Onion, Industry, scratched.

Flight No. 2 -- 1. Jeff Welch, Woodhull (Alwood), 55-8 1/4; 2. Scott Krey, Farmington (East), 55-3 1/4; 3. Mel Blaser, Taylor Ridge (Rockridge), 53-2 3/4; 4. Gary Swaney, Catlin, 52-9 1/4; 5. Tim Miller, Kincaid (South Fork), 52-4; 6. Charles Krutsinger, Flora, 51-10-3/4; 7. Robin Bone, Vandalia, 49-11 1/4; 8. Judd Short, LeRoy, 49-5; 9. Randy Reynolds, Georgetown, 46-3 1/4.

Flight No. 3 -- 1. Mike Jorgensen, Maple Park (Kaneland), 52-10 1/4; 2. Jim Brace, Stillman Valley, 52-6; 3. Pat Dorothy, Tampico, 51-9; 4. Steve Heff, Galena, 50-5; 5. Gerald Lowe, Avon, 49-1 1/4; 6. Chuck Tuggle, Paxton, 48-9 1/4; 7. Bill Farb, Popular Grove (North Boone), 48-6; 8. Jeff Clements, Mt. Pulaski, 48-3 1/4; 9. William Bell, Virginia, 47-2 1/4; 10. Ronnie Cole, Arthur, 47-1; 11. Jim Brummett, Gillespie, 45-11; 12. Mike Bush, Carterville, 44-0 3/4.

QUALIFY FOR FINALS: Jeff Welch, Woodhull (Alwood), 55-8 1/4; Scott Krey, Farmington (East), 55-3 1/4; Mel Blaser, Taylorridge (Rockridge), 53-2 3/4; Mike Jorgensen, Maple Park (Kaneland); Gary Swaney, Catlin; Jim Brace, Stillman Valley, 52-6; Tim Miller, Kincaid (SR.) and Charles Krutsinger, Flora.

A9

A21

1976 IHSA BOYS STATE TRACK MEET

Friday, May 28, 1976

O'Brien Field, Charleston

CLASS A
HIGH JUMP

A 10

Top eight qualify for finals

Flight No. 1 -- Lonnie Hewitt, Buda-Sheffield (Western), 6-3; Chuck Shockey, Seneca, 6-3; Bob Morgan, Elgin (St. Edward), 6-3; Rodney Brooks, Lebanon, 6-3; Fred Brown, Genoa (G.-Kingston), 6-3; Shane Milroy, Toulon, 6-2; Mark Stockwell, Chester, 6-2; Ken Rich, Genoa (G.-Kingston), 6-2; Mike Kump, Oregon, 6-0; Paul Garbe, Maple Park, (Kaneland), 5-10; Roy Hutchcraft, McLeansboro and Chuck Haynes, Red Bud, did not clear starting height.

Flight No. 2 -- Scott Groom, Streator (Woodland), 6-3; Jay Allen, Normal (University), 6-3; Jim Nagel, Fulton, 6-2; Joel Hild, LaMoille, 6-2; Jack Hardy, Chicago (Luther South), 6-2; John Molen, Virden, 6-0; Jim Nolen, Blue Mound, 6-0; Rick Wetzel, Colchester, 6-0; Bill Meredith, Waterman, 6-0; Dave Wilken, St. Joseph (S.J.-Ogden), 5-10; Bob Devine, Watseka, 5-10; Rich Norman, Lebanon did not appear.

Flight No. 3 -- Scott Swegel, Neoga, 6-3; Mark Dean, Minooka, 6-0; Rich Norman, Lebanon, 6-0; Jim Rebholz, Chatsworth, 5-10; John Dodd, Homer, 5-10; Willie King, Peoria Heights, 5-10; Steve Phelps, Stockton, 5-10; Kent Gordon, Abingdon, Tom Burke, Normal (University), Joe Allen, Divernon, and Marty Briney, Rushville failed to clear starting height.

QUALIFY FOR FINALS: Scott Swegel, Neoga; Scott Groom, Streator (Woodland); Jay Allen, Normal (University); Lonnie Hewitt, Buda-Sheffield (Western), Chuck Shockey, Seneca; Bob Morgan, Elgin (St. Edwards); Rodney Brooks, Lebanon; and Fred Brown, Genoa (G.-Kingston).

Prelims, Friday, May 28, 1976

1976 IHSA BOYS STATE TRACK MEET

O'Brien Field, Charleston

CLASS A

MILE RELAY

AA 11

Heat 1 -- 1. Maple Park (Kaneland), 3:27.02; 2. Trenton (Wesclin), 3:30.9;
3. Minooka, 3:31.0; 4. Forreston, 3:33.2; 5. Arthur, 3:34.5; 6. Tou-
lon, 3:35.7; 7. Monmouth (H.S.), 3:37.0 8. Eureka, 3:47.0.

Heat 2 -- 1. Momence, 3:26.68; 2. Polo, 3:30.8; 3. Viola, 3:33.9; 4. Sparta,
3:37.4; 5. Erie, 3:38.5; 6. Farmington (F. East), 3:39.3; 7. Broad-
lands (ABL), ~~3:40.7~~ 3:40.7; 8. Melrose Park (Walther Lutheran), 3:46.1.

Heat 3 -- 1. Mahomet-Seymour, 3:30.02; 2. St. Anne, 3:31.3; 3. Carmi, 3:31.3;
4. Freeburg, 3:37.8; 4. 5. Lewistown, 3:38.0; 6. Anna (A.-Jonesboro),
3:38.7; 7. Chatham (Glenwood), 3:40.0. Clifton (Central) scratched.

Heat 4 -- 1. Altamont, 3:32.57; 2. Fulton, 3:33.2; 3. Spring Valley (Hall),
3:34.09; 4. Colfax (Octavia), 3:35.4; 5. Casey, 3:37.5; 6. Gran-
ville (Putnam Co.), 3:45.3; Pittsfield and Concord (Triopia) scratched.

TOP 8 TIMES QUALIFY FOR THE FINALS: 1. Momence, 3:26.68; 2. Maple Park (Kaneland),
3:27.02; 3. Mahomet-Seymour, 3:30.02; 4. Polo, 3:30.8; 5. Trenton (Wesclin), 3:30.9;
6. Minooka, 3:31.0; 7. St. Anne, 3:31.3; 8. Carmi, 3:31.3.

A12

1976 INSA BOYS STATE TRACK MEET

Friday, May 28, 1976
CONDITIONS: Wet

O'Brien Field, Charleston

CLASS A
POLE VAULT

Qualify top 8 for finals

Flight No. 1 -- Jerry Champlain, Stillman Valley, 12-9; Mark Weegar, Monmouth (H.S.), 12-9; Jerry Rohn, Beardstown, 12-9; Randy Cherry, Atwood (Atwood-Hammond), 12-9; Jack Montgomery, Toledo (Cumberland), 12-9; Dave Romein, St. Anne, 12-9; Sam Moore, Eureka, 12-9; Matt Barsic, Maple Park (Kaneland), 12-9; Bob Silver, St. Joseph (Ogden), 12-3; Randy Coleman, Virden; 11-0. Randy Verkler, Watseka and Rick Legner Normal (Uni.) failed to clear starting height.

Flight No. 2 -- Brad Scanlon, Monmoluth (H.S.) 12-9; Charles Coffey, Stillman Valle- 11-9; Rick Hakes, Minonk-Dana-Rutland 11-9; John Oksas, Maple Park (Kaneland), 12-3; Kevin Brown, Carmi 11-9; Don Himman, Flora DNP; Steve Phelps, Stockton, 12-9; Tim Christ, Tampico 12-3; Chris Moran, Trenton (Wesclin) 12-3; Stan Presson, Waterloo, 12-3; Steve Wesch, Arcola DNP, Dan Oltman, Roanoke-Benson, 12-9.

Flight No. 3 -- Perry Walsh (Kankakee Westview) 12-3; Alvin Penny (Sparta) 12-3; Steve Schroll (Chatham Glenwood) 11-9; Tom Hisey (Joy Westmar) 11-9; Bill Haynes (Red Bud) 11-9; Chi Kovel (Minooka) no height; Randy Quantstrom (Galva) no height; Gary Butler (Pittsfield) no height.

QUALIFIERS FOR FINALS

Jerry Champlain (Stillman Valley), Mark Weegar (Monmouth), Jerry Rohn (Beardstown), Randy Cherry (Atwood-Hammond), Jack Montgomery (Toledo Cumberland), Dave Romein (St. Anne), Sam Moore (Eureka), Matt Barsic (Maple Park Kaneland), Brad Scanlon (Monmouth). All had 12-9.

45

