

7th Annual Class A & Class AA

87th Year of Statewide Series



BOYS TRACK & FIELD

State Final Meet



OFFICIAL PROGRAM: \$1.00

Friday-Saturday
May 22-23, 1981
O'Brien Stadium (EIU)
Charleston, Il.



Meet the



Board of Directors



JOSEPH J. SIRCHIO
Chicago (Steinmetz)
Division 1
President



JOHN DOWLING
Watseka
Division 5
Vice President



CHARLES SMITH
Flossmoor
(Homewood-Flossmoor)
Division 3
Secretary



RAYMOND COLLIER
Aurora (East)
Treasurer
Appointed By Board



GAIL BORTON
West Frankfort
(Frankfort)
Division 7
Director



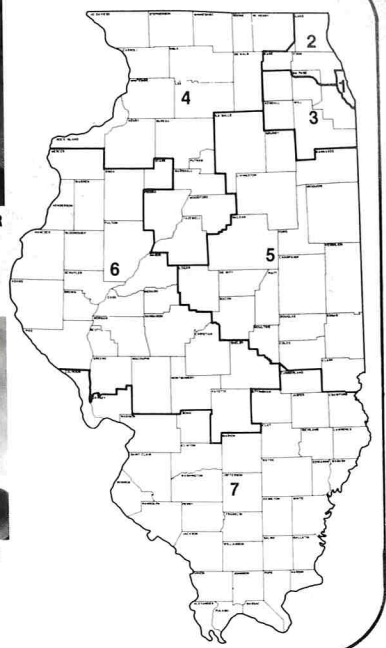
NICHOLAS T. MANNOS
Skokie (Niles West)
Division 2
Director



DAVID TURNER
Petersburg (Porta)
Division 6
Director



WILLIAM B. YEMM
Sterling (H.S.)
Division 4
Director



Col. Jack D. May Named Honorary Referee

Retired Army Col. Jack D. May of Urbana, who will work his 28th straight Boys State Final Track Meet as a volunteer member of the officials crew this year, will be honored before the start of the finals in the 87th boys meet Saturday as its Honorary Referee.

A graduate of the University of Illinois, Col. May attended Urbana High School and participated in wrestling. For nine years he served that school district as a member of the Board of Education, and for his contributions to the district as an athlete and athletic official he was named to the Urbana High School Hall of Fame in 1968. He also served for nearly 20 years as President and/or Field Secretary of the "U" Club Alumni Association.

Col. May is a registered U.S. Track and Field Federation official and has officiated at 11 IHSA State Cross Country Meets in addition to the 28 Boys State Final Track Meets. He has officiated in three Big Ten Meets and two NCAA National Championships. He is a past vice president of the Illini Striders Track Club.

The winner of numerous military and civic awards, Col. May currently serves as the coordinator of Senior Citizen Programs for the Urbana Park District.

In recent years Col. May has served as a timer at the Boys State Track Meet.



Col. JACK D. MAY
Urbana
Honorary Referee

Honor Roll of Honorary Referees

Following is a list of the men who have been Honorary Referees since 1960:

- 1960—Robert S. Woodruff, Oak Park
- 1961—Shelby Himes, Urbana
- 1962—Harry Hill, Gridley
- 1963—C. L. Harriss, Carlyle
- 1964—Clarence East, Elmhurst
- 1965—Milt F. Sprunger, Washington
- 1966—Ross Anderson, Oak Park
- 1967—Emil G. "Heinie" Schultz, Evanston
- 1968—W. W. Downing, East St. Louis
- 1969—Roy S. Anderson, Lincoln
- 1970—Jim Evers, Centralia
- 1971—A. G. "Frenchie" Haussler, Peoria
- 1972—Leo L. Singer, Waukegan
- 1973—Harry E. Gaines, Mattoon
- 1974—Harold G. Monilaw, LaGrange
- 1975—Clarence B. "Babe" Pierce, Sparta
- 1976—John S. Gill, Elmhurst
- 1977—Eugene (Gene) Armer, Urbana
- 1978—Roy Gummerson, Oak Park
- 1979—Ira Scott, Naperville
- 1980—George Dekan, Carol Stream
- 1981—Jack D. May, Urbana

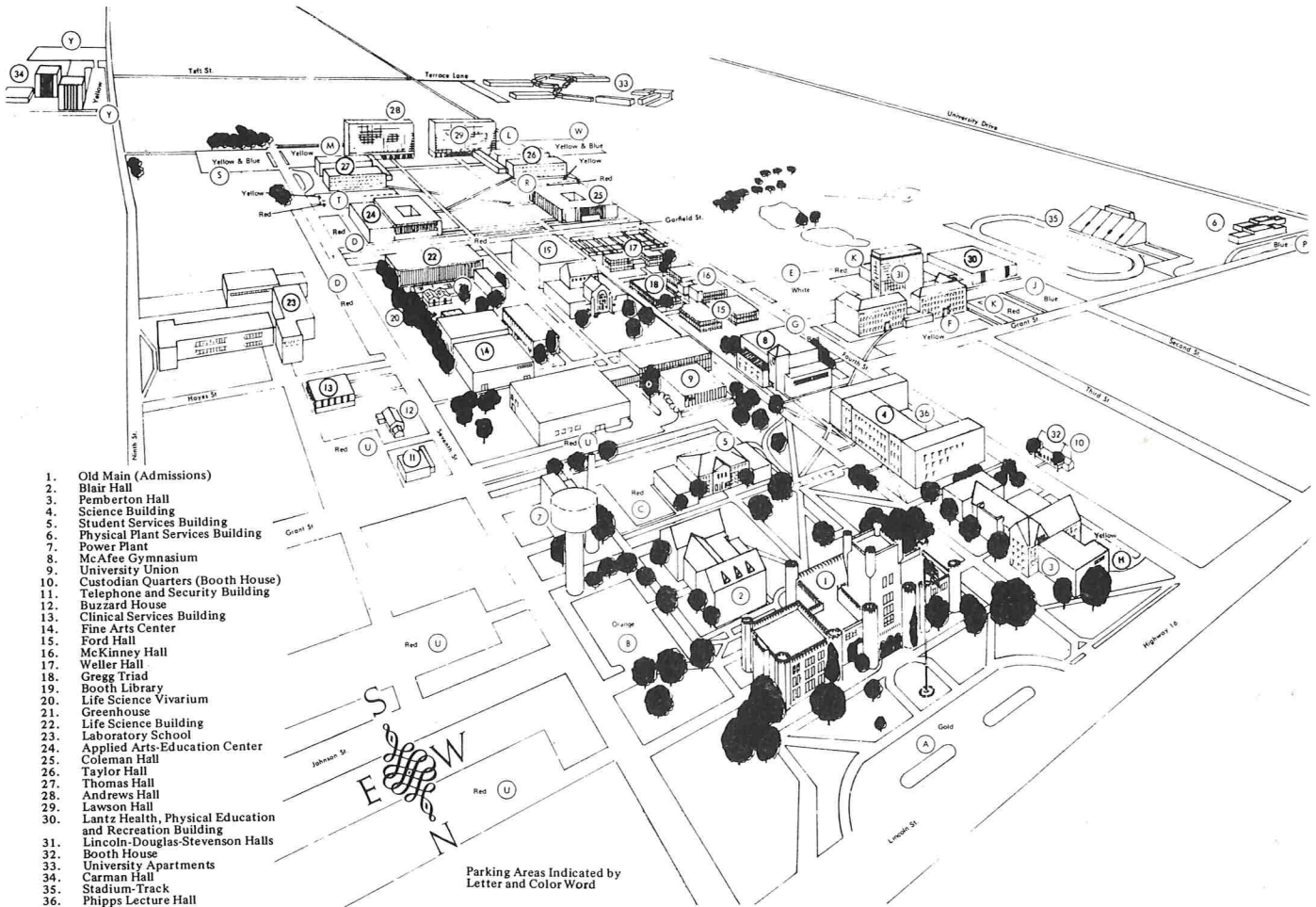
Charting the Class A Districts

Site	No. Schools Assigned	No. Schools Advancing to State Final	Total Advancing Competitors
Anna (A. Jonesboro)	22	16	44
Carthage (Hancock Central)	18	12	41
Clinton	26	14	41
Coal City	20	11	40
Erie	20	12	38
Lisle (Sr.)	28	16	45
McLeansboro	22	10	39
Monmouth (H.S.)	22	13	42
Monticello	28	18	46
Oregon	25	18	48
Pittsfield	24	11	43
Plano	24	11	39
Robinson	23	10	39
Rochester	28	16	45
Sherrard	22	12	41
Watseka	26	10	39
Totals	378	210	670

Charting the Class AA Districts

Site	No. Schools Assigned	No. Schools Advancing to State Final	Total Advancing Competitors
Belleville (East)	18	12	56
Blue Island (Eisenhower)	19	16	71
Country Club Hills (Hillcrest)	19	15	85
Darien (Hinsdale South)	21	12	76
Decatur (Stephen Decatur)	15	12	49
Evanston (Twp.)	16	15	54
Hoffman Estates (Conant)	17	14	53
Murphysboro	14	8	42
Naperville (Central)	19	15	58
Peoria (H.S.)	20	15	58
Rockford (Boylan)	19	13	46
Sterling (H.S.)	14	11	60
Wheaton (W.-Warrenville)	19	15	65
Zion (Z.-Benton)	19	12	48
Chicago Public League	64	26	89
Totals Statewide	313	211	910
Totals	691	421	1580

'Welcome To Our Campus'



1. Old Main (Admissions)
2. Blair Hall
3. Pemberton Hall
4. Science Building
5. Student Services Building
6. Physical Plant Services Building
7. Power Plant
8. McAfee Gymnasium
9. University Union
10. Custodian Quarters (Booth House)
11. Telephone and Security Building
12. Buzard House
13. Clinical Services Building
14. Fine Arts Center
15. Ford Hall
16. McKinney Hall
17. Weller Hall
18. Gregg Triad
19. Booth Library
20. Life Science Vivarium
21. Greenhouse
22. Life Science Building
23. Laboratory School
24. Applied Arts-Education Center
25. Coleman Hall
26. Taylor Hall
27. Thomas Hall
28. Andrews Hall
29. Lawson Hall
30. Lantz Health, Physical Education and Recreation Building
31. Lincoln-Douglas-Stevenson Halls
32. Booth House
33. University Apartments
34. Carman Hall
35. Stadium-Track
36. Phipps Lecture Hall


Parking Areas Indicated by Letter and Color Word

It gives me great pleasure to extend greetings to you for one of the showcase events of this state, the annual Illinois High School Association State Track and Field Meet.

It has become a tradition for this University to host many outstanding IHSA championship events, and we are pleased that you have an opportunity to utilize the fine facilities here at Eastern Illinois University.

Now that the championship has been divided into two classes, I offer my congratulations to an even greater number of young people who, through self-discipline and hard work, have qualified to compete this weekend.

Eastern Illinois University is your campus, and I hope that you will have an opportunity to tour it while you are here. Please visit us often, and my best wishes to everyone for a successful meet.



DANIEL E. MARVIN, JR.,
President

DANIEL E. MARVIN, JR.,
President



EIU State Final Hosts



R.C. JOHNSON
Athletic Director



RON PAAP
Associate AD



JOAN SCHMIDT
Associate AD



NEIL MOORE
Asst. Boys Mgr.



CHERYL BIRKHEAD
Girls Trainer



ROB DOYLE
Boys Trainer



TOM WOODALL
Asst. Meet Mgr.



DAVE KIDWELL
Sports Info. Dir.



RUSS WALTRIP
Equip. Mgr.

Personnel Working This Year's Boys Meet

Honorary Referee: Jack May, Urbana
Referee: Walter Elmore, Charleston
Starter: Glen Hamilton, Pinckneyville

Assistant Starters:

Ron Helberg, Glenview
Jerry Parsons, Monticello

Clerk of Course: Bill Brandvold, Mattoon

Assistant Clerks of Course:

Ralph Krupke, Roselle
Alec Rexroat, Oak Park
Terry Vana, Forest Park

Relay Clerks: William Anderson, Rantoul

Bob Hout, Newton
Robert Polson, Palos Park
Elmer Smith, Neoga

Accutrack Personnel:

George Pawlik, Aurora
John Polka, Oak Park

Accutrack Film Readers:

Edward Key, Chicago
Larry Wieczorek, Lombard

Head Finish Judges:

Chic Anderson, Palatine
Carlin Nalley, Lisle

Finish Judges:

Greg Bodden, Barrington
John Davis, Glenview
Joe Gross, Clarendon Hills
Chuck Harnish, Orland Park
Mark A. Jostes, Moweaqua
Jim Lewis, St. Louis, MO.
Ed Madix, Decatur
John Paul, Dundee
Dick Percival, Urbana
Al Ratcliff, Palatine
Richard Raub, Springfield
James Schaive, Ottawa
John Selke, Schaumburg
Tom Slack, Naperville
James Southworth, Marion
Dick Tharp, Normal
Don Vandersnick, Lincoln
Gary Scholz, Schaumburg

Head Timers: Charlie Feutz, Schaumburg

Richard Welty, Palatine

Assistant Head Timer:

Gene McFarland, Charleston

Timers: John Allwood, Riverside

Frank Chiodo, Normal
Joe Devine, Orland Park
Melvin Everly, Winnetka
Pascal Gilmore, Libertyville
Allen Goodman, Schaumburg
Bob LaCroix, Peoria
Jerry McGuire, Chicago
Jack May, Urbana
Al Meyer, Joliet
D. Brewster Parker, Lincoln
Dave Pasquini, Wheeling
Frank Pitol, Collinsville
Tony Sacco, River Forest
Vernon Sprehe, Rushville
Taylor Thomas, Urbana

Head Curve & Exchange Inspector:

Francis Kite, Riverside

Assistant Head Curve & Exchange Inspector:

James E. Johnson, Charleston

Curve & Exchange Inspectors:

Max Akerman, Wheaton
David Brooks, Oak Park
Tom Filippini, Palatine
Art Frazier, Chester
R. B. Garshalis, Charleston
Bill Geodoni, Oak Park
Dick Hamann, Carrollton
Oscar Hicks, Tolona
Mark McCabe, Siegel
John McNamee, Peoria
Lloyd Moma, Blue Mound
Paul Neakrase, Washington
David Olmstead, Cicero
Earl O'Malley, Oak Park

Christopher Perry, Peoria

Robert W. Scott, Decatur

Don Webb, Benton

Head Pole Vault Judge, Crew #1

Robert L. Reynolds, North Riverside

Pole Vault Judges:

Bill Spaletto, Hoffman Estates
Edward Zembal, Oak Park

Head Pole Vault Judge, Crew #2:

Glenn V. Cothorn, Warrenville

Pole Vault Judges:

Darrel L. Prince, Dolton
Dwight Simmons, Centralia

Head Pole Vault Judge, Crew #3:

Thomas F. Murphy, Oak Lawn

Pole Vault Judges:

Angelo Rinchiuso, Quincy
Jim Wachenheim, Naperville

Head High Jump Judge, Crew #1:

Paul Kays, Oak Park

High Jump Judges:

Gene McCarter, East Moline
Stan Martin, Elgin

Head High Jump Judge, Crew #2:

Alex McKnight, Freeport

High Jump Judges:

Robert M. Ashley, Red Bud
John Mills, Bement

Head Long Jump Judge, Crew #1:

Robert Turner, Decatur

Long Jump Judges:

Dale Engelhorn, San Jose
Roger Van Deveer, Mattoon

Head Long Jump Judge, Crew #2:

William Bulat, Milan

Long Jump Judges:

Howard D. Morgan, Peoria
Donald L. Schaefer, Charleston

Head Triple Jump Judge, Crew #1:

Robert Turner, Decatur

Long Jump Judges:

Dale Engelhorn, San Jose
Roger Van Deveer, Mattoon

Head Long Jump Judge, Crew #2:

William Bulat, Milan

Long Jump Judges:

Howard D. Morgan, Peoria
Donald L. Schaefer, Charleston

Head Triple Jump Judge, Crew #1:

Al Rosenberger, Jacksonville

Triple Jump Judges:

Art Carlson, Oregon
Gary Coates, Princeton
Virgil McElfresh, Peoria
Dan Moy, Jacksonville
Rich White, Peoria

Head Triple Jump Judge, Crew #2:

Ron Campbell, Skokie

Triple Jump Judges:

Warren G. Hoger, Westchester
Steve Lawrence, Oak Park
Hal Prichard, Decatur
Patrick Tuttle, Arlington Hts.

Head Shot Put Judge, Crew #1:

Kenneth L. Shellhamer, Oak Park

Shot Put Judges:

Leonard W. Burt, Arlington Hts.
Kenneth Johnson, Elgin

Head Shot Put Judge, Crew #2:

Stan Truckenbrod, North Aurora

Shot Put Judges:

Doug Chapman, Belvidere
Thomas Miller, Dundee

Head Discus Judge, Crew #1:

Warren L. McGhee, Canton

Discus Judges:

Emelio Bassy, Columbia
John Harrer, Arthur
Wayne Prince, Belleville
Richard Reynolds, Missouri

Head Discus Judge, Crew #2:

Larry Miller, Ottawa

Discus Judges:

Larry Clair, Gordonville, MO.
Don Kemp, Concord
Carl Magsamen, Park Ridge
Otis Taylor, Davenport, IA.

Anemometer Operators:

Ron Gummerson, Schaumburg
Bill Hasselbacher, Peoria
Gene Masters, Normal
Jerome Slack, Wheaton

Announcers:

John Frederick, Bloomingdale
Joe Spagnola, Westchester

Asst. Announcer:

Bill Glasner, West Chicago

Scorers: Class A & AA

Lynn Swango, Monticello
Robert Rehberg, Park Forest
Art Sievers, Monticello

Finish Line Recorders:

Harold D. Bowen, Farmington
Kenneth Kite, Arlington Heights

Finish Line Marshall:

Michael Begovich, Melrose Park

Seeding Staff Chairman:

Eugene B. Armer, Urbana

Seeding Staff: Max Armer, Western Springs

Gail Borton, West Frankfort (Fri.-only)

John Cheney, Oak Park

Lloyd Grafford, East Alton

Leonard E. Wilson, Champaign

Supervisor of Track Events:

Hank Feldt, Lebanon

Supervisor of Finish Line & Flow:

Dennis Best, Morris

Supervisor of Pole Vault:

Robert Reynolds, N. Riverside

Supervisor of Field Events (not PV):

Phil Salzer, Peoria

Supervisor of Records, Track:

Dennis Best, Morris

Supervisor of Records, Field:

Dr. Paul Davies, Oak Lawn

Administration & Information:

Chairman, Larry Ragsdale, Knoxville

Staff: George Dekan, West Chicago

Robert Scott, Decatur

Games Committee:

Chairman, Roy Gummerson, Oak Park

Dennis Best, Morris

Paul L. Davies, Oak Lawn

Hank Feldt, Lebanon

Edward Key, Chicago

Larry Ragsdale, Knoxville

Phil Salzer, Peoria

Larry Wieczorek, Lombard

Custodians of Awards:

Joseph J. Sirchio, Chicago

Gail Borton, West Frankfort

Raymond Collier, Aurora

John Dowling, Watseka

Nicholas Mannos, Skokie

William Yemm, Sterling

Utilities Officials:

Arthur Marshall, East St. Louis

Ben Ward, Chicago

Press Stewards:

Dave Kidwell, EIU and Jim Flynn, IHSA

Asst. Press Stewards:

Don Vogel, Oak Park
Marilyn Black, Bloomington
Jan Wrigley, Normal
Judy Pinkston, Bloomington
Brian Thede, Bloomington
Betty Temple, Charleston
Dan Thornburgh, Charleston
Gary Hills, Springfield
Devin Brown, Charleston
Chris Perry, Charleston
Rick Gibson, Charleston
James Quinlivan, Oak Park
Doug Finn, Oak Park
Wilburn Hutson, Charleston

Boys Track State Final Time Schedule

Friday, May 22

(Preliminaries and Semifinals)

(PLEASE NOTE: Flight 3 is scheduled at the site of Flight 1 in all events.)

(PLEASE NOTE: If another facility becomes available, the Games Committee reserves the right to adjust flight sequence and location.)

SECTION I -- CLASS A

- 9:00 a.m. Pole Vault - Flight 1 - North Runway (Warmup 8:30 a.m.)
10:00 a.m. Pole Vault - Flight 2 - South Runway (Warmup 9:30 a.m.)
Pole Vault Flight 3 to follow completion of Flight 1 (30-minute warmup)
9:00 a.m. High Jump - Flight 1 followed by 2 and 3 (Warmup 8:45 a.m.)
9:00 a.m. Shot Put - Flight 1 -- Northeast Circle (End Zone) (Warmup 8:45 a.m.)
9:00 a.m. Shot Put - Flight 2 -- Northwest Circle (End Zone) (Warmup 8:45 a.m.)
Shot Put - Flight 3 to follow completion of Flight 1 (15-minute warmup)
9:00 a.m. Long Jump - Flight 1 - North Runway, East Side (Warmup 8:45 a.m.)
9:00 a.m. Long Jump - Flight 2 - South Runway, East Side (Warmup 8:45 a.m.)
Long Jump - Flight 3 - to follow completion of Flight 1 (15-minute warmup)
10:15 a.m. Discus - Flight 1 - North Field (Warmup 10:00 a.m.)
10:15 a.m. Discus - Flight 2 - South Field (Warmup 10:00 a.m.)
Discus - Flight 3 - to follow completion of Flight 1 (15-minute warmup)
10:15 a.m. Triple Jump- Flight 1 - South Runway, East Side (Warmup 10:00 a.m.)
Triple Jump- Flight 2 - North Runway, East Side (to follow Flight 3 of Long Jump)
Triple Jump- Flight 3 - To follow Flight 1 of Triple Jump

SECTION I - Class A - Track Events

- 9:00 a.m. - 3200 Meter Relay Prelims (2 heats, qualify top 12 times to finals)
9:20 a.m. - 400 Meter Relay Prelims (4 heats, qualify top 8 times to finals)
9:36 a.m. - 110 Meter High Hurdles Prelims (4 heats, qualify 4 each heat to semifinals)
9:48 a.m. - 100 Meter Dash Prelims (4 heats, qualify 4 each heat to semifinals)
10:00 a.m. - 110 Meter High Hurdles Semifinals (2 heats, qualify 4 each heat to finals)
10:06 a.m. - 100 Meter Dash Semifinals (2 heats, qualify 4 each heat to finals)
10:12 a.m. - 800 Meter Run Prelims (2 heats, qualify top 12 times to finals)
10:22 a.m. - 800 Meter Relay Prelims (4 heats, qualify top 8 times to finals)
10:46 a.m. - 400 Meter Run Prelims (4 heats, qualify top 8 times to finals)
11:10 a.m. - 200 Meter Dash Prelims (6 heats, qualify 4 each heat to semifinals)
11:26 a.m. - 300 Meter Low Hurdles Prelims (4 heats, qualify top 8 times to finals)
11:46 a.m. - 1600 Meter Run Prelims (2 heats, qualify top 12 times to finals)
12:00 p.m. - 200 Meter Dash Semifinals (4 heats, qualify 2 each heat to finals)
12:16 p.m. - 1600 Meter Relay Prelims (4 heats, qualify top 8 times to finals)
12:40 p.m. - FINIS

SECTION II -- CLASS AA

- 12:30 p.m. Pole Vault - Flight 1 - South Runway (Warmup 12:00)
1:30 p.m. Pole Vault - Flight 2 - North Runway (Warmup 1:00 p.m.)
Pole Vault - Flight 3 - To follow completion of Flight 1 (30-minute warmup)
12:45 p.m. High Jump - Flight 1 followed by 2, 3 and 4 (Warmup at 12:30 p.m.)
1:00 p.m. Shot Put - Flight 1 - Northwest Circle (End Zone) (Warmup 12:45 p.m.)
1:00 p.m. Shot Put - Flight 2 - Northeast Circle (End Zone) (Warmup 12:45 p.m.)
Shot Put - Flight 3 - to follow completion of Flight 1 (15-minute warmup)
1:00 p.m. Long Jump - Flight 1 - South Runway, East Side (Warmup 12:45 p.m.)
1:00 p.m. Long Jump - Flight 2 - North Runway, East Side (Warmup 12:45 p.m.)
Long Jump - Flight 3 - To follow Flight 1(15-minute warmup)
2:15 p.m. Discus - Flight 1 - South Field (Warmup 2:00 p.m.)
2:15 p.m. Discus - Flight 2 - North Field (Warmup 2:00 p.m.)
Discus - Flight 3 - To follow completion of Flight 1
2:15 p.m. Triple Jump- Flight 1 - North Runway, East Side (Warmup 2:00 p.m.)
Triple Jump- Flight 2 - South Runway, East Side (to follow Flight 3 of Long Jump)
Triple Jump- Flight 3 - To follow completion of Flight 1 of Triple Jump)

SECTION II - Class AA - Track Events

- 12:45 p.m. - 3200 Meter Relay Prelims (3 heats, qualify top 12 times to finals)
1:19 p.m. - 400 Meter Relay Prelims (6 heats, qualify top 8 times to finals)
1:39 p.m. - 110 Meter High Hurdles Prelims (6 heats, qualify 4 each heat to semifinals)
1:57 p.m. - 100 Meter Dash Prelims (6 heats, qualify 4 each heat to semifinals)
2:15 p.m. - 110 Meter High Hurdles Semifinals (4 heats, qualify 2 each heat to finals)
2:27 p.m. - 100 Meter Dash Semifinals (4 heats, qualify 2 each heat to finals)
2:39 p.m. - 800 Meter Run Prelims (3 heats, qualify top 12 times to finals)
2:54 p.m. - 800 Meter Relay Prelims (6 heats, qualify top 8 times to finals)
3:30 p.m. - 400 Meter Run Prelims (5 heats, qualify top 8 times to finals)
3:42 p.m. - 200 Meter Dash Prelims (6 heats, qualify top 4 each heat to semifinals)
4:14 p.m. - 300 Meter Low Hurdles Prelims (5 heats, qualify top 8 times to finals)
4:46 p.m. - 1600 Meter Run Prelims (4 heats, qualify top 12 times to finals)
5:07 p.m. - 200 Meter Run Semifinals (4 heats, qualify 2 each heat to finals)
5:29 p.m. - 1600 Meter Relay Prelims (7 heats, qualify top 8 times to finals)
6:05 p.m. - FINIS

Note: All field events will be held outdoors (weather permitting). In case of delays in events using the same facility, the following flight will begin as soon as the previous flight is completed.

Saturday, May 23 (Finals in all events)

Class A Field Events

- 11:00 a.m.—Long Jump, Pole Vault, High Jump
12:00 noon—Shot Put
1:30 p.m.—Discus, Triple Jump

Class AA Field Events

- 11:00 a.m.—Long Jump, Pole Vault
12:00 noon—Shot Put
1:00 p.m.—High Jump
1:30 p.m.—Discus, Triple Jump

Track Events

- 12:00 noon—National Anthem
12:15 p.m.—Class A 3200 Meter Relay
Class AA 3200 Meter Relay
12:35 p.m.—Class A 400 Meter Relay
Class AA 400 Meter Relay
12:50 p.m.—Class A 3200 Meter Run
Class AA 3200 Meter Run
1:30 p.m.—Class A 110 Meter High Hurdles
Class AA 110 Meter High Hurdles
1:45 p.m.—Class A 100 Meter Dash
Class AA 100 Meter Dash
1:52 p.m.—Class A 800 Meter Run
Class AA 800 Meter Run
2:10 p.m.—Class A 800 Meter Relay
Class AA 800 Meter Relay
2:30 p.m.—Class A 400 Meter Run
Class AA 400 Meter Run
2:40 p.m.—Class A 300 Meter Low Hurdles
Class AA 300 Meter Low Hurdles
2:55 p.m.—Class A 1600 Meter Run
Class AA 1600 Meter Run
3:15 p.m.—Class A 200 Meter Dash
Class AA 200 Meter Dash
3:25 p.m.—Class A 1600 Meter Relay
Class AA 1600 Meter Relay
3:45 p.m.—Awards

Class A Team Score Chart

School	Qualifiers to Finals	Long Jump	Pole Vault	High Jump	Shot Put	Triple Jump	Discus	3200 Meter Relay	400 Meter Relay	3200 Meter Run	110 Meter High Hurd.	100 Meter Dash	800 Meter Run	800 Meter Relay	800 Meter Relay	400 Meter Dash	300 Meter Low Hurd.	1600 Meter Run	200 Meter Dash	1600 Meter Relay	Pts.	Place	

- 1975 @ Charleston (EIU)
 - 1. Maple Park (Kaneland)34
 - 2. Granville (Putnam County) . . .18
 - 3. Hoopston-East Lynn18
 - 4. Prophetstown10
 - 5. Gilman10
 - 6. Carthage (Hancock Central) . .9
 - 7. Mahomet-Seymour9
 - 8. Mt. Sterling (Brown County) . .8
 - 9. Flanagan8
 - 10. Stillman Valley8
 - Clifton (Central)8
 - Watsika8
- 1976 @ Charleston (EIU)
 - 1. Granville (Putnam County) . .23
 - 2. Maple Park (Kaneland) . . .22
 - 3. Farmington (East)17
 - 4. Lebanon14
 - 5. Peru (St. Bede)14
 - 6. Mornence14
 - 7. Gilman12
 - 8. Paxton12
 - 9. Melrose Park (Walther Lutheran)11
 - 10. Polo10
- 1977 @ Charleston (EIU)
 - 1. Maple Park (Kaneland)57
 - 2. Lebanon30
 - 3. Minooka26
 - 4. Peru (St. Bede)24
 - 5. Chicago (Luther South)22
 - 6. Melrose Park (Walther Lutheran)22
 - 7. Tolono (Unity)20
 - 8. Robison20
 - 9. Chester17
 - 10. Sparta16½
- 1978 @ Charleston (EIU)
 - 1. Robison35
 - 2. Madison32
 - 3. St. Anne31
 - 4. Gibson City28
 - 5. Casey25
 - 6. Rushville24
 - 7. Riverton18
 - 8. Peru (St. Bede)18
 - 9. Spring Valley (Hall)18
 - 10. Highland (St. Paul)16
- 1979 @ Charleston (EIU)
 - 1. Chicago (Luther South)42
 - 2. Gibson City34
 - 3. Rochester29
 - 4. Madison27
 - 5. Aurora (Central Catholic) . . .22.5
 - 6. Elmhurst (Timothy Christian) . . .21
 - 7. Melrose Park (Walther Lutheran) . .19
 - 8. Arcola18.5
 - 9. Fulton18
 - 10. Erie16
 - Washburn (Lowpoint-W.)16
 - Prophetstown16
- 1980 @ Charleston (EIU)
 - 1. Chicago (Luther South)32
 - 2. Metropolis28
 - 3. Mahomet-Seymour25
 - 4. Freeburg22
 - 5. Gibson City21
 - 6. Paxton20
 - 7. Melrose Park (Walther Lutheran) . .20
 - 8. Hoopston-East Lynn19
 - 9. Elmwood18
 - 10. Prophetstown17
 - Forreston17

Charting the Class A Finals

3200-Meter Relay

800-Meter Relay

Lane	No.	School	Final Place	Final Time

Lane	No.	School	Final Place	Final Time

400-Meter Relay

400-Meter Dash

Lane	No.	School	Final Place	Final Time

Lane	No.	Competitor, School	Final Place	Final Time

110-Meter High Hurdles

300-Meter Low Hurdles

Lane	No.	Competitor, School	Final Place	Final Time

Lane	No.	Competitor, School	Final Place	Final Time

100-Meter Dash

200-Meter Dash

Lane	No.	Competitor, School	Final Place	Final Time

Lane	No.	Competitor, School	Final Place	Final Time

800-Meter Run

1600-Meter Relay

Alley	No.	Competitor, School	Final Place	Final Time

Lane	No.	School	Final Place	Final Time

Charting the Class AA Finals

3200-Meter Relay

800-Meter Relay

Lane	No.	School	Final Place	Final Time

Lane	No.	School	Final Place	Final Time

400-Meter Relay

400-Meter Dash

Lane	No.	School	Final Place	Final Time

Lane	No.	Competitor, School	Final Place	Final Time

110-Meter High Hurdles

300-Meter Low Hurdles

Lane	No.	Competitor, School	Final Place	Final Time

Lane	No.	Competitor, School	Final Place	Final Time

100-Meter Dash

200-Meter Dash

Lane	No.	Competitor, School	Final Place	Final Time

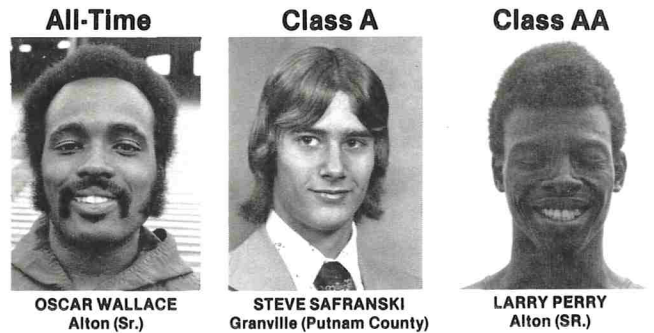
Lane	No.	Competitor, School	Final Place	Final Time

800-Meter Run

1600-Meter Relay

Ailay	No.	Competitor, School	Final Place	Final Time

Lane	No.	School	Final Place	Final Time



OSCAR WALLACE
Alton (Sr.)

STEVE SAFRANSKI
Granville (Putnam County)

LARRY PERRY
Alton (SR.)

Metric Records

Prep— 7.86 by Gerald Hardeman, Fresno (Edison), Calif., 1972 (25-9½)
Class A— 7.0929 by Steve Safranski, Granville (Putnam County), 1976 (23-3¼)
Class AA— 7.4231 by Larry Perry, Alton (Sr.), 1974 (24-4¼)
IHSA— 7.4739 by Oscar Wallace, Alton (Sr.), 1969 (24-6¼)

How To Score The Finals
Final Place 1st 2nd 3rd 4th 5th 6th 7th 8th
Team Points 10 8 6 5 4 3 2 1

Event Data

	Class A	Class AA
Total Qualifiers	33	41
Total Regular Qualifiers	32	32
Total Extra Qualifiers	1	9
No. of Flights	3	3

Class A District Bests

7.23 Mike Conley (Sr.) Chicago (Luther South) (23-8¾)
 7.00 Cameron Riley (Jr.) Metropolis (22-11½)
 6.74 Marc Mitchell (Sr.) New Lenox (Providence) (22-1½)
 6.70 Todd Nelson (Sr.) Morrison (21-11¾)
 6.69 Rick Holaway (Sr.) Watseka (21-11½)
 6.63 Charles Bradley (Sr.) Chicago (St. Gregory) (21-9)
 6.59 Kurt Frakes (Sr.) Taylor Ridge (Rockridge) (21-7½)
 6.59 Tim Duax (Jr.) Watseka (21-7½)
 6.51 Mike Horney (Sr.) White Hall (North Greene) (21-4¼)
 6.50 Rod Gossard (Jr.) Fulton (21-4)

Class AA District Bests

7.15 Mike Kelly (Jr.) Rock Island (H.S.) (23-5½)
 7.11 Barry Malloyd (Jr.) East St. Louis (Lincoln) (23-4)
 7.05 Larry Streeter (Sr.) Chicago (Phillips) (23-1½)
 6.99 Alvin Ross (Sr.) Aurora (West) (22-11¼)
 6.95 Alphons Washington (Sr.) Chicago (Westinghouse) (22-9¾)
 6.95 Sylvester Blue (Jr.) Chicago (Dunbar) (22-9¾)
 6.91 Ricky Doby (Sr.) Waukegan (West) (22-8)
 6.91 Kevin Mosby (Jr.) Edwardsville (22-8)
 6.87 Derrick Davis (Jr.) Summit (Argo) (22-6½)
 6.87 Mike Armentrout (Sr.) Elgin (Larkin) (22-6½)

Boys Class A Competitors By Flight

(Boys Class A Competitors Wear Numbers on Red.)

(Note: Top 8 qualify for Finals.)

FLIGHT NO. 1

Order No.	Competitor, School	Place	Mark
1	661 Steve Smith (Sr.), Waverly	_____	_____
2	237 Rob Harms (Sr.), Mendon (Unity)	_____	_____
3	316 Jim Smyser (Jr.), Neoga	_____	_____
4	231 Luke Collins (So.), Lewistown	_____	_____
5	455 Mike Gschwendtner (Jr.), Pontiac	_____	_____
6	313 Paul Mulholland (Sr.), Greenville	_____	_____
7	440 Todd Williams (Jr.), Mazon (M.-Verona-Kinsman)	_____	_____
8	7 Steve Romine (Sr.), Atwood (A.-Hammond)	_____	_____
9	518 George Bulen (Sr.), Monmouth (Yorkwood)	_____	_____
10	366 Richie Carlson (Sr.), Washburn (Lowpoint-W.)	_____	_____

FLIGHT NO. 2

Order No.	Competitor, School	Place	Mark
1	8 Gene McNew (Jr.), Bement	_____	_____
2	599 Arnold Lee (Sr.), Niantic (N.-Harristown)	_____	_____
3	287 Don Legg (Sr.), Mason City	_____	_____
4	179 Duffy L'Huillier (Sr.), Genoa (G.-Kingston)	_____	_____
5	364 Herb Knoblauch (Jr.), Washburn (Lowpoint-W.)	_____	_____
6	264 Landis Loewen (Jr.), El Paso	_____	_____
7	415 Buddy Gilbert (Jr.), Trenton (Wesclin)	_____	_____
8	197 Mark Johnson (Sr.), Pecatonica	_____	_____
9	213 Doug Compton (So.), Tiskilwa	_____	_____
10	508 Rusty Johnson (Sr.), Knoxville	_____	_____
11	141 Greg Jones (Sr.), DuQuoin	_____	_____

FLIGHT NO. 3

Order No.	Competitor, School	Place	Mark	Order No.	Competitor, School	Place	Mark
1	616 Scott Hutchinson (Jr.), Rochester	_____	_____	7	627 Charles Bradley (Sr.), Chicago (St. Gregory)	_____	_____
2	411 David Leehy (Sr.), Pinckneyville	_____	_____	8	122 Rick Holaway (Sr.), Watseka	_____	_____
3	461 Rod Gossard (Jr.), Fulton	_____	_____	9	467 Todd Nelson (Sr.), Morrison	_____	_____
4	668 Mike Horney (Sr.), White Hall (North Greene)	_____	_____	10	573 Marc Mitchell (Sr.), New Lenox (Providence)	_____	_____
5	124 Tim Duax (Jr.), Watseka	_____	_____	11	154 Cameron Riley (Jr.), Metropolis	_____	_____
6	75 Kurt Frakes (Sr.), Taylor Ridge (Rockridge)	_____	_____	12	548 Mike Conley (Sr.), Chicago (Luther South)	_____	_____

Long Jump

Boys Class AA Competitors By Flight

(Boys Class AA Competitors Wear Numbers on Green.)

(Note: Top 8 qualify for Finals.)

FLIGHT NO. 1

Order No.	Competitor, School	Place	Mark
1	310 Don Stephens (Jr.), Taylorville	_____	_____
2	620 Craig Taylor (Sr.), Chicago (DeLaSalle)	_____	_____
3	290 Kyle Risby (Sr.), Decatur (MacArthur)	_____	_____
4	166 Xavier Weems (Sr.), Springfield (H.S.)	_____	_____
5	541 Scott Taxman (Sr.), Northfield (New Trier West)	_____	_____
6	110 Nick Kasap (Sr.), Bartonville (Limestone)	_____	_____
7	38 Steve Gerlach (Sr.), Palatine (H.S.)	_____	_____
8	522 Gordon Brown (Jr.), Evanston (Twp.)	_____	_____
9	421 Mike Shields (Sr.), Dolton (Thornridge)	_____	_____
10	727 Allyn Robinson (Sr.), Rockford (East)	_____	_____
11	861 David Pettigrew (Sr.), Chicago (Harlan)	_____	_____
12	198 Charles Moss (Sr.), Mattoon	_____	_____

FLIGHT NO. 2

Order No.	Competitor, School	Place	Mark
1	603 Clinton Solomon (So.), Waukegan (East)	_____	_____
2	667 Gary Lawson (Sr.), Maywood (Proviso East)	_____	_____
3	390 John Kissane (Sr.), Burbank (St. Laurence)	_____	_____
4	168 Felipe Martin (Jr.), Carbondale	_____	_____
5	40 Pat Miller (Jr.), Rolling Meadows (H.S.)	_____	_____
6	759 Melvin Keys (Sr.), Kankakee (Westview)	_____	_____
7	745 Cedric Washington (Sr.), Chicago Heights (Bloom)	_____	_____
8	358 Gavin Harshbarger (Sr.), St. Charles (H.S.)	_____	_____
9	498 Breck Loos (Sr.), Sterling (H.S.)	_____	_____
10	81 Todd Porter (Jr.), East St. Louis (Lincoln)	_____	_____
11	194 Jim Sutton (Sr.), Marion (H.S.)	_____	_____
12	462 Todd Carr (Sr.), East Moline (United)	_____	_____
13	701 Curt Pardridge (Sr.), DeKalb	_____	_____
14	432 David Morris (Sr.), Harvey (Thornton)	_____	_____

FLIGHT NO. 3

Order No.	Competitor, School	Place	Mark
1	99 Benny Lewis (Jr.), East St. Louis (Sr.)	_____	_____
2	241 Mike Wolfer (Sr.), Lockport (Twp.)	_____	_____
3	796 Fred Barnes (Jr.), Chicago Heights (Bloom Trail)	_____	_____
4	744 Darryl Russell (So.), Chicago Heights (Bloom)	_____	_____
5	847 Charles Gordon (Jr.), Chicago (DuSable)	_____	_____
6	324 Mike Armentrout (Sr.), Elgin (Larkin)	_____	_____
7	450 Derrick Davis (Jr.), Summit (Argo)	_____	_____
8	104 Kevin Mosby (Jr.), Edwardsville	_____	_____

Order No.	Competitor, School	Place	Mark
9	606 Ricky Doby (Sr.), Waukegan (West)	_____	_____
10	845 Sylvester Blue (Jr.), Chicago (Dunbar)	_____	_____
11	902 Alphonso Washington (Sr.), Chicago (Westinghouse)	_____	_____
12	216 Alvin Ross (Sr.), Aurora (West)	_____	_____
13	888 Larry Streeter (Sr.), Chicago (Phillips)	_____	_____
14	78 Barry Malloyd (Jr.), East St. Louis (Lincoln)	_____	_____
15	489 Mike Kelly (Jr.), Rock Island (H.S.)	_____	_____

Charting the Class A Finals

Order	No.	Competitor, School	Final Place	Final Distance

Charting the Class AA Finals

Order	No.	Competitor, School	Final Place	Final Distance

POLE VAULT PITS



POLE VAULT

All-Time Class AA



BOB DANDINO
Chicago Hts. (Bloom)

Class A



DAVE GILBERT
Prophetstown

Metric Records

How To Score The Finals

Final Place	1st	2nd	3rd	4th	5th	6th	7th	8th
Team Points	10	8	6	5	4	3	2	1

- Prep— 5.315 by Daniel Joe Dial, Marlow (H.S.), Okla., 1980 (17-5¼)
 Class A— 4.47 by Dave Gilbert, Prophetstown, 1980 (Finals) (14-8)
 Class AA— 4.88 by Bob Dandino, Chicago Hts. (Bloom) 1980 (Finals) (16-0¼)
 IHSA— 4.88 by Bob Dandino, Chicago Hts. (Bloom) 1980 (Finals) (16-0¼)

Class A District Bests

- 4.36 Scott Rattin (Jr.) St. Anne (14-3¾)
- 4.27 Dennis Deedrich (Sr.) Tolono (Unity) (14-0¼)
- 4.27 Troy Anderson (Sr.) Sullivan (14-0¼)
- 4.26 Rick Lappin (Jr.) Princeton (13-11¾)
- 4.19 John Harp (So.) Benton (13-9)
- 4.11 Niel McDaniel (Jr.) Pinckneyville (13-5¾)
- 4.11 Terry Warren (Sr.) Toulon (13-5¾)
- 4.11 Jim Moeller (Sr.) Mahomet (M.-Seymour) (13-5¾)
- 4.04 John White (Sr.) Oregon (13-3)
- 4.03 Stan Price (Sr.) Waverly (13-2¾)

Class AA District Bests

- 4.58 Daren Pahl (Sr.) Marion (H.S.) (15-0¼)
- 4.58 Todd Wigginton (Sr.) Sterling (H.S.) (15-0¼)
- 4.57 Greg Hoffman (Sr.) Elmhurst (York) (15-0)
- 4.42 Mike Cox (Sr.) Schaumburg (14-6)
- 4.42 Scott Spangler (Jr.) DeKalb (14-6)
- 4.42 Rod Cregier (Sr.) St. Charles (H.S.) (14-6)
- 4.42 Drew Dillon (Sr.) Sterling (H.S.) (14-6)
- 4.33 Frank Resta (Jr.) Belleville (East) (14-2½)
- 4.29 Clark Blaha (Jr.) Naperville (North) (14-1)

Event Data

	Class A	Class AA
Total Qualifiers	34	45
Total Regular Qualifiers	32	32
Total Extra Qualifiers	2	13
No. of Flights	3	3

Boys Class A Competitors By Flight

(Boys Class A Competitors Wear Numbers on Red.)

(Note: Top 8 qualify for Finals.)

FLIGHT NO. 1

Order No.	Competitor, School	Place	Mark	Order No.	Competitor, School	Place	Mark
1	410 Jerry Warren (Sr.), Nashville	—	—	8	83 Terry Warren (Sr.), Toulon	—	—
2	389 Robby Snider (Jr.), Columbia	—	—	9	412 Niel McDaniel (Jr.), Pinckneyville	—	—
3	488 Bryan Sampson (Sr.), Prophetstown	—	—	10	127 John Harp (So.), Benton	—	—
4	579 Jim Russell (Jr.), Wheaton (St. Francis)	—	—	11	476 Rick Lappin (Jr.), Princeton	—	—
5	662 Stan Price (Sr.), Waverly	—	—	12	40 Troy Anderson (Sr.), Sullivan	—	—
6	193 John White (Sr.), Oregon	—	—	13	44 Dennis Deedrich (Sr.), Tolono (Unity)	—	—
7	30 Jim Moeller (Sr.), Mahomet (M.-Seymour)	—	—	14	117 Scott Rattin (Jr.), St. Anne	—	—

FLIGHT NO. 2

Order No.	Competitor, School	Place	Mark
1	502 Jim Bennett (So.), Dunlap	—	—
2	431 Bob Bellis (Jr.), Dwight	—	—
3	294 Brian Beenders (Sr.), Roanoke (R.-Benson)	—	—
4	335 John Spanos (Sr.), De Pue	—	—
5	94 Dan Hardesty (Sr.), Forrest (F.-Strawn-Wing)	—	—
6	58 Mike Croegaert (Sr.), Annawan	—	—
7	194 David Dwyer (Jr.), Oregon	—	—
8	540 Brian Theisen (Jr.), Aurora (Marmion)	—	—
9	305 Brian Pieplow (Sr.), Flora	—	—
10	145 Scott Hafeli (So.), Johnston City	—	—

FLIGHT NO. 3

Order No.	Competitor, School	Place	Mark
1	232 Roger Well (Jr.), Lewistown	—	—
2	367 Don Lutz (Sr.), Washburn (Lowpoint-W.)	—	—
3	505 B. J. Bailey (Sr.), Glasford (Illini Bluffs)	—	—
4	262 Dennis DeLong (Sr.), Downs (Tri-Valley)	—	—
5	663 Jerry Williams (Sr.), Waverly	—	—
6	608 Bob Langheim (Sr.), Raymond (Lincolnwood)	—	—
7	606 Jim Harbert (So.), Pana	—	—
8	243 Neil Roberts (Sr.), Mt. Sterling (Brown Co.)	—	—
9	306 Dave Dulaney (Sr.), Flora	—	—
10	424 Tim Grosso (Jr.), Coal City	—	—

Pole Vault

Boys Class AA Competitors By Flight

(Boys Class AA Competitors Wear Numbers on Green.)

(Note: Top 8 qualify for Finals.)

FLIGHT NO. 1

Order No.	Competitor, School	Place	Mark
1	346 Glenn Olson (Sr.), Lombard (Glenbard East)	_____	_____
2	83 Darryl Joiner (Sr.), East St. Louis (Lincoln)	_____	_____
3	359 Randy Jensen (Sr.), St. Charles (H.S.)	_____	_____
4	746 Dan Rossi (Sr.), Chicago Heights (Bloom)	_____	_____
5	109 Scott Finke (Jr.), Roxana	_____	_____
6	337 Tom Stacey (Sr.), Glen Ellyn (Glenbard West)	_____	_____
7	700 Paul Erker (Sr.), DeKalb	_____	_____
8	100 Rayfael Butler (Jr.), East St. Louis (Sr.)	_____	_____
9	252 Clark Blaha (Jr.), Naperville (North)	_____	_____
10	68 Frank Resta (Jr.), Belleville (East)	_____	_____
11	506 Drew Dillon (Sr.), Sterling (H.S.)	_____	_____
12	355 Rod Cregier (Sr.), St. Charles (H.S.)	_____	_____
13	704 Scott Spangler (Jr.), DeKalb	_____	_____
14	45 Mike Cox (Sr.), Schaumburg	_____	_____
15	642 Greg Hoffman (Sr.), Elmhurst (York)	_____	_____
16	502 Todd Wigginton (Sr.), Sterling (H.S.)	_____	_____
17	195 Daren Pahl (Sr.), Marion (H.S.)	_____	_____

FLIGHT NO. 2

Order No.	Competitor, School	Place	Mark
1	101 Daryll Edwards (Sr.), East St. Louis (Sr.)	_____	_____
2	467 Mark Douwens (Sr.), Geneseo (Darnell)	_____	_____
3	203 David Hodge (Sr.), Mt. Vernon	_____	_____
4	201 Ron Frenc (Sr.), Mattoon	_____	_____
5	576 Bill Appelbaum (Sr.), Highland Park	_____	_____
6	540 Jim Dallas (Jr.), Northbrook (Glenbrook North)	_____	_____
7	242 John Martin (So.), Morris	_____	_____
8	13 Neil Feiereisel (Sr.), Buffalo Grove	_____	_____
9	734 Jeff Brown (Jr.), Woodstock (H.S.)	_____	_____
10	266 Tim Carter (Sr.), Plainfield	_____	_____
11	41 Jeff Pennino (Sr.), Rolling Meadows (H.S.)	_____	_____
12	243 Pat Tracy (Jr.), Naperville (Central)	_____	_____
13	39 Matt Pancamo (Jr.), Palatine (H.S.)	_____	_____
14	130 Roxy Wood (Jr.), Pekin	_____	_____
15	463 Dean Fletcher (Sr.), East Moline (United)	_____	_____

FLIGHT NO. 3

Order No.	Competitor, School	Place	Mark
1	896 Dave Meyer (So.), Chicago (Taft)	_____	_____
2	911 Tom Kuksuk (So.), Chicago (Taft)	_____	_____
3	877 Mike Byon (Jr.), Chicago (Lane)	_____	_____
4	904 Troy Griffin (Sr.), Chicago (Young)	_____	_____
5	753 Charles Steward (Jr.), Midlothian (Bremen)	_____	_____
6	293 Alan Matlock (Jr.), Decatur (MacArthur)	_____	_____
7	404 Joe Carmody (Sr.), Chicago (Marist)	_____	_____

Order No.	Competitor, School	Place	Mark
8	302 Ed Walker (Sr.), Mt. Zion	_____	_____
9	395 Ron Szutowicz (Sr.), Chicago (Brother Rice)	_____	_____
10	577 Mitch Friedman (Sr.), Highland Park	_____	_____
11	151 Paul Buob (Sr.), Peoria (Woodruff)	_____	_____
12	534 Richard Scheuring (Jr.), Norridge (Ridgewood)	_____	_____
13	686 Steve Berggren (Sr.), Oak Park (O.P.-River Forest)	_____	_____

Charting the Class A Finals

Order	No.	Competitor, School	Final Place	Final Height

Charting the Class AA Finals

Order	No.	Competitor, School	Final Place	Final Height



HIGH JUMP

All-Time Class AA



GAIL OLSON
Sycamore

Class A



LARRY HARPMAN
Oneida (Rova)

Class A

Picture
Unavailable

HARRISON HEARNE
Eureka

How To Score The Finals

Final Place	1st	2nd	3rd	4th	5th	6th	7th	8th
Team Points	10	8	6	5	4	3	2	1

Metric Records

Prep—	2.24 by Gail Olson, Sycamore, Il., 1978 (7-4¼)
Class A—	2.04 by Larry Harpman, Oneida (ROVA), 1980 (Finals) and by Harrison Hearne, Eureka, 1980 (Finals) (6-8¼)
Class AA—	2.2161 by Gail Olson, Sycamore, 1977 (7-3¼)
IHSA—	2.2161 by Gail Olson, Sycamore, 1977 (7-3¼)

Event Data

	Class A	Class AA
Total Qualifiers	35	56
Total Regular Qualifiers	32	32
Total Extra Qualifiers	3	24
No. of Flights	3	4

Class A District Bests

- 2.01 Steve Williams (Jr.) Cairo (6-7¼)
- 1.98 Kevin Mercer (Jr.) Glasford (Illini Bluffs) (6-6)
- 1.98 Mike Newman (Sr.) Arcola (6-6)
- 1.98 Mike Greer (So.) Rochester (6-6)
- 1.96 Steve Stone (Sr.) Newton (6-5¼)
- 1.96 Tim Trentman (Jr.) Freeburg (6-5¼)
- 1.96 Buddy Gilbert (Jr.) Trenton (Wesclin) (6-5¼)
- 1.96 Shan Smith (Jr.) Marshall (6-5¼)

Class AA District Bests

- 2.08 Marc Clasper (Sr.) Rock Falls (6-10)
- 2.07 Mike Keene (Sr.) Oak Lawn (Richards) (6-9½)
- 2.03 Kevin Keeran (Sr.) Oswego (6-8)
- 2.03 Kevin Beernink (Sr.) Crystal Lake (South) (6-8)
- 2.03 Doug Peterson (Sr.) Deerfield (6-8)
- 2.03 Steve Weaver (Jr.) Moline (6-8)
- 2.01 Jeff Keeling (Sr.) Aurora (East) (6-7¼)
- 2.00 Mike Shields (Sr.) Dolton (Thornridge) (6-6¾)

Boys Class A Competitors By Flight

(Boys Class A Competitors Wear Numbers on Red.)

(Note: Top 8 qualify for Finals.)

FLIGHT NO. 1

Order No.	Competitor, School	Place	Mark
1	596 John Stump (Jr.), Moweaqua	_____	_____
2	620 Tim Hall (Jr.), Rochester	_____	_____
3	489 Randy Arb (Jr.), Savanna	_____	_____
4	187 Rick Schuler (Sr.), Mt. Morris	_____	_____
5	477 Rodney Mercer (So.), Princeton	_____	_____
6	415 Buddy Gilbert (Jr.), Trenton (Wesclin)	_____	_____
7	401 Tim Trentman (Jr.), Freeburg	_____	_____
8	315 Shan Smith (Jr.), Marshall	_____	_____
9	318 Steve Stone (Sr.), Newton	_____	_____
10	619 Mike Greer (So.), Rochester	_____	_____
11	1 Mike Newman (Sr.), Arcola	_____	_____
12	506 Kevin Mercer (Jr.), Glasford (Illini Bluffs)	_____	_____
13	387 Steve Williams (Jr.), Cairo	_____	_____

FLIGHT NO. 2

Order No.	Competitor, School	Place	Mark
1	565 Brian Morten (Jr.), Lisle (Sr.)	_____	_____
2	28 Lance Neaville (Jr.), Mahomet (M.-Seymour)	_____	_____
3	284 Mick Freed (Sr.), Lexington	_____	_____
4	541 Jamie Sunderlage (Jr.), Burlington (Central)	_____	_____
5	128 Clark Dixon (Jr.), Benton	_____	_____
6	664 Mike Pauline (Jr.), Waverly	_____	_____
7	351 Rusty Baker (Sr.), Plano	_____	_____
8	206 Paul Walters (So.), Waterman	_____	_____
9	120 Clay Butler (Jr.), St. Anne	_____	_____
10	263 Ryan Roberts (Sr.), Downs (Tri-Valley)	_____	_____
11	337 Jan Bradford (Sr.), Mendota	_____	_____
12	659 Todd Maddox (Sr.), Virden	_____	_____

FLIGHT NO. 3

Order No.	Competitor, School	Place	Mark	Order No.	Competitor, School	Place	Mark
1	251 Larry Kissinger (So.), Rushville	_____	_____	6	153 Roger Gidcumb (Sr.), McLeansboro	_____	_____
2	214 Todd DeWees (Jr.), Astoria	_____	_____	7	53 Gary Swanson (So.), Alexis	_____	_____
3	500 Tim Palmer (Sr.), Abingdon	_____	_____	8	233 Joe Coleman (Sr.), Lewistown	_____	_____
4	80 Kevin Gustafson (Sr.), Tiskilwa	_____	_____	9	446 Moses Sextion (So.), Momence	_____	_____
5	439 Bill Vree (Sr.), Lansing (Illiana Christian)	_____	_____	10	99 Dan Donovan (Sr.), Gibson City	_____	_____

High Jump

Boys Class AA Competitors By Flight

(Boys Class AA Competitors Wear Numbers on Green.)

(Note: Top 8 qualify for Finals.)

FLIGHT NO. 1

FLIGHT NO. 2

Order No.	Competitor, School	Place	Mark
1	93 Kerry Glenn (Sr.), East St. Louis (Sr.)	_____	_____
2	178 Tad Lewis (Jr.), Effingham (H.S.)	_____	_____
3	523 Jeff Moore (Sr.), Evanston (Twp.)	_____	_____
4	269 Eric Roberts (Jr.), Champaign (Centennial)	_____	_____
5	672 Mike Broome (Sr.), Maywood (Proviso East)	_____	_____
6	84 Darryl Morgan (Jr.), East St. Louis (Lincoln)	_____	_____
7	421 Mike Shields (Sr.), Dolton (Thornridge)	_____	_____
8	214 Jeff Keeling (Sr.), Aurora (East)	_____	_____
9	480 Steve Weaver (Jr.), Moline	_____	_____
10	574 Doug Peterson (Sr.), Deerfield	_____	_____
11	693 Kevin Beernink (Sr.), Crystal Lake (South)	_____	_____
12	265 Kevin Keeran (Sr.), Oswego	_____	_____
13	437 Mike Keene (Sr.), Oak Lawn (Richards)	_____	_____
14	484 Marc Clasper (Sr.), Rock Falls	_____	_____

Order No.	Competitor, School	Place	Mark
1	176 Deon White (Sr.), Centralia	_____	_____
2	188 Mike Walter (Sr.), Harrisburg	_____	_____
3	16 David Curran (Jr.), Elk Grove Village (E.G.)	_____	_____
4	514 Wade Usyak (Sr.), Des Plaines (Maine West)	_____	_____
5	14 Mike Sczezpanski (Sr.), Carpentersville (Crown)	_____	_____
6	227 Tim Hylka (So.), Joliet (West)	_____	_____
7	244 Mike Cunningham (Jr.), Naperville (Central)	_____	_____
8	85 Carl Clayborne (Jr.), East St. Louis (Lincoln)	_____	_____
9	99 Benny Lewis (Jr.), East St. Louis (Sr.)	_____	_____
10	481 Carl Stamp (Sr.), Moline	_____	_____
11	261 Bob Hoffman (Sr.), New Lenox (Lincoln-Way)	_____	_____
12	108 Craig Thurston (Jr.), Jerseyville (Jersey)	_____	_____
13	651 Dan Williams (Jr.), Hillside (Proviso West)	_____	_____
14	607 Edgar Allen (Sr.), Waukegan (West)	_____	_____

FLIGHT NO. 3

FLIGHT NO. 4

Order No.	Competitor, School	Place	Mark
1	579 Frank Burton (Sr.), Lake Zurich	_____	_____
2	729 Dave Alongi (Sr.), Rockford (Guilford)	_____	_____
3	166 Xavier Weems (Sr.), Springfield (H.S.)	_____	_____
4	18 James Hunter (Sr.), Hoffman Estates (Conant)	_____	_____
5	438 Jeff Keene (So.), Oak Lawn (Richards)	_____	_____
6	705 Andy Schilt (Sr.), DeKalb	_____	_____
7	118 Jim McCready (Sr.), Chillicothe (IVC)	_____	_____
8	363 Jim Bong (Sr.), Villa Park (Willowbrook)	_____	_____
9	142 Charles Walls (Jr.), Peoria (Manual)	_____	_____
10	772 Jeff Laird (Sr.), Olympia Fields (Rich Central)	_____	_____
11	671 Calvin Crenshaw (Jr.), Maywood (Proviso East)	_____	_____
12	813 Paul Sarna (Sr.), Palos Hills (Stagg)	_____	_____
13	801 Bob Brown (Sr.), Chicago Heights (Bloom Trail)	_____	_____
14	789 Louis Callaway (Jr.), Flossmoor (Homewood-F.)	_____	_____


Order No.	Competitor, School	Place	Mark
1	902 Alphonso Washington (Sr.), Chicago (Westinghouse)	_____	_____
2	835 Anthony Colbert (Sr.), Chicago (Collins)	_____	_____
3	903 Eric Ballard (Sr.), Chicago (Westinghouse)	_____	_____
4	845 Sylvester Blue (Jr.), Chicago (Dunbar)	_____	_____
5	367 Tony Wilson (So.), Wheaton (Central)	_____	_____
6	332 Jeff Turner (Jr.), Glen Ellyn (Glenbard South)	_____	_____
7	297 Todd Risby (Sr.), Decatur (MacArthur)	_____	_____
8	495 Kirk Clark (Jr.), Rock Island (H.S.)	_____	_____
9	117 Brett Nickolaus (Sr.), Chatham (Glenwood)	_____	_____
10	487 Jeff Nepl (Jr.), Rock Island (Alleman)	_____	_____
11	735 Scott Ritzert (Sr.), Woodstock (H.S.)	_____	_____
12	167 Shawn Beason (Sr.), Washington	_____	_____
13	196 Jim Gullede (Sr.), Marion (H.S.)	_____	_____
14	433 Norvelle Moore (Jr.), Harvey (Thornton)	_____	_____

Charting the Class A Finals

Charting the Class AA Finals


Order	No.	Competitor, School	Final Place	Final Height

Order	No.	Competitor, School	Final Place	Final Height



SHOT PUT

All-Time




TOM STOCK
Belleville (West)

Class A



STEVE BRONDYKE
Fulton

Class AA



GERALD GREEN
Waukegan (West)

Metric Records

How To Score The Finals
Final Place 1st 2nd 3rd 4th 5th 6th 7th 8th
Team Points 10 8 6 5 4 3 2 1

Prep— 23.47 by Michael Carter, Dallas (Jefferson), Tex., 1979 (77-0)
Class A— 18.5801 by Steve Brondyke, Fulton, 1979 (60-11½)
Class AA— 19.4500 by Gerald Green, Waukegan (West), 1979 (63-9¾)
IHSA— 19.5643 by Tom Stock, Belleville (West) 1970 (64-2)

Event Data

	Class A	Class AA
Total Qualifiers	33	48
Total Regular Qualifiers	32	32
Total Extra Qualifiers	1	16
No. of Flights	3	3

Class A District Bests

16.97 Eric Foresman (Sr.) Princeton (55-8¼)
16.87 Todd Schertz (Jr.) Tiskilwa (55-4¼)
16.49 Dan Wetzel (Sr.) Herscher (54-1¼)
16.47 Clete Newton (Sr.) Heyworth (54-0½)
16.38 Kent Renken (Sr.) Mason City (53-9)
16.36 Pat Pence (Sr.) Princeton (53-8)
16.24 Bill McCarty (Sr.) Cerro Gordo (53-3½)
16.23 Tracey Oakley (Sr.) Toledo (Cumberland) (53-3)
16.13 Scott Davis (Sr.) Monticello (52-11)
16.06 Doug Koehler (Jr.) Tampico (52-8¼)

Class AA District Bests

18.32 Gary Kostrubala (Jr.) Chicago (Marist) (60-1¼)
18.16 Jarvis Hall (Sr.) East St. Louis (Sr.) (59-7)
18.04 Joe Marconi (Sr.) Downers Grove (North) (59-2¼)
17.99 Jim Lall (Sr.) Dolton (Thorndridge) (59-0¼)
17.56 Rob Glielmi (Jr.) New Lenox (Lincoln-Way) (57-7¼)
17.29 Mike Bila (Jr.) Oak Lawn (H.S.) (56-8¾)
17.22 Tom Baugh (Sr.) Riverside (R-Brookfield) (56-6)
17.01 Roland Brown (Jr.) Peoria (H.S.) (55-9¾)
16.89 Marion Matas (Jr.) Oak Park (O.P.-River Forest) (55-5)
16.71 Willie Davis (Sr.) East St. Louis (Lincoln) (54-10)

Boys Class A Competitors By Flight

(Boys Class A Competitors Wear Numbers on Red.)

(Note: Top 8 qualify for Finals.)

FLIGHT NO. 1

Order No.	Competitor, School	Place	Mark
1	571 John Schelling (Sr.), Melrose Park (Walther Lutheran)	_____	_____
2	413 Tim Simpson (Sr.), Pinckneyville	_____	_____
3	195 Joel York (Sr.), Oregon	_____	_____
4	336 Marco Pena (Sr.), Marseilles	_____	_____
5	417 Tom Falk, (Sr.), Waterloo (H.S.)	_____	_____
6	323 Tim Huffman (Jr.), Oakland	_____	_____
7	204 Ray Hundley (Sr.), South Beloit	_____	_____
8	82 Tom Schertz (So.), Tiskilwa	_____	_____
9	501 Tom Wallis (Sr.), Abingdon	_____	_____
10	572 Bob Borsa (Sr.), Mooseheart	_____	_____
11	234 Ed Henry (Sr.), Lewistown	_____	_____

FLIGHT NO. 2

Order No.	Competitor, School	Place	Mark
1	658 Tom Lyman (Jr.), Pittsfield	_____	_____
2	591 Tony Klein (Sr.), Macon	_____	_____
3	88 Brad Wyss (Sr.), Cissna Park	_____	_____
4	429 Brian Riccolo (Sr.), Dwight	_____	_____
5	109 Dan Bixley (Jr.), Paxton	_____	_____
6	657 Mark Hatton (Sr.), Pittsfield	_____	_____
7	144 Vince Fisher (So.), Fairfield	_____	_____
8	142 Jack Rodely (Sr.), DuQuoin	_____	_____
9	610 Sean Canaday (Fr.), Riverton	_____	_____
10	244 Larry Yingling (Sr.), Mt. Sterling (Brown Co.)	_____	_____
11	507 Chris Walker (Jr.), Glasford (Illini Bluffs)	_____	_____

FLIGHT NO. 3

Order No.	Competitor, School	Place	Mark	Order No.	Competitor, School	Place	Mark
1	368 Tim Ulrich (Sr.), Washburn (Lowpoint-W.)	_____	_____	7	288 Kent Renken (Sr.), Mason City	_____	_____
2	494 Doug Koehler (Jr.), Tampico	_____	_____	8	282 Clete Newton (Sr.), Heyworth	_____	_____
3	35 Scott Davis (Sr.), Monticello	_____	_____	9	433 Dan Wetzel (Sr.), Herscher	_____	_____
4	334 Tracey Oakley (Sr.), Toledo (Cumberland)	_____	_____	10	81 Todd Schertz (Jr.), Tiskilwa	_____	_____
5	14 Bill McCarty (Sr.), Cerro Gordo	_____	_____	11	478 Eric Foresman (Sr.), Princeton	_____	_____
6	479 Pat Pence (Sr.), Princeton	_____	_____				

Shot Put Boys Class AA Competitors By Flight

(Boys Class AA Competitors Wear Numbers on Green.)

(Note: Top 8 qualify for Finals.)

FLIGHT NO. 1

Order No.	Competitor, School	Place	Mark
1 883	Lamar Thomas (Sr.), Chicago (Marshall)	_____	_____
2 878	Earl Barnes (Jr.), Chicago (Lane)	_____	_____
3 585	Jeff Kruckman (Sr.), Libertyville	_____	_____
4 827	Allen Jennings (Sr.), Chicago (Collins)	_____	_____
5 553	Norb Rock (Sr.), Skokie (Niles West)	_____	_____
6 605	Andy Podyma (Sr.), Waukegan (East)	_____	_____
7 730	William Busher (Jr.), Rockford (Guilford)	_____	_____
8 177	Dennis Jones (So.), Centralia	_____	_____
9 204	Ernie Badger (Sr.), Mt. Vernon	_____	_____
10 716	Rex Brown (Sr.), Rochele	_____	_____
11 380	Rich Chapman (Sr.), Wheaton (W.-Warrenville)	_____	_____
12 153	Tim Richardson (Jr.), Springfield (Lanphier)	_____	_____
13 280	Carl Hampton (Jr.), Danville (H.S.)	_____	_____
14 747	Tim Evans (Sr.), Chicago Hts. (Bloom)	_____	_____
15 294	Bill Nicholson (Jr.), Decatur (MacArthur)	_____	_____
16 507	Dave Alexander (So.), Sterling (H.S.)	_____	_____

FLIGHT NO. 2

Order No.	Competitor, School	Place	Mark
1 660	Marc Brescia (Jr.), LaGrange (Lyons)	_____	_____
2 364	Karoly Soos, (So.), Villa Park (Willowbrook)	_____	_____
3 115	Mark Fitton (Sr.), Canton	_____	_____
4 47	Andy Mazza (Sr.), Schaumburg	_____	_____
5 912	Vince Pribble (Sr.), New Lenox (Lincoln-Way)	_____	_____
6 19	Chris Gunderson (Sr.), Hoffman Estates (Conant)	_____	_____
7 315	Geoff Day (Sr.), Urbana (H.S.)	_____	_____
8 652	Scott Zaroni (Jr.), Hillside (Proviso West)	_____	_____
9 551	Marty Litwin (Sr.), Skokie (Niles North)	_____	_____
10 687	Dan Matas (Jr.), Oak Park (O.P.-River Forest)	_____	_____
11 754	Al Taylor (Sr.), Midlothian (Bremen)	_____	_____
12 379	Rick Jordan (So.), Wheaton (North)	_____	_____
13 378	Jim Juriga (Jr.), Wheaton (North)	_____	_____
14 864	John Riley (Sr.), Chicago (Kenwood)	_____	_____
15 245	Steve Bogdalek (Jr.), Naperville (Central)	_____	_____
16 412	Tom Knoebal (Sr.), Chicago (St. Rita)	_____	_____

FLIGHT NO. 3

Order No.	Competitor, School	Place	Mark	Order No.	Competitor, School	Place	Mark
1 143	Greg Randle (Sr.), Peoria (Manual)	_____	_____	9 150	Roland Brown (Jr.), Peoria (H.S.)	_____	_____
2 106	Mike Long (Sr.), Granite City (North)	_____	_____	10 689	Tom Baugh (Sr.), Riverside (R.-Brookfield)	_____	_____
3 456	Rick Reubin (Sr.), Dixon	_____	_____	11 436	Mike Bila (Jr.), Oak Lawn (H.S.)	_____	_____
4 446	Steve Garner (Sr.), South Holland (Thornwood)	_____	_____	12 262	Rob Glielmi (Jr.), New Lenox (Lincoln-Way)	_____	_____
5 271	Vincent Pickens (Sr.), Champaign (Central)	_____	_____	13 422	Jim Lail (Sr.), Dolton (Thornridge)	_____	_____
6 46	Robert Wolhart (Sr.), Schaumburg	_____	_____	14 218	Joe Marconi (Sr.), Downers Grove (North)	_____	_____
7 86	Willie Davis (Sr.), East St. Louis (Lincoln)	_____	_____	15 102	Jarvis Hall (Sr.), East St. Louis (Sr.)	_____	_____
8 688	Marion Matas (Jr.), Oak Park (O.P.-River Forest)	_____	_____	16 405	Gary Kostrubala (Jr.), Chicago (Marist)	_____	_____

Charting the Class A Finals

Order	No.	Competitor, School	Final Place	Final Distance

Charting the Class AA Finals

Order	No.	Competitor, School	Final Place	Final Distance



**All-Time
Class AA**



JOE TUCKER
Lockport (Central)

Class A



MIKE CONLEY
Chicago (Luther South)

Metric Records

Prep— 16.01 by David Tucker, Fresno (San Joaquin Memorial), Calif., 1970 (52-6¼)
Class A— 14.41 by Mike Conley, Chicago (Luther South), 1980 (Prelims) (47-3¼)
Class AA— 15.132 by Joe Tucker, Lockport (H.S.), 1977 (49-7¾)
IHSA— 15.132 by Joe Tucker, Lockport (H.S.), 1977 (49-7¾)

How To Score The Finals
Final Place 1st 2nd 3rd 4th 5th 6th 7th 8th
Team Points 10 8 6 5 4 3 2 1

Event Data

	Class A	Class AA
Total Qualifiers	32	42
Total Regular Qualifiers	32	32
Total Extra Qualifiers	0	10
No. of Flights	3	3

Class A District Bests

15.07 Mike Conley (Sr.) Chicago (Luther South) (49-5¼)
 14.17 Marc Mitchell (Sr.) New Lenox (Providence) (46-6)
 13.72 Vic Zimmerman (Jr.) Paxton (45-0¼)
 13.54 Bob Cobert (So.) Erie (44-5)
 13.54 Tim Wyss (Jr.) Cissna Park (44-5)
 13.46 Kent Nelson (Sr.) Woodhull (Alwood) (44-2)
 13.40 Kurt Frakes (Sr.) Taylor Ridge (Rockridge) (43-11½)
 13.34 Orlandus Hill (Sr.) Cairo (43-9¼)
 13.30 Herb Knoblauch (Jr.) Washburn (Lowpoint-W.) (43-7¾)
 13.28 Carlos Johnson (Sr.) Sidell (Jamaica) (43-6¾)

Class AA District Bests

14.84 Larry Streater (Sr.) Chicago (Phillips) (48-8¼)
 14.53 Mark Hart (Jr.) Rock Island (H.S.) (47-8)
 14.35 Richard McClarin (Sr.) Harvey (Thornton) (47-1)
 14.26 Kevin Mosby (Jr.) Edwardsville (46-9½)
 14.19 Don Williams (Sr.) Chicago (DeLaSalle) (46-6¾)
 14.18 Veron Taplin (Sr.) Hillside (Proviso West) (46-6¼)
 14.11 Gordon Brown (Jr.) Evanston (Twp.) (46-3½)
 14.05 Allyn Robinson (Sr.) Rockford (East) (46-1¼)
 13.92 Jerry Graves (Sr.) Joliet (East) (45-8)
 13.88 Joe Bunch (Sr.) Dolton (Thorndridge) (45-6½)

Boys Class A Competitors By Flight

(Boys Class A Competitors Wear Numbers on Red.)

(Note: Top 8 qualify for Finals.)

FLIGHT NO. 1

Order No.	Competitor, School	Place	Mark
1	215 Eric Roegge (Sr.), Beardstown	_____	_____
2	456 Marty Monical (So.), Pontiac	_____	_____
3	287 Don Legg (Sr.), Mason City	_____	_____
4	330 Henry Hall (Jr.), Robinson	_____	_____
5	664 Mike Pauline (Jr.), Waverly	_____	_____
6	198 Mark Scholl (Sr.), Polo	_____	_____
7	199 Jim Killam (Sr.), Poplar Grove (North Boone)	_____	_____
8	313 Paul Mulholland (Sr.), Greenville	_____	_____
9	366 Richie Carlson (Sr.), Washburn (Lowpoint-W.)	_____	_____
10	232 Roger Well (Jr.), Lewistown	_____	_____

FLIGHT NO. 2

Order No.	Competitor, School	Place	Mark
1	637 Paul Coonrod (Sr.), Carrollton	_____	_____
2	626 Randy Howard (Jr.), Williamsville	_____	_____
3	154 Cameron Riley (Jr.), Metropolis	_____	_____
4	440 Todd Williams (Jr.), Mazon (M.-Verona-Kinsman)	_____	_____
5	21 Bruce Harrison (Sr.), Fithian (Oakwood)	_____	_____
6	508 Rusty Johnson (Sr.), Knoxville	_____	_____
7	480 Jerry Weber (Jr.), Princeton	_____	_____
8	159 Chuck Wortman (Jr.), West Frankfort (Frankfort)	_____	_____
9	291 Carter Henson (Jr.), Normal (University)	_____	_____
10	386 Kip Wright (So.), Cairo	_____	_____

FLIGHT NO. 3

Order No.	Competitor, School	Place	Mark
1	587 Steve Williams (Sr.), Blue Mound	_____	_____
2	525 Jack Barger (Sr.), Peoria Heights	_____	_____
3	38 Carlos Johnson (Sr.), Sidell (Jamaica)	_____	_____
4	364 Herb Knoblauch (Jr.), Washburn (Lowpoint-W.)	_____	_____
5	385 Orlandus Hill (Sr.), Cairo	_____	_____
6	75 Kurt Frakes (Sr.), Taylor Ridge (Rockridge)	_____	_____

Order No.	Competitor, School	Place	Mark
7	86 Kent Nelson (Sr.), Woodhull (Alwood)	_____	_____
8	89 Tim Wyss (Jr.), Cissna Park	_____	_____
9	458 Bob Cobert (So.), Erie	_____	_____
10	110 Vic Zimmerman (Jr.), Paxton	_____	_____
11	573 Marc Mitchell (Sr.), New Lenox (Providence)	_____	_____
12	548 Mike Conley (Sr.), Chicago (Luther South)	_____	_____

Triple Jump Boys Class AA Competitors By Flight

(Boys Class AA Competitors Wear Numbers on Green.)

(Note: Top 8 qualify for Finals.)

FLIGHT NO. 1 NORTH RUNWAY

Order No.	Competitor, School	Place	Mark
1	411 Greg Tinch (Sr.), Chicago (Quigley South)	_____	_____
2	209 Leland Sherrill (Jr.), Murphysboro	_____	_____
3	608 Hugh Collins (So.), Waukegan (West)	_____	_____
4	40 Pat Miller (Jr.), Rolling Meadows (H.S.)	_____	_____
5	49 Bob Nielson (Sr.), Wheeling	_____	_____
6	272 Neil Wilkie (Jr.), Champaign (Central)	_____	_____
7	606 Ricky Doby (Sr.), Waukegan (West)	_____	_____
8	368 Bill Rinehart (Jr.), Wheaton (Central)	_____	_____
9	144 Virgil Gillium (Jr.), Peoria (Manual)	_____	_____
10	524 William Gunter (Sr.), Evanston (Twp.)	_____	_____
11	263 Tom Richardson (Sr.), New Lenox (Lincoln-Way)	_____	_____
12	541 Scott Taxman (Sr.), Northfield (New Trier West)	_____	_____
13	815 Andre Cobige (Sr.), Chicago (Austin)	_____	_____
14	432 David Morris (Sr.), Harvey (Thornton)	_____	_____

FLIGHT NO. 2 SOUTH RUNWAY

Order No.	Competitor, School	Place	Mark
1	868 Aaron Pass (So.), Chicago (King)	_____	_____
2	485 Tim Ettinger (Sr.), Rock Falls	_____	_____
3	867 Stacy Hearing (So.), Chicago (King)	_____	_____
4	732 Brian Makela (Sr.), Sycamore	_____	_____
5	69 Brad Gass (Jr.), Belleville (West)	_____	_____
6	166 Xavier Weems (Sr.), Springfield (H.S.)	_____	_____
7	672 Mike Broome (Sr.), Maywood (Proviso East)	_____	_____
8	482 Charles Mathis (Jr.), Moline	_____	_____
9	889 Gary Jackson (Sr.), Chicago (Phillips)	_____	_____
10	755 Mo Crawford (Jr.), Midlothian (Bremen)	_____	_____
11	462 Todd Carr (Sr.), East Moline (United)	_____	_____
12	93 Kerry Glenn (Sr.), East St. Louis (Sr.)	_____	_____
13	772 Jeff Laird (Sr.), Olympia Fields (Rich Central)	_____	_____
14	168 Felipe Martin (Jr.), Carbondale	_____	_____

FLIGHT NO. 3 NORTH RUNWAY


Order No.	Competitor, School	Place	Mark	Order No.	Competitor, School	Place	Mark
1	666 Willie Green (Sr.), Maywood (Proviso East)	_____	_____	8	522 Gordon Brown (Jr.), Evanston (Twp.)	_____	_____
2	358 Gavin Harshbarger (Sr.), St. Charles (H.S.)	_____	_____	9	653 Veron Taplin (Sr.), Hillside (Proviso West)	_____	_____
3	295 Dave Joyner (Sr.), Decatur (MacArthur)	_____	_____	10	622 Don Williams (Sr.), Chicago (DeLaSalle)	_____	_____
4	796 Fred Barnes (Jr.), Chicago Hts. (Bloom Trail)	_____	_____	11	104 Kevin Mosby (Jr.), Edwardsville	_____	_____
5	423 Joe Bunch (Sr.), Dolton (Thornridge)	_____	_____	12	431 Richard McClarin (Sr.), Harvey (Thornton)	_____	_____
6	224 Jerry Graves (Sr.), Joliet (East)	_____	_____	13	496 Mark Hart (Jr.), Rock Island (H.S.)	_____	_____
7	727 Allyn Robinson (Sr.), Rockford (East)	_____	_____	14	888 Larry Streeter (Sr.), Chicago (Phillips)	_____	_____

Charting the Class A Finals


Order	No.	Competitor, School	Final Place	Final Distance

Charting the Class AA Finals

Order	No.	Competitor, School	Final Place	Final Distance



**All-Time
Class AA**



BRUCE EWEN
Normal (Comm.)

Class A



HANK HILL
Robinson

Metric Records

Prep— 63.30 by Scott Crowell, Mason City, Iowa, 1978 (207-8)
Class A— 52.38 by Hank Hill, Robinson, 1980 (Finals) (171-10)
Class AA— 55.24 by Bruce Ewen, Normal (Community), 1980 (Finals) (181-3)
IHSA— 55.24 by Bruce Ewen, Normal (Community), 1980 (Finals) (181-3)

How To Score The Finals
Final Place 1st 2nd 3rd 4th 5th 6th 7th 8th
Team Points 10 8 6 5 4 3 2 1

Class A District Bests

49.30 Brad Wyss (Sr.) Cissna Park (161-9)
 48.42 Eric Foresman (Sr.) Princeton (158-10)
 48.26 Kevin Mickelson (Sr.) Galena (158-4)
 47.30 Scott BonDurant (Sr.) Robinson (155-2)
 46.86 Mike Telfer (So.) Princeton (153-9)
 46.22 Jack Rodely (Sr.) DuQuoin (151-8)
 46.10 Brian Riccolo (Sr.) Dwight (151-3)
 45.60 Mark Hatton (Sr.) Pittsfield (149-7)
 45.19 Dan Cox (So.) Rushville (148-3¼)
 45.18 Kent Renken (Sr.) Mason City (148-3)

Class AA District Bests

54.98 Brian Phillips (Sr.) Joliet (West) (180-4½)
 54.48 Gary Kostrubala (Sr.) Chicago (Marist) (178-9)
 53.26 Jim Lail (Sr.) Dolton (Thorndridge) (174-9)
 50.68 Kevin Ashley (Sr.) Hoffman Estates (H.S.) (166-3)
 49.64 Joe Marconi (Sr.) Downers Grove (North) (162-10)
 49.10 Kurt Mayer (Sr.) Tinley Park (H.S.) (161-1)
 49.10 Greg Randle (Sr.) Peoria (Manual) (161-1)
 49.00 Dave Revord (Sr.) Orland Park (Sandburg) (160-9)
 48.82 Rick Reubin (Sr.) Dixon (160-2)
 48.68 Bucky Stinson (Sr.) Morton (159-8½)

Event Data

	Class A	Class AA
Total Qualifiers	33	41
Total Regular Qualifiers	32	32
Total Extra Qualifiers	1	9
No. of Flights	3	3

Boys Class A Competitors By Flight

(Boys Class A Competitors Wear Numbers on Red.)

(Note: Top 8 qualify for Finals.)

FLIGHT NO. 1

Order No.	Competitor, School	Place	Mark
1	607 Tom Giffen (So.), Pana	—	—
2	196 Jerry Baker (Sr.), Oregon	—	—
3	336 Marco Pena (Sr.), Marseilles	—	—
4	581 Paul Zink (Sr.), Wheaton (St. Francis)	—	—
5	82 Tom Schertz (So.), Tiskilwa	—	—
6	504 Jim Nader (Sr.), Farmington (F.-East)	—	—
7	351 Rusty Baker (Sr.), Plano	—	—
8	403 Mike Ellison (Sr.), Lebanon	—	—
9	507 Chris Walker (Sr.), Glasford (Illini Bluffs)	—	—
10	180 Joe Watzawic (Sr.), Hampshire	—	—
11	610 Sean Canaday (Fr.), Riverton	—	—

FLIGHT NO. 2

Order No.	Competitor, School	Place	Mark
1	164 Ray Michael (Sr.), West Frankfort (Frankfort)	—	—
2	283 Trent Meiss (Sr.), Heyworth	—	—
3	580 Ed Zoiss (So.), Wheaton (St. Francis)	—	—
4	64 Jim Palmer (Sr.), Kewanee (Wethersfield)	—	—
5	331 Bill Ackman (Sr.), Robinson	—	—
6	658 Tom Lyman (Sr.), Pittsfield	—	—
7	43 Kevin Corley (Sr.), Sullivan	—	—
8	450 John Hurt (Sr.), Pontiac	—	—
9	111 Glen Fickbohm (Sr.), Paxton	—	—
10	35 Scott Davis (Sr.), Monticello	—	—
11	414 Greg Gordon (Sr.), Sparta	—	—

FLIGHT NO. 3

Order No.	Competitor, School	Place	Mark	Order No.	Competitor, School	Place	Mark
1	244 Larry Yingling (Sr.), Mt. Sterling (Brown Co.)	—	—	7	481 Mike Telfer (So.), Princeton	—	—
2	288 Kent Renken (Sr.), Mason City	—	—	8	333 Scott BonDurant (Sr.), Robinson	—	—
3	253 Dan Cox (So.), Rushville	—	—	9	464 Kevin Mickelson (Sr.), Galena	—	—
4	657 Mark Hatton (Sr.), Pittsfield	—	—	10	478 Eric Foresman (Sr.), Princeton	—	—
5	429 Brian Riccolo (Sr.), Dwight	—	—	11	88 Brad Wyss (Sr.), Cissna Park	—	—
6	142 Jack Rodely (Sr.), DuQuoin	—	—				

Discus

Boys Class AA Competitors By Flight

(Boys Class AA Competitors Wear Numbers on Green.)

(Note: Top 8 qualify for Finals.)

FLIGHT NO. 1

Order No.	Competitor, School	Place	Mark
1	548 Alex Bakaturski (Sr.), Park Ridge (Maine East)	_____	_____
2	169 Mike O'Day (Sr.), Carbondale	_____	_____
3	47 Andy Mazza (Sr.), Schaumburg	_____	_____
4	609 Steve Bonnef (Jr.), Waukegan (West)	_____	_____
5	585 Jeff Kruckman (Sr.) Libertyville	_____	_____
6	349 Scott Kellar (Jr.), Roselle (Lake Park)	_____	_____
7	509 Kelly O'Brien (Sr.), Sterling (H.S.)	_____	_____
8	63 David Eichen (Sr.), Alton (Sr.)	_____	_____
9	883 Lamar Thomas (Sr.), Chicago (Marshall)	_____	_____
10	837 Myron Adams (Sr.), Chicago (Corliss)	_____	_____
11	714 Eric Crittenden (Sr.), McHenry (H.S.)	_____	_____
12	280 Carl Hampton (Jr.), Danville (H.S.)	_____	_____
13	864 John Riley (Sr.), Chicago (Kenwood)	_____	_____

FLIGHT NO. 2

Order No.	Competitor, School	Place	Mark
1	832 Lavar Stewart (Sr.), Chicago (Collins)	_____	_____
2	347 Dan Feely (Sr.), Lombard (Glenbard East)	_____	_____
3	526 Jim Blondell (So.), Glenview (Glenbrook South)	_____	_____
4	204 Ernie Badger (Sr.), Mt. Vernon	_____	_____
5	623 Jai Thomas (Sr.), Chicago (DeLaSalle)	_____	_____
6	713 Hans Beyer (Jr.), Loves Park (Harlem)	_____	_____
7	253 Dave Prescher (Sr.), Naperville (North)	_____	_____
8	508 Dave Sutkay (Sr.), Sterling (H.S.)	_____	_____
9	658 Dave Lindquist (Jr.), Hinsdale (Central)	_____	_____
10	468 Pat Fortune (Jr.), Geneseo (Darnall)	_____	_____
11	102 Jarvis Hall (Sr.), East St. Louis (Sr.)	_____	_____
12	315 Geoff Day (Sr.), Urbana (H.S.)	_____	_____
13	802 Lawrence Hampton (Jr.), Chicago Heights (Bloom Trail)	_____	_____
14	687 Dan Matas (Jr.), Oak Park (O.P.-River Forest)	_____	_____

FLIGHT NO. 3

Order No.	Competitor, School	Place	Mark	Order No.	Competitor, School	Place	Mark
1	689 Tom Baugh (Sr.), Riverside (R.-Brookfield)	_____	_____	8	143 Greg Randle (Sr.), Peoria (Manual)	_____	_____
2	814 Bob Mazanke (Jr.), Palos Hills (Stagg)	_____	_____	9	784 Kurt Mayer (Sr.), Tinley Park (H.S.)	_____	_____
3	731 Todd Netherton (Jr.), Rockford (Guilford)	_____	_____	10	218 Joe Marconi (Sr.), Downers Grove (North)	_____	_____
4	748 John Boren (Sr.), Chicago Heights (Bloom)	_____	_____	11	28 Kevin Ashley (Jr.), Hoffman Estates (H.S.)	_____	_____
5	125 Bucky Stinson (Sr.), Morton	_____	_____	12	422 Jim Lail (Sr.), Dolton (Thornridge)	_____	_____
6	456 Rick Reubin (Sr.), Dixon	_____	_____	13	405 Gary Kostrubala (Jr.), Chicago (Marist)	_____	_____
7	779 Dave Revord (Sr.), Orland Park (Sandburg)	_____	_____	14	228 Brian Phillips (Sr.), Joliet (West)	_____	_____

Charting the Class A Finals

Order No.	Competitor, School	Final Place	Final Distance

Charting the Class AA Finals

Order No.	Competitor, School	Final Place	Final Distance



3200-METER RELAY

All-Time Class AA



HARVEY (THORNTON)
(Steve Ibarra, Bill Moran, Mike Clark, Donald White)

Class A



LEBANON
(Victor Burns, Terry Grunden, Jeff Lee, Harvey Thomas)

Metric Records

- Prep—** 7:38.0 by Harvey (Thornton), II. (Steve Ibarra, Bill Moran, Mike Clark, Donald White), 1976.
- Class A—** 7:55.1 by Lebanon (Victor Burns, Terry Grunden, Jeff Lee, Harvey Thomas), 1977 (Finals)
- Class AA—** 7:38.0 by Harvey (Thornton) (Steve Ibarra, Bill Moran, Mike Clark, Donald White), 1976 (Finals)
- IHSA** 7:38.0 by Harvey (Thornton) (Steve Ibarra, Bill Moran, Mike Clark, Donald White), 1976 (Finals)

How To Score The Finals

Final Place	1st	2nd	3rd	4th	5th	6th	7th	8th
Team Points	10	8	6	5	4	3	2	1

Event Data

	Class A	Class AA
Total Qualifiers	32	45
Total Regular Qualifiers	32	32
Total Extra Qualifiers	0	13
No. of Heats	2	3

Class A District Bests

- 8:04.6 Freeburg
- 8:05.8 Lisle (Sr.)
- 8:07.6 Elmhurst (Timothy Christian)
- 8:08.6 Breese (Mater Dei)
- 8:11.2 Heyworth
- 8:11.9 Mahomet (M.-Seymour)
- 8:12.6 Yorkville
- 8:13.0 Washburn (Lowpoint-W.)
- 8:13.2 Sherrard
- 8:41.8 Carmi

Class AA District Bests

- 7:47.3 Chicago Heights (Bloom)
- 7:51.4 East St. Louis (Sr.)
- 7:53.9 New Lenox (Lincoln-Way)
- 7:54.6 Rockford (East)
- 7:54.7 Wheaton (North)
- 7:54.9 Palatine (H.S.)
- 7:55.0 Moline
- 7:55.8 Midlothian (Bremen)
- 7:56.0 Naperville (North)
- 7:56.1 Oak Park (O.P.-River Forest)

Boys Class A Competitors By Heat

(Boys Class A Competitors Wear Numbers on Red.)

(Note: Top 12 times qualify for Finals.)

HEAT NO. 1

Alley	Competitor, School	Place	Time
1-1	Freeburg	_____	_____
1-2	Sherrard	_____	_____
1-3	Sterling (Newman)	_____	_____
1-4	Rushville	_____	_____
2-1	Elmhurst (Timothy Christian)	_____	_____
2-2	Princeton	_____	_____
2-3	DuQuoin	_____	_____
2-4	Paxton	_____	_____
3-1	Heyworth	_____	_____
3-2	Delavan	_____	_____
3-3	Beecher	_____	_____
3-4	Carlinville	_____	_____
4-1	Yorkville	_____	_____
4-2	Monmouth (Warren)	_____	_____
4-3	Marengo	_____	_____
4-4	Lansing (Illiana Christian)	_____	_____

HEAT NO. 2

Alley	Competitor, School	Place	Time
1-1	Lisle (Sr.)	_____	_____
1-2	Carmi	_____	_____
1-3	Mt. Morris	_____	_____
1-4	Carrollton	_____	_____
2-1	Breese (Mater Dei)	_____	_____
2-2	Fithian (Oakwood)	_____	_____
2-3	Aledo	_____	_____
2-4	Robinson	_____	_____
3-1	Mahomet (M.-Seymour)	_____	_____
3-2	Peoria (Bergan)	_____	_____
3-3	Warrensburg (W.-Latham)	_____	_____
3-4	Mendon (Unity)	_____	_____
4-1	Washburn (Lowpoint-W.)	_____	_____
4-2	Auburn	_____	_____
4-3	Hoopeston (H.-East Lynn)	_____	_____
4-4	Oakland	_____	_____

3200-Meter Relay

Boys Class AA Competitors By Heat

(Boys Class AA Competitors Wear Numbers on Green.)

(Note: Top 12 times qualify for Finals.)

HEAT NO. 1

Alley	Competitor, School	Place	Time
1-1	Chicago Heights (Bloom)	_____	_____
1-2	Palatine (Fremd)	_____	_____
1-3	East St. Louis (Lincoln)	_____	_____
2-1	Rockford (East)	_____	_____
2-2	Kankakee (Westview)	_____	_____
2-3	Deerfield	_____	_____
2-4	Chicago (Robeson)	_____	_____
3-1	Moline	_____	_____
3-2	Lockport (Twp.)	_____	_____
3-3	Elmhurst (York)	_____	_____
3-4	Decatur (MacArthur)	_____	_____
4-1	Oak Park (O.P.-River Forest)	_____	_____
4-2	Olympia Fields (Rich Central)	_____	_____
4-3	Centralia	_____	_____
4-4	Harrisburg	_____	_____

HEAT NO. 2

Alley	Competitor, School	Place	Time
1-1	East St. Louis (Sr.)	_____	_____
1-2	Mt. Prospect (Prospect)	_____	_____
1-3	Orland Park (Sandburg)	_____	_____
2-1	Wheaton (North)	_____	_____
2-2	Northbrook (Glenbrook North)	_____	_____
2-3	Pekin	_____	_____
2-4	Chicago (Lane)	_____	_____
3-1	Midlothian (Bremen)	_____	_____
3-2	Peoria (Manual)	_____	_____
3-3	East Peoria	_____	_____
3-4	Chicago (Marist)	_____	_____
4-1	Springfield (Southeast)	_____	_____
4-2	Maywood (Proviso East)	_____	_____
4-3	Blue Island (Eisenhower)	_____	_____
4-4	East Moline (United)	_____	_____

HEAT NO. 3

Alley	Competitor, School	Place	Time
1-1	New Lenox (Lincoln-Way)	_____	_____
1-2	Hinsdale (Central)	_____	_____
1-3	Prairie View (Stevenson)	_____	_____
2-1	Palatine (H.S.)	_____	_____
2-2	Barrington	_____	_____
2-3	Chicago (Gordon Tech.)	_____	_____
2-4	Chicago (Farragut)	_____	_____
3-1	Naperville (North)	_____	_____
3-2	Bensenville (Fenton)	_____	_____
3-3	Glen Ellyn (Glenbard West)	_____	_____
3-4	Chicago (C.-Vocational)	_____	_____
4-1	Winnetka (New Trier East)	_____	_____
4-2	St. Charles (H.S.)	_____	_____
4-3	DeKalb	_____	_____
4-4	Urbana (H.S.)	_____	_____



400-METER RELAY

All-Time

Class AA

Class A

Class AA

Picture
Unavailable



WAUKEGAN (EAST)
(Kevin Johnson, David Greathouse,
LeRoy Norman, Nate Sloan)

MELROSE PARK (WALTHER LUTHERAN)
(Frank Moss, Don Samuel,
Brian Hannemann, Pat Powe)

EAST ST. LOUIS (SR.)
(Stanley Braggs, Richard Townsend,
Lamar Pickett, Marvin Edmonds)

Metric Records

- Prep—** :40.2 by Dallas (Lincoln), Tex. (John Delley, Joe Pouncy, Gene Pouncy, Rufus Shaw), 1970.
- Class A—** 43.0 by Melrose Park (Walther Lutheran) (Frank Moss, Don Samuel, Brian Hannemann, Pat Powe), 1980 (Finals).
- Class AA—** :41.7 by East St. Louis (Sr.) (Stanley Braggs, Richard Townsend, Lamar Pickett, Marvin Edmonds), 1975
- :41.7 by Waukegan (East) (Kevin Johnson, David Greathouse, LeRoy Norman, Nate Sloan), 1980 (Prelims).
- IHSA—** :41.7 by East St. Louis (Sr.) (Stanley Braggs, Richard Townsend, Lamar Pickett, Marvin Edmonds), 1975
- :41.7 by Waukegan (East) (Kevin Johnson, David Greathouse, LeRoy Norman, Nate Sloan), 1980 (Prelims).

How To Score The Finals

Final Place	1st	2nd	3rd	4th	5th	6th	7th	8th
Team Points	10	8	6	5	4	3	2	1

Event Data

	Class A	Class AA
Total Qualifiers	32	41
Total Regular Qualifiers	32	32
Total Extra Qualifiers	0	9
No. of heats	4	6

Class A District Bests

- :43.5 Chicago (Leo)
- :43.6 Anna (A.-Jonesboro)
- :43.8 Melrose Park (Walther Lutheran)
- :44.3 Roseville
- :44.4 Litchfield
- :44.4 Rochester
- :44.4 St. Anne
- :44.4 Dupo
- :44.5 McLeansboro
- :44.7 White Hall (North Greene)
- :44.7 Niantic (N.-Harristown)

Class AA District Bests

- :41.9 Blue Island (Eisenhower)
- :42.0 East St. Louis (Lincoln)
- :42.4 Elgin (Larkin)
- :42.4 Harvey (Thornton)
- :42.5 Country Club Hills (Hillcrest)
- :42.5 North Chicago
- :42.7 Glen Ellyn (Glenbard South)
- :42.8 Decatur (MacArthur)
- :42.8 Peoria (Manual)
- :42.8 Alton (Sr.)

Boys Class A Competitors By Heat

(Boys Class A Competitors Wear Numbers on Red.)

(Note: Top 8 times qualify for Finals.)

HEAT NO. 1

Lane	School	Place	Time
1	Freeport (Aquin)	_____	_____
2	South Beloit	_____	_____
3	McLeansboro	_____	_____
4	Litchfield	_____	_____
5	Chicago (Leo)	_____	_____
6	Plano	_____	_____
7	Farmer City (F.C.-Mansfield)	_____	_____
8	Arthur	_____	_____

HEAT NO. 2

Lane	School	Place	Time
1	Dwight	_____	_____
2	Kewanee (Wethersfield)	_____	_____
3	White Hall (North Greene)	_____	_____
4	Anna (A.-Jonesboro)	_____	_____
5	Rochester	_____	_____
6	Robinson	_____	_____
7	Taylor Ridge (Rockridge)	_____	_____
8	Bridgeport (Red Hill)	_____	_____

HEAT NO. 3

Lane	School	Place	Time
1	Hamilton	_____	_____
2	Princeville	_____	_____
3	Peru (St. Bede)	_____	_____
4	St. Anne	_____	_____
5	Melrose Park (Walther Lutheran)	_____	_____
6	Niantic (N.-Harristown)	_____	_____
7	Fulton	_____	_____
8	Momence	_____	_____

HEAT NO. 4

Lane	School	Place	Time
1	Havana	_____	_____
2	Normal (University)	_____	_____
3	Prophetstown	_____	_____
4	Dupo	_____	_____
5	Roseville	_____	_____
6	Watseka	_____	_____
7	Monticello	_____	_____
8	West Frankfort (Frankfort)	_____	_____

400-Meter Relay

Boys Class AA Competitors By Heat

(Boys Class AA Competitors Wear Numbers on Green.)

(Note: Top 8 times qualify for Finals.)

HEAT NO. 1

Lane	School	Place	Time
1	Northfield (New Trier West)	_____	_____
2	DeKalb	_____	_____
3	Decatur (Eisenhower)	_____	_____
4	Blue Island (Eisenhower)	_____	_____
5	Glen Ellyn (Glenbard South)	_____	_____
6	Chicago (Phillips)	_____	_____
7	Sterling (H.S.)	_____	_____
8		_____	_____

HEAT NO. 2

Lane	School	Place	Time
1	Marion	_____	_____
2	Maywood (Proviso East)	_____	_____
3	Waukegan (East)	_____	_____
4	East St. Louis (Lincoln)	_____	_____
5	Decatur (MacArthur)	_____	_____
6	Chicago (Tilden)	_____	_____
7	Chicago (Dunbar)	_____	_____
8		_____	_____

HEAT NO. 3

Lane	School	Place	Time
1	Lockport (Twp.)	_____	_____
2	Chicago (Mendel)	_____	_____
3	Olympia Fields (Rich Central)	_____	_____
4	Elgin (Larkin)	_____	_____
5	Peoria (Manual)	_____	_____
6	East St. Louis (Sr.)	_____	_____
7	Wheeling	_____	_____
8		_____	_____

HEAT NO. 4

Lane	School	Place	Time
1	Aurora (East)	_____	_____
2	South Holland (Thornwood)	_____	_____
3	Hillside (Proviso West)	_____	_____
4	Harvey (Thornton)	_____	_____
5	Alton (Sr.)	_____	_____
6	Chicago (Collins)	_____	_____
7	Peoria (H.S.)	_____	_____
8		_____	_____

HEAT NO. 5

Lane	School	Place	Time
1	Hoffman Estates (H.S.)	_____	_____
2	Tinley Park (H.S.)	_____	_____
3	Dolton (Thornridge)	_____	_____
4	Country Club Hills (Hillcrest)	_____	_____
5	Berwyn (Morton West)	_____	_____
6	Freeport (H.S.)	_____	_____
7	Wilmette (Loyola)	_____	_____
8		_____	_____


HEAT NO. 6

Lane	School	Place	Time
1		_____	_____
2	Wheaton (North)	_____	_____
3	Chicago (Fenger)	_____	_____
4	North Chicago	_____	_____
5	Chicago Heights (Bloom)	_____	_____
6	Moline	_____	_____
7	Harrisburg	_____	_____
8		_____	_____



3200-METER RUN

All-Time




CRAIG VIRGIN
Lebanon

Class A



REO ROREM
Gilman

Class AA



TOM GRAVES
Orland Park (Sandburg)

Metric Records

- Prep—** 8:41.5 by Steve Prefontaine, Coos Bay (Marshfield), Ore., 1969
Class A— 9:11.5 by Reo Rorum, Gilman, 1976
Class AA— 8:51.9 by Tom Graves, Orland Park (Sandburg), 1977 (Finals)
IHSA— 8:42.6 by Craig Virgin, Lebanon, 1973

How To Score The Finals

Final Place	1st	2nd	3rd	4th	5th	6th	7th	8th
Team Points	10	8	6	5	4	3	2	1

Event Data

	Class A	Class AA
Total Qualifiers	32	44
Total Regular Qualifiers	32	32
Total Extra Qualifiers	0	12
No. of Sections	1	2

Class A District Bests

- 8:15.2 Jamie Dow (Sr.) Princeton
- 8:18.9 Brad Pollock (Jr.) Prophetstown
- 9:33.8 Lance Murphy (Sr.) Addison (Driscoll)
- 9:35.8 John Guthrie (Sr.) Lebanon
- 9:37.1 Lowell Miller (Sr.) Mt. Morris
- 9:39.7 Dale Chapman (Jr.) Findlay
- 9:42.3 Manuel Rivera (Jr.) Mason City
- 9:43.0 Mike Eisele (Sr.) Woodstock (Marian)
- 9:47.8 Todd Jacobson (Sr.) Yorkville
- 9:48.7 David Behm (Jr.) Georgetown

Class AA District Bests

- 9:04.7 Ty Wolf (Sr.) Oswego
- 9:05.8 Jim Knudsen (Jr.) Lockport (Twp.)
- 9:08.8 Rich Kruiuswyck (Sr.) Aurora (West)
- 9:11.5 Steve Strevell (Sr.) Naperville (North)
- 9:11.6 Bob Dumphrey (Sr.) Schaumburg
- 9:13.7 Rob Leanna (Sr.) Woodstock (H.S.)
- 9:14.4 Steve Rosenblum (Sr.) Skokie (Niles West)
- 9:14.4 Jim Les (Sr.) Niles (Notre Dame)
- 9:15.2 Dan Riley (Sr.) Niles (Notre Dame)
- 9:15.9 Ryan Stoll (Jr.) Lake Forest (H.S.)

Boys Class A Competitors By Section

(Boys Class A Competitors Wear Numbers on Red.)

(Note: Finals only to be run on Saturday.)

Alley No.	Competitor, School	Place	Time
1-1 471	Jamie Dow (Sr.), Princeton	_____	_____
1-2 191	Lowell Miller (Sr.), Mt. Morris	_____	_____
1-3 370	Todd Jacobson (Sr.), Yorkville	_____	_____
1-4 133	Jim Brehm (Sr.), Carmi	_____	_____
1-5 523	John Spring (Sr.), Peoria (Bergan)	_____	_____
1-6 79	Al Warren (Sr.), Tiskilwa	_____	_____
1-7 422	Dave Hodgett (So.), Beecher	_____	_____
1-8 235	Bob Obert (So.), Liberty	_____	_____
2-1 486	Brad Pollock (Jr.), Prophetstown	_____	_____
2-2 590	Dale Chapman (Jr.), Findlay	_____	_____
2-3 22	David Behm (Jr.), Georgetown	_____	_____
2-4 105	Mitch McClure (Sr.), Paxton	_____	_____
2-5 354	Scott Schwartig (Jr.), Spring Valley (Hall)	_____	_____
2-6 332	Alan Singleton (So.), Robinson	_____	_____
2-7 265	Dave Rocke (Sr.), Eureka	_____	_____
2-8 423	Dan Stolzenbach (Sr.), Beecher	_____	_____
3-1 636	Jay Carter (Sr.), Carrollton	_____	_____
3-2 51	Mark Lee (Jr.), Aledo	_____	_____
3-3 216	John White (So.), Carthage (Hancock Central)	_____	_____
3-4 108	Craig Stockman (Jr.), Paxton	_____	_____
3-5 554	Jim Pascale (Sr.), Elmhurst (Immaculate Conception)	_____	_____
3-6 126	Brent McLain (So.), Benton	_____	_____
3-7 286	Manuel Rivera (Jr.), Mason City	_____	_____
3-8 538	Lance Murphy (Sr.), Addison (Driscoll)	_____	_____
4-1 644	Robert Brown (Jr.), Jacksonville (I.S.D.)	_____	_____
4-2 304	Mike Burgess (Jr.), Flora	_____	_____
4-3 524	Don Ray (Jr.), Peoria (Bergan)	_____	_____
4-4 409	Kevin Waller (Sr.), Nashville	_____	_____
4-5 15	Tim Schmidt (Sr.), Danville (Schlarman)	_____	_____
4-6 609	Scot Perry (Sr.), Riverton	_____	_____
4-7 211	Mike Eisele (Sr.), Woodstock (Marian)	_____	_____
4-8 402	John Guthrie (Sr.), Lebanon	_____	_____

3200-Meter Run Boys Class AA Competitors By Section

(Boys Class AA Competitors Wear Numbers on Green.)

(Note: Finals only to be run on Saturday.)

SECTION 1

Alley No.	Competitor, School	Place	Time
1-1 515	James Shaverf (Jr.), Evanston (Twp.)	_____	_____
1-2 354	Chris Brandli (Jr.), St. Charles (H.S.)	_____	_____
1-3 712	Tom Milroy (So.) Loves Park (Harlem)	_____	_____
1-4 95	Michael Williams (Sr.), East St. Louis (Sr.)	_____	_____
1-5 875	Brian Chambers (Jr.), Chicago (Lane)	_____	_____
2-1 58	Gary Chappel (Sr.), Alton (Sr.)	_____	_____
2-2 501	Paul Vandersteen (Sr.), Sterling (H.S.)	_____	_____
2-3 8	Tim Phillips (Fr.), Arlington Heights (St. Viator)	_____	_____
2-4 778	Steve Kaye (Jr.), Orland Park (Sandburg)	_____	_____
2-5 874	Tom Strachan (Sr.), Chicago (Lane)	_____	_____
3-1 424	Mike Vitaliano (Sr.), Evergreen Park	_____	_____
3-2 717	Peter Gallenz (Jr.), Rockford (Boylan)	_____	_____
3-3 690	Troy Yunk (Sr.), Belvidere	_____	_____
3-4 268	Larry Earl (Sr.) Champaign (Centennial)	_____	_____
3-5 270	Timo Mostert (Sr.), Champaign (Central)	_____	_____
3-6 856	Greg Gill (So.), Chicago (Fenger)	_____	_____
4-1 638	Mark Jerger (Sr.), Elmhurst (York)	_____	_____
4-2 123	Larry Finch (Jr.), Metamora	_____	_____
4-3 116	David Egan (Fr.), Chatham (Glenwood)	_____	_____
4-4 197	Robert Simon (Sr.), Mattoon	_____	_____
4-5 174	Jim Holloway (Sr.), Centralia	_____	_____
4-6 869	Lanier Schmeglar (Sr.), Chicago (Lakeview)	_____	_____

SECTION 2

Alley No.	Competitor, School	Place	Time
1-1 264	Ty Wolf (Sr.), Oswego	_____	_____
1-2 42	Bob Dumphey (Sr.), Schaumburg	_____	_____
1-3 532	Dan Riley (Sr.), Niles (Notre Dame)	_____	_____
1-4 238	Jim Sylte (Sr.), Lockport (Twp.)	_____	_____
1-5 777	Jeff Parker (Sr.), Orland Park (Sandburg)	_____	_____
2-1 237	Jim Knudsen (Jr.), Lockport (Twp.)	_____	_____
2-2 733	Rob Leanna (Sr.), Woodstock (H.S.)	_____	_____
2-3 578	Ryan Stoll (Jr.), Lake Forest (H.S.)	_____	_____
2-4 43	Glenn Goergen (Sr.), Schaumburg	_____	_____
2-5 434	Steve Dittrich (Sr.), Lansing (T.F. South)	_____	_____
3-1 215	Rich Kruiswyck (Sr.), Aurora (West)	_____	_____
3-2 552	Steve Rosenblum (Sr.), Skokie (Niles West)	_____	_____
3-3 628	Mike Patton (Sr.), Chicago (St. Ignatius)	_____	_____
3-4 461	Terry Shamsie (Sr.), East Moline (United)	_____	_____
3-5 24	Matt Perry (Sr.), Hoffman Estates (H.S.)	_____	_____
3-6 478	Craig Ford (Jr.), Moline	_____	_____
4-1 250	Steve Strevell (Sr.), Naperville (North)	_____	_____
4-2 531	Jim Les (Sr.), Niles (Notre Dame)	_____	_____
4-3 566	Robert Otten (Sr.), Antioch	_____	_____
4-4 360	Kevin Fry (Sr.), Villa Park (Willowbrook)	_____	_____
4-5 546	Bob Dluzen (Sr.), Park Ridge (Maine East)	_____	_____
4-6 677	Larry Head (Jr.), Oak Park (O.P.-River Forest)	_____	_____

Charting the Class A Finals

No.	Competitor, School	Final Place	Final Time

Charting the Class AA Finals

No.	Competitor, School	Final Place	Final Time



110-METER HIGH HURDLES

**All-Time
Class AA**

Class A

Picture

Unavailable



JIM FOSTER
Evanston (Twp.)

RANDY KLATT
Rochester

Metric Records

- Prep—** :12.9 by Renaldo Nehemiah, Scotch Plains (Fanwood), N.Y., 1977
Class A— :14.5 by Randy Klatt, Rochester, 1980 (Finals)
Class AA— :14.1 by Jim Foster, Evanston (Twp.), 1980 (Semifinals)
IHSA— :14.1 by Jim Foster, Evanston (Twp.), 1980 (Semis)

How To Score The Finals

Final Place	1st	2nd	3rd	4th	5th	6th	7th	8th
Team Points	10	8	6	5	4	3	2	1

Event Data

	Class A	Class AA
Total Qualifiers	32	39
Total Regular Qualifiers	32	32
Total Extra Qualifiers	0	7
No. of Heats	4	6

Class A District Bests

- :15.0 Dan Zimmerman (Sr.) Chicago (Leo)
- :15.0 Brian Bosecker (Sr.) Stillman Valley
- :15.0 Mike Horney (Sr.) White Hall (North Greene)
- :15.0 John McCarthy (Jr.) Buffalo (Tri-City)
- :15.1 Todd Nelson (Sr.) Morrison
- :15.1 Kevin Fisher (Jr.) Greenville
- :15.1 Greg Hines (Sr.) Chicago (Leo)
- :15.1 Don Hull (Sr.) White Hall (North Greene)
- :15.2 Brad Thomas (Jr.) Chester
- :15.2 Lynn Pattan (Sr.) Morrison

Class AA District Bests

- :14.0 Derek Cole (Sr.) Chicago Hts. (Bloom)
- :14.1 Larry Streeter (Sr.) Chicago (Phillips)
- :14.2 Charles Moss (Sr.) Mattoon
- :14.3 Rich Ellis (Jr.) North Chicago
- :14.4 Tim Rozycki (Sr.) Granite City (North)
- :14.4 Paul Levy (Sr.) Evanston (Twp.)
- :14.4 Craig Easley (Sr.) Joliet (Central)
- :14.4 Tom Boge (Jr.) Crystal Lake (South)
- :14.4 Steve Peoples (Sr.) Glen Ellyn (Glenbard South)
- :14.4 Roy Jones (Jr.) East St. Louis (Lincoln)
- :14.4 Rick Jenkins (Sr.) Mt. Vernon

Boys Class A Competitors By Heat

(Boys Class A Competitors Wear Numbers on Red.)

(Note: Top 4 times each heat qualify for Semifinals.)

(Note: Top 4 times each Semifinal heat qualify for Finals.)

HEAT NO. 1

Lane	No.	Competitor, School	Place	Time
1	245	Roger Dieker (Jr.), Payson (Seymour)	_____	_____
2	510	Rick Kellum (So.), Monmouth (H.S.)	_____	_____
3	207	Greg Leombruni (Sr.), Winnebago	_____	_____
4	543	Dan Zimmerman (Sr.), Chicago (Leo)	_____	_____
5	467	Todd Nelson (Sr.), Morrison	_____	_____
6	388	Brad Thomas (Jr.), Chester	_____	_____
7	447	Lou Boyd (Sr.), Pontiac	_____	_____
8	352	Mike Terry (Jr.), Sandwich	_____	_____

HEAT NO. 2

Lane	No.	Competitor, School	Place	Time
1	95	Dan Stinde (Sr.), Gibson City	_____	_____
2	147	Brad Lee (Sr.), McLeansboro	_____	_____
3	468	Lynn Pattan (Sr.), Morrison	_____	_____
4	307	Kevin Fisher (Jr.), Greenville	_____	_____
5	205	Brian Bosecker (Sr.), Stillman Valley	_____	_____
6	378	Carl Evans (Sr.), Anna (A.-Jonesboro)	_____	_____
7	134	Mike Gwaltney (Sr.), Carmi	_____	_____
8	432	Val Messier (So.), Herscher	_____	_____

HEAT NO. 3

Lane	No.	Competitor, School	Place	Time
1	255	Gary Stauffer (Jr.), Clinton	_____	_____
2	254	Bill Lambert (Sr.), Warsaw	_____	_____
3	65	Robert Phillips (Jr.), Orion	_____	_____
4	668	Mike Horney (Sr.), White Hall (North Green)	_____	_____
5	546	Greg Hines (Sr.), Chicago (Leo)	_____	_____
6	615	Eliot Lewis (Jr.), Rochester	_____	_____
7	347	Mark Priar (So.), Plano	_____	_____
8	36	Steve Immke (Jr.), St. Joseph (S.J.-Ogden)	_____	_____

HEAT NO. 4

Lane	No.	Competitor, School	Place	Time
1	284	Mick Freed (Sr.), Lexington	_____	_____
2	52	Todd Ricketts (Sr.), Aledo	_____	_____
3	296	Rich Meier (Sr.), Altamont	_____	_____
4	667	Don Hull (Sr.), White Hall (North Greene)	_____	_____
5	588	John McCarthy (Jr.), Buffalo (Tri-City)	_____	_____
6	525	Jack Barger (Sr.), Peoria Hts.	_____	_____
7	37	Troy Kirby (Sr.), Sidell (Jamaica)	_____	_____
8	125	Gary Duden (Sr.), Watseka	_____	_____

110-Meter High Hurdles

Boys Class AA Competitors By Heat

(Boys Class AA Competitors Wear Numbers on Green.)

(Note: Top 4 times each heat qualify for Semifinals.)

(Note: Top 2 times each Semifinal heat qualify for Finals.)

HEAT NO. 1

Lane	No.	Competitor, School	Place	Time
1	502	Todd Wigginton (Sr.) Sterling (H.S.)	_____	_____
2	722	Keith Jackson (Sr.) Rockford (East)	_____	_____
3	633	Jeff McBain (Sr.) Darien (Hinsdale South)	_____	_____
4	741	Derek Cole (Sr.) Chicago Hts. (Bloom)	_____	_____
5	512	Ben Darcy (Sr.) Des Plaines (Maine North)	_____	_____
6	894	Mike Kuskuk (Jr.) Chicago (Taft)	_____	_____
7	308	Roger Jones (Jr.) Rantoul	_____	_____
8			_____	_____

HEAT NO. 2

Lane	No.	Competitor, School	Place	Time
1	464	Steve Pulliam (Sr.) Galesburg	_____	_____
2	760	John Elliott (So.) Kankakee (Westview)	_____	_____
3	152	Jeff Williams (Sr.) Springfield (Lanphier)	_____	_____
4	888	Larry Streeter (Sr.) Chicago (Phillips)	_____	_____
5	202	Rick Jenkins (Sr.) Mt. Vernon	_____	_____
6	52	David Hengesh (Sr.) Wheeling	_____	_____
7	225	Rod Shelby (Sr.) Joliet (West)	_____	_____
8			_____	_____

HEAT NO. 3

Lane	No.	Competitor, School	Place	Time
1	298	Tim Pleasant (Sr.) Lincoln	_____	_____
2	361	Roy Sparks (Jr.) Villa Park (Willowbrook)	_____	_____
3	678	Mark Quinlivan (Sr.) Oak Park (O.P.-River Forest)	_____	_____
4	198	Charles Moss (Sr.) Mattoon	_____	_____
5	80	Roy Jones (Jr.) East St. Louis (Lincoln)	_____	_____
6	898	Berl Jessup (Sr.) Chicago (Tilden)	_____	_____
7	418	Doug Currier (Sr.) Dolton (Thornridge)	_____	_____
8			_____	_____

HEAT NO. 4

Lane	No.	Competitor, School	Place	Time
1			_____	_____
2	124	Robert Kindred (Sr.) Morton	_____	_____
3	70	Lorenzo Smith (So.) Cahokia	_____	_____
4	590	Rich Ellis (Jr.) North Chicago	_____	_____
5	331	Steve Peoples (Sr.) Glen Ellyn (Glenbard South)	_____	_____
6	517	Peter McNaughton (Sr.) Evanston (Twp.)	_____	_____
7	417	Brad Huffman (Sr.) Dolton (Thornridge)	_____	_____
8			_____	_____

HEAT NO. 5

Lane	No.	Competitor, School	Place	Time
1			_____	_____
2	348	John Conversa (Jr.) Lombard (Montini)	_____	_____
3	902	Alphonso Washington (Sr.) Chicago (Westinghouse)	_____	_____
4	105	Tim Rozycki (Sr.) Granite City (North)	_____	_____
5	692	Tom Boge (Jr.) Crystal Lake (South)	_____	_____
6	149	Calvin Jones (Sr.) Peoria (H.S.)	_____	_____
7	580	Erich Rumble (Sr.) Libertyville	_____	_____
8			_____	_____

HEAT NO. 6

Lane	No.	Competitor, School	Place	Time
1			_____	_____
2	816	James Vincent (Jr.) Chicago (Calumet)	_____	_____
3	81	Todd Porter (Jr.) East St. Louis (Lincoln)	_____	_____
4	516	Paul Levy (Sr.) Evanston (Twp.)	_____	_____
5	220	Craig Easley (Sr.) Joliet (Central)	_____	_____
6	96	Michael Matthews (Sr.) East St. Louis (Sr.)	_____	_____
7	37	Rich Roeser (Sr.) Palatine (H.S.)	_____	_____
8			_____	_____



100-METER DASH

All-Time Class AA



DARRYL CANADY
Chicago (St. Ignatius)

All-Time Class AA

Picture
Unavailable


STEVEN TURNER
Chicago (Lindblom)

Class A

Picture
Unavailable

BILL HATFIELD
Freeburg

Class A



STEVE BUCHHOLZ
Paxton

Metric Records

- Prep—** :10.4 by Darren Walker, Ft. Meade (Meade), Maryland, 1980
Class A— :10.92 by Bill Hatfield, Freeburg, 1980 (Semis)
 :10.97 by Steve Buchholz, Paxton, 1980 (Finals)
Class AA— :10.56 by Darryl Canady, Chicago (St. Ignatius), 1980 (Finals)
 :10.56 by Steven Turner, Chicago (Lindblom), 1980 (Semifinals)
IHSA— :10.6 by Darryl Canady, Chicago (St. Ignatius) and Steven Turner, Chicago (Lindblom), 1980.

How To Score The Finals

Final Place	1st	2nd	3rd	4th	5th	6th	7th	8th
Team Points	10	8	6	5	4	3	2	1

Event Data

	Class A	Class AA
Total Qualifiers	32	42
Total Regular Qualifiers	32	32
Total Extra Qualifiers	0	10
No. of Heats	4	6

Class A District Bests

- :10.9 Mike Conley (Sr.), Chicago (Luther South)
- :10.9 David Graham (Jr.), Litchfield
- :11.0 Carlton Edwards (Sr.), Kankakee (McNamara)
- :11.0 Stanley Evans (Sr.), Chicago (Cathedral)
- :11.1 Carlos Johnson (Sr.), Sidell (Jamaica)
- :11.1 Doug Shank (Sr.), Bridgeport (Red Hill)
- :11.2 Rob Cameron (Sr.), London Mills (Spoon River Valley)
- :11.2 Troy Piper (Jr.), Durand
- :11.2 Herb Knoblauch (Jr.), Washburn (Lowpoint-W.)
- :11.2 Tom Burkitt (Sr.), Cornell

Class AA District Bests

- :10.3 Kevin Johnson (Jr.) Waukegan (East)
- :10.4 Wallace Spearmon (Sr.) Blue Island (Eisenhower)
- :10.4 Elliott Hanna (Jr.) North Chicago
- :10.5 Elmer Partee (Jr.) Chicago (Dunbar)
- :10.6 Tony Anderson (Sr.) Decatur (MacArthur)
- :10.7 Steve Wright (Sr.) Palos Heights (Shepard)
- :10.7 Ray Waters (Jr.) Chicago (St. Ignatius)
- :10.7 Jimmy McGriff (Jr.) Chicago (Mendel)
- :10.7 Wendell McKemey (Sr.) Tinley Park (H.S.)
- :10.7 Roy Ellis (Sr.) Chicago (Manley)

Boys Class A Competitors By Heat

(Boys Class A Competitors Wear Numbers on Red.)

(Note: Top 4 times each heat qualify for Semifinals.)

(Note: Top 4 times each Semifinal heat qualify for Finals.)

HEAT NO. 1

Lane	No.	Competitor, School	Place	Time
1	602	Todd Cloe (Sr.), Pana	_____	_____
2	256	Doug Sturgeon (Sr.), Clinton	_____	_____
3	364	Herb Knoblauch (Jr.), Washburn (Lowpoint-W)	_____	_____
4	169	Troy Piper (Jr.), Durand	_____	_____
5	548	Mike Conley (Sr.), Chicago (Luther South)	_____	_____
6	54	Ron Nelson (Sr.), Annawan	_____	_____
7	34	Rick Strack (Jr.), Monticello	_____	_____
8	586	Jim Sergent (Sr.), Auburn	_____	_____

HEAT NO. 2

Lane	No.	Competitor, School	Place	Time
1	116	Carl Childs (Jr.), St. Anne	_____	_____
2	373	Ron Moos (Sr.), Yorkville	_____	_____
3	162	Ron Hutchcraft (Jr.), West Frankfort (Frankfort)	_____	_____
4	651	David Graham (Jr.), Litchfield	_____	_____
5	509	Rob Cameron (Sr.), London Mills (Spoon River Valley)	_____	_____
6	425	Tom Burkitt (Sr.), Cornell	_____	_____
7	240	Jeff Dunn (So.), Mt. Sterling (Brown County)	_____	_____
8	274	Scott Miller (So.), Hartsburg (H.-Emden)	_____	_____

HEAT NO. 3

Lane	No.	Competitor, School	Place	Time
1	466	Rodney Jaggars (Sr.), Manlius	_____	_____
2	393	Rick Johnson (Jr.), Dupo	_____	_____
3	535	Mike Turley (Sr.), Roseville	_____	_____
4	303	Doug Shank (Sr.), Bridgeport (Red Hill)	_____	_____
5	434	Carlton Edwards (Sr.), Kankakee (McNamara)	_____	_____
6	329	Jeff Seaney (So.), Robinson	_____	_____
7	85	Brad Henrickson (Sr.), Woodhull (Alwood)	_____	_____
8	113	Steve Harris (Jr.), St. Anne	_____	_____

HEAT NO. 4

Lane	No.	Competitor, School	Place	Time
1	230	Curt Tippy (Jr.), Lewistown	_____	_____
2	398	Bill Hatfield (Sr.), Freeburg	_____	_____
3	192	Tom Gale (Sr.), Oregon	_____	_____
4	38	Carlos Johnson (Sr.), Sidell (Jamaica)	_____	_____
5	542	Stanley Evans (Sr.), Chicago (Cathedral)	_____	_____
6	639	Larry Smith (Sr.), Gillespie	_____	_____
7	482	Carey Bauer (Sr.), Prophetstown	_____	_____
8	146	Jeff Thomas (Jr.), McLeansboro	_____	_____

100-Meter Dash

Boys Class AA Competitors By Heat

(Boys Class AA Competitors Wear Numbers on Green.)

(Note: Top 4 times each heat qualify for Semifinals.)

(Note: Top 2 times each Semifinal heat qualify for Finals.)

HEAT NO. 1

Lane	No.	Competitor, School	Place	Time
1	701	Curt Pardridge (Sr.), DeKalb	_____	_____
2	822	Mike Jorsey (Sr.), Chicago (C.-Vocational)	_____	_____
3	136	Kevin Armstrong (Jr.), Peoria (Manual)	_____	_____
4	604	Kevin Johnson (Jr.), Waukegan (East)	_____	_____
5	550	Jeff Turkin (Sr.), Skokie (Niles North)	_____	_____
6	787	Jeff Walker (Sr.), Flossmoor (Homewood-F.)	_____	_____
7	1	Greg Odway (Jr.), Arlington Hts. (Forest View)	_____	_____
8			_____	_____

HEAT NO. 2

Lane	No.	Competitor, School	Place	Time
1	488	Morgan Smith (Sr.), Rock Island (H.S.)	_____	_____
2	158	Lorenzo Patterson (Jr.), Springfield (Southeast)	_____	_____
3	325	Gregg Hofstetter (Sr.), Elgin (Larkin)	_____	_____
4	387	Wallace Spearmon (Sr.), Blue Island (Eisenhower)	_____	_____
5	94	Terrance Allen (So.), East St. Louis (Sr.)	_____	_____
6	518	Robert Davis (Fr.), Evanston (Twp.)	_____	_____
7	226	Tracy Walker (Sr.), Joliet (West)	_____	_____
8			_____	_____

HEAT NO. 3

Lane	No.	Competitor, School	Place	Time
1	698	Tim O'Brien (Sr.), DeKalb	_____	_____
2	558	Tony Tomaska (Sr.), Wilmette (Loyola)	_____	_____
3	617	Ken Ryckman (Sr.), Berwyn (Morton West)	_____	_____
4	589	Elliott Hanna (Jr.), North Chicago	_____	_____
5	881	Roy Ellis (Sr.), Chicago (Manley)	_____	_____
6	91	Ray Taylor (Sr.), East St. Louis (Sr.)	_____	_____
7	281	Al Lawson (Fr.), Decatur (Eisenhower)	_____	_____
8			_____	_____

HEAT NO. 4

Lane	No.	Competitor, School	Place	Time
1	489	Mike Kelly (Jr.), Rock Island (H.S.)	_____	_____
2	572	Pete Ranck (Sr.), Deerfield	_____	_____
3	396	Albert Robinson (Jr.), Chicago (Hales Franciscan)	_____	_____
4	842	Elmer Partee (Jr.), Chicago (Dunbar)	_____	_____
5	783	Wendell McKemey (Sr.), Tinley Park (H.S.)	_____	_____
6	148	Anthony Murray (Sr.), Peoria (H.S.)	_____	_____
7	216	Alvin Ross (Sr.), Aurora (West)	_____	_____
8			_____	_____

HEAT NO. 5

Lane	No.	Competitor, School	Place	Time
1	50	Tracy Walker (Sr.), Wheeling	_____	_____
2	565	Dan Krage (Sr.), Winnetka (New Trier East)	_____	_____
3	588	Sam Graham (Jr.), North Chicago	_____	_____
4	292	Tony Anderson (Sr.), Decatur (MacArthur)	_____	_____
5	409	Jimmy McGriff (Jr.), Chicago (Mendel)	_____	_____
6	860	Carlos McCrimon (Sr.), Chicago (Harlan)	_____	_____
7	199	David Flowers (Sr.), Mattoon	_____	_____
8			_____	_____

HEAT NO. 6

Lane	No.	Competitor, School	Place	Time
1	186	Joe Milligan (Sr.), Harrisburg	_____	_____
2	602	Waldo Johnson (Jr.), Waukegan (East)	_____	_____
3	817	Don Witherspoon (Sr.), Chicago (Carver)	_____	_____
4	785	Steve Wright (Sr.), Palos Heights (Shepard)	_____	_____
5	629	Ray Waters (Jr.), Chicago (St. Ignatius)	_____	_____
6	57	Chris Henderson (Jr.), Alton (Sr.)	_____	_____
7	321	Thomas Adams (Fr.), Elgin (H.S.)	_____	_____
8			_____	_____



800-METER RUN

All-Time Class AA



DAVE AYOUB
Peoria (H.S.)

Class A



RON ACKERMAN
Maple Park (Kaneland)

Metric Records

- Prep— 1:48.8 by Richard Joyce, Whittier (Sierra), Calif., 1965
 Class A— 1:53.3 by Ron Ackerman, Maple Park (Kaneland), 1975
 Class AA— 1:48.9 by Dave Ayoub, Peoria (H.S.), 1977 (Finals)
 IHSA— 1:48.9 by Dave Ayoub, Peoria (H.S.), 1977 (Finals)

How To Score The Finals

Final Place	1st	2nd	3rd	4th	5th	6th	7th	8th
Team Points	10	8	6	5	4	3	2	1

Class A District Bests

- 1:55.8 Tim Royce (Sr.) Catlin
- 1:56.0 Tom Hodge (Sr.) Princeton
- 1:56.0 Mike Clark (Sr.) Tonica
- 1:57.2 John Jacobson (So.) Cornell
- 1:57.7 Jason Means (Sr.) Mahomet (M.-Seymour)
- 1:57.3 Scott Hutchinson (Jr.) Rochester
- 1:57.3 Curt Stiner (Jr.) Moweaqua
- 1:58.5 Doug Okey (Jr.) Freeport (Aquin)
- 1:58.7 Tom Caldwell (Sr.) Princeton
- 1:58.9 Greg Crull (Sr.) Winnebago

Class AA District Bests

- 1:53.5 James Hyde (Jr.) East St. Louis (Lincoln)
- 1:54.5 Jessie Wilson (Jr.) East St. Louis (Lincoln)
- 1:55.0 Chuck Sherline (Sr.) Mattoon
- 1:55.2 Alfred Dorsey (Sr.) Chicago Heights (Bloom)
- 1:55.2 Kevin Daren (Sr.) Chicago (King)
- 1:55.4 Mark Arnold (Sr.) Belleville (East)
- 1:55.6 Al Taira (Sr.) Elmhurst (York)
- 1:55.9 Mike Cheaure (Sr.) Glen Ellyn (Glenbard South)
- 1:56.0 Keith Wozniak (Sr.) Wheaton (Central)
- 1:56.0 John Gill (Sr.) Chicago (Fenger)

Event Data

	Class A	Class AA
Total Qualifiers	32	36
Total Regular Qualifiers	32	32
Total Extra Qualifiers	0	4
No. of Heats	2	3

Boys Class A Competitors By Heat

(Boys Class A Competitors Wear Numbers on Red.)

(Note: Top 12 times qualify for Finals.)

HEAT NO. 1

Alley No.	Competitor, School	Place	Time
1-1	13 Tim Royce (Sr.), Catlin	_____	_____
1-2	473 Tom Caldwell (Sr.), Princeton	_____	_____
1-3	317 Jeff Lewis (Sr.), Newton	_____	_____
1-4	250 Ted Kissinger (Sr.), Rushville	_____	_____
2-1	359 Mike Clark (Sr.), Tonica	_____	_____
2-2	353 Brad Smith (Sr.), Seneca	_____	_____
2-3	670 Lance Piper (So.), White Hall (North Greene)	_____	_____
2-4	445 Greg Vickery (Sr.), Momence	_____	_____
3-1	26 Jason Means (Sr.), Mahomet (M.-Seymour)	_____	_____
3-2	397 Greg Hill (Sr.), Freeburg	_____	_____
3-3	163 Rich McPhail (Jr.), West Frankfort (Frankfort)	_____	_____
3-4	293 Jim Stone (Jr.), Normal (University)	_____	_____
4-1	592 Curt Stiner (Jr.), Moweaqua	_____	_____
4-2	322 Gary Hudson (Sr.), Oakland	_____	_____
4-3	47 Tim Hultgren (So.), Aledo	_____	_____
4-4	103 Billy DeWitt (Sr.), Hoopeston (H.-East Lynn)	_____	_____

HEAT NO. 2

Alley No.	Competitor, School	Place	Time
1-1	474 Tom Hodge (Sr.), Princeton	_____	_____
1-2	208 Greg Crull (Sr.), Winnebago	_____	_____
1-3	669 Mike Earley (Sr.), White Hall (North Greene)	_____	_____
1-4	241 Tim Koch (Jr.), Mt. Sterling (Brown Co.)	_____	_____
2-1	426 John Jacobson (So.), Cornell	_____	_____
2-2	150 Darin Lee (So.), McLeansboro	_____	_____
2-3	59 Tim Black (Jr.), Cambridge	_____	_____
2-4	514 David Mannon (Sr.), Monmouth (Warren)	_____	_____
3-1	616 Scott Hutchinson (Jr.), Rochester	_____	_____
3-2	539 Jim Kirby (Sr.), Aurora (Marmion)	_____	_____
3-3	90 Mike Peterson (Sr.), Colfax (Octavia)	_____	_____
3-4	522 Eric Volkert (Sr.), Peoria (Bergan)	_____	_____
4-1	178 Doug Okey (Jr.), Freeport (Aquin)	_____	_____
4-2	260 Doug Zimmer (Jr.), Delavan	_____	_____
4-3	384 Dave Toennies (Sr.), Breese (Mater Dei)	_____	_____
4-4	574 Jim Griffioen (Sr.), Palos Hts. (Chicago Christian)	_____	_____

800-Meter Run

Boys Class AA Competitors By Heat

(Boys Class AA Competitors Wear Numbers on Green.)

(Note: Top 12 times qualify for Finals.)

HEAT NO. 1

Alley No.	Competitor, School	Place.	Time
1-1 82	James Hyde (Jr.), East St. Louis (Lincoln)	_____	_____
1-2 71	Michael Erney (Sr.), Collinsville	_____	_____
1-3 175	Brian Russell (Sr.), Centralia	_____	_____
2-1 738	Alfred Dorsey (Sr.), Chicago Heights (Bloom)	_____	_____
2-2 486	Tom Logan (Sr.), Rock Island (Alleman)	_____	_____
2-3 257	Dan Siwinski (Jr.), New Lenox (Lincoln-Way)	_____	_____
3-1 639	Al Taira (Sr.), Elmhurst (York)	_____	_____
3-2 547	Curt Rothlisberger (Jr.), Park Ridge (Maine East)	_____	_____
3-3 249	Bill O'Connor (Sr.), Naperville (North)	_____	_____
4-1 857	John Gill (Sr.), Chicago (Fenger)	_____	_____
4-2 598	Craig Farnsworth (Sr.), Prairie View (Stevenson)	_____	_____
4-3 597	Eric Ritter (Jr.), Prairie View (Stevenson)	_____	_____

HEAT NO. 2

Alley No.	Competitor, School	Place.	Time
1-1 75	Jessie Wilson (Jr.), East St. Louis (Lincoln)	_____	_____
1-2 17	Brian Millard (Sr.), Hoffman Estates (Conant)	_____	_____
1-3 111	Tom Krieger (Jr.), Canton	_____	_____
2-1 865	Kevin Daren (Sr.), Chicago (King)	_____	_____
2-2 134	Carl Mayes (Fr.), Peoria (Manual)	_____	_____
2-3 15	Chris Cox (So.), Elk Grove Village (E.G.)	_____	_____
3-1 330	Mike Cheaure (Sr.), Glen Ellyn (Glenbard South)	_____	_____
3-2 513	Chris Walsh (Sr.), Des Plaines (Maine West)	_____	_____
3-3 710	Ron Hall (Jr.), Freeport (H.S.)	_____	_____
4-1 447	Dennis Meeham (Sr.), Summit (Argo)	_____	_____
4-2 788	Terry Venezia (Sr.), Flossmoor (Homewood-F.)	_____	_____
4-3 273	Scott Schendel (Sr.), Danville (H.S.)	_____	_____

HEAT NO. 3

Alley No.	Competitor, School	Place.	Time
1-1 200	Chuck Sherline (Sr.), Mattoon	_____	_____
1-2 691	Mike Elliott (Jr.), Belvidere	_____	_____
1-3 895	Phil Lark (Jr.), Chicago (Taft)	_____	_____
2-1 64	Mark Arnold (Sr.), Belleville (East)	_____	_____
2-2 510	Mark Vagasky (Sr.), Streator (Twp.)	_____	_____
2-3 843	Alvin Davenport (Jr.), Chicago (Dunbar)	_____	_____
3-1 365	Keith Wozniak (Sr.), Wheaton (Central)	_____	_____
3-2 882	Gilbert Gerrod (Sr.), Chicago (Marshall)	_____	_____
3-3 429	Sam Taylor (Sr.), Harvey (Thornton)	_____	_____
4-1 676	Joe Kirchner (Sr.), Oak Park (O.P.-River Forest)	_____	_____
4-2 6	Cliff Blaine (Sr.), Arlington Hts. (Hersey)	_____	_____
4-3 303	Keith Bruch (So.), Normal (Community)	_____	_____



800-METER RELAY

All-Time Class AA



EAST ST. LOUIS (SR.)
(Stanley Braggs, Lamar Pickett, Richard Townsend, Marvin Edmonds)

Class A



MELROSE PARK (WALTHER LUTHERAN)
(Frank Moss, Don Samuel, Brian Hannemann, Pat Powe)

Metric Records

- Prep—** 1:24.9 by Lake Charles (H.S.), La., (Efrem Davis, Clarence Gray, Jr., Ronald Hayes, Orlando McDaniel), 1978.
- Class A—** 1:29.8 by Melrose Park (Walther Lutheran) (Frank Moss, Don Samuel, Brian Hannemann, Pat Powe), 1980 (Finals)
- Class AA—** 1:25.7 by East St. Louis (Sr.) (Stanley Braggs, Lamar Pickett, Richard Townsend, Marvin Edmonds), 1975.
- IHSA—** 1:25.7 by East St. Louis (Sr.) (Stanley Braggs, Lamar Pickett, Richard Townsend, Marvin Edmonds), 1975.

How To Score The Finals

Final Place	1st	2nd	3rd	4th	5th	6th	7th	8th
Team Points	10	8	6	5	4	3	2	1

Event Data

	Class A	Class AA
Total Qualifiers	32	44
Total Regular Qualifiers	32	32
Total Extra Qualifiers	0	12
No. of Heats	4	6

Class A District Bests

1:30.9	Wheaton (St. Francis)
1:31.0	Anna (A.-Jonesboro)
1:31.3	Melrose Park (Walther Lutheran)
1:33.1	Fulton
1:33.2	Prophetstown
1:33.3	Pana
1:33.5	McLeansboro
1:33.5	White Hall (North Greene)
1:33.5	Mounds (Meridian)
1:33.6	Momence

Class AA District Bests

1:27.4	East St. Louis (Lincoln)
1:27.4	Blue Island (Eisenhower)
1:27.9	Chicago (Fenger)
1:28.1	Chicago (Collins)
1:28.2	Alton (Sr.)
1:28.5	Chicago (C.-Vocational)
1:28.6	Chicago (Dunbar)
1:29.1	Park Forest (Rich East)
1:29.3	Rock Island (H.S.)
1:29.4	Elgin (Larkin)

Boys Class A Competitors By Heat

(Boys Class A Competitors Wear Numbers on Red.)

(Note: Top 8 times qualify for Finals.)

HEAT NO. 1

Lane	School	Place	Time
1	Broadlands (ABL)	_____	_____
2	Byron	_____	_____
3	Mounds (Meridian)	_____	_____
4	Wheaton (St. Francis)	_____	_____
5	Prophetstown	_____	_____
6	Greenville	_____	_____
7	Abingdon	_____	_____
8	Spring Valley (Hall)	_____	_____

HEAT NO. 2

Lane	School	Place	Time
1	Watseka	_____	_____
2	Robinson	_____	_____
3	Momence	_____	_____
4	Pana	_____	_____
5	Anna (A.-Jonesboro)	_____	_____
6	Kewanee (Wethersfield)	_____	_____
7	Mt. Carmel	_____	_____
8	Pittsfield	_____	_____

HEAT NO. 3

Lane	School	Place	Time
1	Farmer City (F.C.-Mansfield)	_____	_____
2	Sullivan	_____	_____
3	South Beloit	_____	_____
4	Melrose Park (Walther Lutheran)	_____	_____
5	White Hall (North Greene)	_____	_____
6	Roseville	_____	_____
7	Pontiac	_____	_____
8	Havana	_____	_____

HEAT NO. 4

Lane	School	Place	Time
1	Gibson City	_____	_____
2	Annawan	_____	_____
3	McLeansboro	_____	_____
4	Fulton	_____	_____
5	Rochester	_____	_____
6	Plano	_____	_____
7	Hartsburg (H.-Emden)	_____	_____
8	Hamilton	_____	_____

800-Meter Relay Boys Class AA Competitors By Heat

(Boys Class AA Competitors Wear Numbers on Green.)

(Note: Top 8 times qualify for Finals.)

HEAT NO. 1

Lane	School	Place	Time
1	Wilmette (Loyola)	_____	_____
2	Springfield (Southeast)	_____	_____
3	Olympia Fields (Rich Central)	_____	_____
4	Chicago (Dunbar)	_____	_____
5	Blue Island (Eisenhower)	_____	_____
6	Hoffman Estates (H.S.)	_____	_____
7	Sterling (H.S.)	_____	_____
8	Oak Park (O.P.-River Forest)	_____	_____

HEAT NO. 2

Lane	School	Place	Time
1	Wheeling	_____	_____
2	Chicago (Marist)	_____	_____
3	Decatur (Eisenhower)	_____	_____
4	East St. Louis (Lincoln)	_____	_____
5	Park Forest (Rich East)	_____	_____
6	Peoria (Manual)	_____	_____
7	South Holland (Thornwood)	_____	_____
8	Rockford (East)	_____	_____

HEAT NO. 3

Lane	School	Place	Time
1	Libertyville	_____	_____
2	Chicago Heights (Bloom Trail)	_____	_____
3	Chicago (St. Ignatius)	_____	_____
4	Rock Island (H.S.)	_____	_____
5	Chicago (Fenger)	_____	_____
6	Chicago (Tilden)	_____	_____
7	Lombard (Glenbard East)	_____	_____
8		_____	_____

HEAT NO. 4

Lane	School	Place	Time
1	Zion (Z.-Benton)	_____	_____
2	Maywood (Proviso East)	_____	_____
3	Moline	_____	_____
4	Chicago (Collins)	_____	_____
5	Elgin (Larkin)	_____	_____
6	Country Club Hills (Hillcrest)	_____	_____
7	Lockport (Twp.)	_____	_____
8		_____	_____

HEAT NO. 5

Lane	School	Place	Time
1	Danville (H.S.)	_____	_____
2	Northfield (New Trier West)	_____	_____
3	Aurora (East)	_____	_____
4	North Chicago	_____	_____
5	Alton (Sr.)	_____	_____
6	Berwyn (Morton West)	_____	_____
7	Marion (H.S.)	_____	_____
8		_____	_____

HEAT NO. 6

Lane	School	Place	Time
1	Dolton (Thornridge)	_____	_____
2	Harrisburg	_____	_____
3	DeKalb	_____	_____
4	Chicago (C.-Vocational)	_____	_____
5	Chicago Heights (Bloom)	_____	_____
6	Hillside (Proviso West)	_____	_____
7	Glen Ellyn (Glenbard West)	_____	_____
8		_____	_____

Meet the



Administrative Staff



LAVERIE L. ASTROTH
Executive Secretary



CHARLENE BREMBERG
Asst. Exec. Secretary



OLA BUNDY
Asst. Exec. Secretary



DAVE FRY
Associate Exec. Secretary



JIM FLYNN
Asst. Exec. Secretary



DON ROBINSON
Asst. Exec. Secretary



400-METER RUN

How To Score The Finals

Final Place	1st	2nd	3rd	4th	5th	6th	7th	8th
Team Points	10	8	6	5	4	3	2	1

All-Time Class AA

Class A



MICHAEL WADE
North Chicago



MARK CLAYPOOL
Maple Park (Kaneland)

Metric Records

Prep—	:45.8 by Ronald Ray, Newport News (Ferguson), Va., 1972
Class A—	:47.2 by Mark Claypool, Maple Park (Kaneland), 1977 (Finals)
Class AA—	:47.02 by Michael Wade, North Chicago, 1980 (Finals)
IHSA—	:47.1 by Michael Wade, North Chicago, 1980 (Finals).

Event Data

	Class A	Class AA
Total Qualifiers	32	38
Total Regular Qualifiers	32	32
Total Extra Qualifiers	0	6
No. of Heats	4	5

Class A District Bests

- :48.6 Alan Wilks (Sr.), Chicago (Leo)
- :49.2 Carlos Johnson (Sr.), Sidell (Jamaica)
- :49.5 Pete Rocco (Jr.), Elmhurst (Timothy Christian)
- :50.1 Ben Bishop (Fr.), Litchfield
- :50.3 Curt Bergschneider (Jr.), New Berlin
- :50.5 Rob Cameron (Sr.), London Mills (Spoon River Valley)
- :50.5 Jim Giganti (Jr.), Rochester
- :50.7 Richard Borney (Sr.), Madison
- :50.8 Doug Okey (Jr.), Freeport (Aquin)
- :50.8 Jim Lain (Jr.), Freeburg

Class AA District Bests

- :47.6 Leroy Dixon (Sr.) Freeport (H.S.)
- :48.3 Kevin Johnson (Jr.) Waukegan (East)
- :48.6 Chuck Croft (So.) Downers Grove (South)
- :48.7 John Fields (Sr.) Chicago (DuSable)
- :48.9 Perry Robinson (Jr.) Lockport (Twp.)
- :49.0 Steve Ferguson (Sr.) South Holland (Thornwood)
- :49.1 David Flowers (Sr.) Mattoon
- :49.1 Glenn Jackson (Sr.) Dolton (Thornridge)
- :49.1 Jim Kolodziej (Sr.) Oak Lawn (H.S.)
- :49.2 Zamon Gray (Sr.) Chicago (Lindblom)

Boys Class A Competitors By Heat

(Boys Class A Competitors Wear Numbers on Red.)

(Note: Top 8 times qualify for Finals.)

HEAT NO. 1

Lane	No.	Competitor, School	Place	Time
1	495	Pat Perino (Jr.), Walnut	_____	_____
2	90	Mike Peterson (Sr.), Colfax (Octavia)	_____	_____
3	178	Doug Okey (Jr.), Freeport (Aquin)	_____	_____
4	597	Curt Bergschneider (Jr.), New Berlin	_____	_____
5	544	Alan Wilks (Sr.), Chicago (Leo)	_____	_____
6	45	Mark Smith (So.), Tuscola	_____	_____
7	297	Gary Anderson (Sr.), Altamont	_____	_____
8			_____	_____

HEAT NO. 2

Lane	No.	Competitor, School	Place	Time
1	298	Dan Tappendorf (Sr.), Altamont	_____	_____
2	117	Scott Rattin (Jr.), St. Anne	_____	_____
3	640	Dave Clay (Sr.), Gillespie	_____	_____
4	38	Carlos Johnson (Sr.), Sidell (Jamaica)	_____	_____
5	509	Rob Cameron (Sr.), London Mills (Spoon River Valley)	_____	_____
6	399	Jim Lain (Jr.), Freeburg	_____	_____
7	143	Marty Coker (So.), Eldorado	_____	_____
8	209	Ken Pettenger (Jr.), Winnebago	_____	_____

HEAT NO. 3

Lane	No.	Competitor, School	Place	Time
1	559	Pete Rocco (Jr.), Elmhurst (Timothy Christian)	_____	_____
2	295	Curt Morr (Sr.), Tremont	_____	_____
3	69	Mike Elsbury (Jr.), Sherrard	_____	_____
4	242	Steve Utter (Sr.), Mt. Sterling (Brown Co.)	_____	_____
5	152	Scott Wilkerson (So.), McLeansboro	_____	_____
6	425	Tom Burkitt (Sr.), Cornell	_____	_____
7	503	Keith Balagna (Sr.), Farmington (F.-East)	_____	_____
8	613	Jim Giganti (Jr.), Rochester	_____	_____

HEAT NO. 4

Lane	No.	Competitor, School	Place	Time
1	222	John Lawson (So.), Hamilton	_____	_____
2	346	Craig Wells (Sr.), Plano	_____	_____
3	341	Jon Wayland (Sr.), Peru (St. Bede)	_____	_____
4	649	Ben Bishop (Fr.), Litchfield	_____	_____
5	404	Richard Borney (Sr.), Madison	_____	_____
6	70	Mike St. Clair (Jr.), Sherrard	_____	_____
7	285	Rick Forsythe (Sr.), Manito (Forman)	_____	_____
8	457	Ron Dibble (Jr.), Reddick	_____	_____

400-Meter Run

Boys Class AA Competitors By Heat

(Boys Class AA Competitors Wear Numbers on Green.)

(Note: Top 8 times qualify for Finals.)

HEAT NO. 1

Lane	No.	Competitor, School	Place	Time
1	661	Bert Nash (Jr.), Maywood (Proviso East)	_____	_____
2	483	Dave Swords (Jr.), Rock Falls	_____	_____
3	781	Tom Jones (Sr.), Tinley Park (H.S.)	_____	_____
4	709	Leroy Dixon (Sr.), Freeport (H.S.)	_____	_____
5	442	Steve Ferguson (Sr.), South Holland (Thornwood)	_____	_____
6	112	Rob Jennings (Sr.), Canton	_____	_____
7	59	Mike Talbert (Jr.), Alton (Sr.)	_____	_____
8	326	Mike Schuring (Jr.), Elgin (Larkin)	_____	_____

HEAT NO. 2

Lane	No.	Competitor, School	Place	Time
1	113	Pat Richards (Sr.), Canton	_____	_____
2	366	Brian Kimmel (Sr.), Wheaton (Central)	_____	_____
3	87	Samuel Ware (Sr.), East St. Louis (Sr.)	_____	_____
4	604	Kevin Johnson (Jr.), Waukegan (East)	_____	_____
5	199	David Flowers (Sr.), Mattoon	_____	_____
6	439	Chris Walczak (Sr.), South Holland (Thornwood)	_____	_____
7	304	Craig Bowald (Sr.), Normal (Community)	_____	_____
8	7	Craig Schachtschneider (Sr.), Arlington Heights (Hersey)	_____	_____

HEAT NO. 3


Lane	No.	Competitor, School	Place	Time
1	465	Jeff Klinck (Sr.), Galesburg	_____	_____
2	278	Mike Herring (Jr.), Danville (H.S.)	_____	_____
3	391	Greg Hennessey (Jr.), Chicago (Brother Rice)	_____	_____
4	219	Chuck Croft (So.), Downers Grove (South)	_____	_____
5	415	Glenn Jackson (Sr.), Dolton (Thornridge)	_____	_____
6	832	Lavar Stewart (Sr.), Chicago (Collins)	_____	_____
7	592	Maurio Atef (Jr.), North Chicago	_____	_____
8	683	Gary Stanley (Sr.), Oak Park (O.P.-River Forest)	_____	_____

HEAT NO. 4

Lane	No.	Competitor, School	Place	Time
1	525	Ed Lees (Sr.), Glenview (Glenbrook South)	_____	_____
2	759	Melvin Keys (Sr.), Kankakee (Westview)	_____	_____
3	715	Clark Thyng (Sr.), Maple Park (Kaneland)	_____	_____
4	846	John Fields (Sr.), Chicago (DuSable)	_____	_____
5	435	Jim Kolodziej (Sr.), Oak Lawn (H.S.)	_____	_____
6	798	Vincent Welch (Jr.), Chicago Hts. (Bloom Trail)	_____	_____
7	841	Arnold Randall (Jr.), Chicago (Dunbar)	_____	_____
8			_____	_____

HEAT NO. 5

Lane	No.	Competitor, School	Place	Time
1	549	Karl Sitterly (Sr.), Park Ridge (Maine South)	_____	_____
2	193	John Rutledge (Sr.), Marion (H.S.)	_____	_____
3	866	Darren Kern (Sr.), Chicago (King)	_____	_____
4	234	Perry Robinson (Jr.), Lockport (Twp.)	_____	_____
5	879	Zamon Gray (Sr.), Chicago (Lindblom)	_____	_____
6	803	Mark Walkowski (Sr.), Oak Forest (H.S.)	_____	_____
7	2	Tom Kolder (Jr.), Arlington Hts. (Forest View)	_____	_____
8			_____	_____



300-METER LOW HURDLES

All-Time Class AA



GREG FOSTER
Maywood (Proviso East)

Class A



JOE SNYDER
Robinson

Metric Records

Prep— :35.9 by William Blessing, Dallas (Hillcrest), Tex., 1974
(Intermediate)

Class A— :37.6 by Joe Snyder, Robinson, 1978 (Finals)

Class AA— :36.0 by Greg Foster, Maywood (Proviso East)

IHSA— :36.0 by Greg Foster, Maywood (Proviso East)

How To Score The Finals

Final Place	1st	2nd	3rd	4th	5th	6th	7th	8th
Team Points	10	8	6	5	4	3	2	1

Event Data

	Class A	Class AA
Total Qualifiers	32	36
Total Regular Qualifiers	32	32
Total Extra Qualifiers	0	4
No. of Heats	4	5

Class A District Bests

:38.4 Dan Zimmerman (Sr.) Chicago (Leo)
:38.5 John McCarthy (Jr.) Buffalo (Tri-City)
:38.8 Al Mukros (Sr.) Lena (L.-Winslow)
:39.1 Todd Nelson (Sr.) Morrison
:39.2 Brad Thomas (Jr.) Chester
:39.2 Brian Ballard (Sr.) Leaf River
:39.2 Scott Lancaster (Sr.) Waverly
:39.2 Mike Bertagnolli (Jr.) Gillespie
:39.2 Scot Adamson (So.) Moweaqua
:39.5 Ron Nelson (Sr.) Annawan
:39.5 Tom Brandt (Jr.) Marengo

Class AA District Bests

:37.0 Charles Moss (Sr.) Mattoon
:37.2 Barry Malloyd (Jr.) East St. Louis (Lincoln)
:37.4 Jeff McBain (Sr.) Darien (Hinsdale South)
:37.4 Willie Green (Sr.) Maywood (Proviso East)
:37.6 Craig Easley (Sr.) Joliet (Central)
:37.9 Rich Ellis (Jr.) North Chicago
:38.0 Paul Levy (Sr.) Evanston (Twp.)
:38.0 Larry Streeter (Sr.) Chicago (Phillips)
:38.0 Michael Matthews (Jr.) East St. Louis (Sr.)
:38.0 Carlos McCrimon (Sr.) Chicago (Harlan)

Boys Class A Competitors By Heat

(Boys Class A Competitors Wear Numbers on Red.)

(Note: Top 8 times qualify for Finals.)

HEAT NO. 1

Lane	No.	Competitor, School	Place	Time
1	287	Don Legg (Sr.), Mason City	_____	_____
2	564	John Miller (Jr.), Lisle (Sr.)	_____	_____
3	314	Scott Winschief (Jr.), Marshall	_____	_____
4	543	Dan Zimmerman (Sr.), Chicago (Leo)	_____	_____
5	388	Brad Thomas (Jr.), Chester	_____	_____
6	593	Scot Adamson (So.), Moweaqua	_____	_____
7	84	Steve Brown (Jr.), Viola (Winola)	_____	_____
8	300	Jeff Hawkins (Sr.), Bridgeport (Red Hill)	_____	_____

HEAT NO. 2

Lane	No.	Competitor, School	Place	Time
1	118	Dee Pickens (So.), St. Anne	_____	_____
2	256	Doug Sturgeon (Sr.), Clinton	_____	_____
3	54	Ron Nelson (Sr.), Annawan	_____	_____
4	181	Brian Ballard (Sr.), Leaf River	_____	_____
5	588	John McCarthy (Jr.), Buffalo (Tri-City)	_____	_____
6	6	Keith Larson (Jr.), Atwood (A.-Hammond)	_____	_____
7	378	Carl Evans (Jr.), Anna (A.-Jonesboro)	_____	_____
8	254	Bill Lambert (Sr.), Warsaw	_____	_____

HEAT NO. 3

Lane	No.	Competitor, School	Place	Time
1	452	Brent Erschen (Jr.), Pontiac	_____	_____
2	149	Blake McDaniel (Sr.), McLeansboro	_____	_____
3	186	Tom Brandt (Jr.), Marengo	_____	_____
4	465	Al Mukros (Sr.), Lena (L.-Winslow)	_____	_____
5	660	Scott Lancaster (Sr.), Waverly	_____	_____
6	27	Eric Skoog (Sr.), Mahomet (M.-Seymour)	_____	_____
7	132	Tyler Tolliver (Jr.), Carmi	_____	_____
8	251	Larry Kissinger (So.), Rushville	_____	_____

HEAT NO. 4

Lane	No.	Competitor, School	Place	Time
1	365	Jerry Phillips (Sr.), Washburn (Lowpoint-W.)	_____	_____
2	532	Tim Gibbs (Jr.), Roseville	_____	_____
3	525	Jack Barger (Sr.), Peoria Hts.	_____	_____
4	641	Mike Bertagnolli (Jr.), Gillespie	_____	_____
5	467	Todd Nelson (Sr.), Morrison	_____	_____
6	343	Jeff Hubbard (Sr.), Plano	_____	_____
7	447	Lou Boyd (Sr.), Pontiac	_____	_____
8	112	Paul Mogged (Jr.), Piper City (Ford Central)	_____	_____

300-Meter Low Hurdles

Boys Class AA Competitors By Heat

(Boys Class AA Competitors Wear Numbers on Green.)

(Note: Top 8 times qualify for Finals.)

HEAT NO. 1

Lane	No.	Competitor, School	Place	Time
1	505	Pete Eshleman (Jr.), Sterling (H.S.)	_____	_____
2	73	James Overstreet (Jr.), East St. Louis (Lincoln)	_____	_____
3	692	Tom Bodge (Jr.), Crystal Lake (South)	_____	_____
4	198	Charles Moss (Sr.), Mattoon	_____	_____
5	590	Rich Ellis (Jr.), North Chicago	_____	_____
6	840	Kerry Sloan (Sr.), Chicago (Dunbar)	_____	_____
7	298	Tim Pleasant (Sr.), Lincoln	_____	_____
8	389	Tom Turner (Sr.), Burbank (St. Laurence)	_____	_____

HEAT NO. 2

Lane	No.	Competitor, School	Place	Time
1	804	Tom Trass (Sr.) Kankakee (Eastridge)	_____	_____
2	741	Derek Cole (Sr.), Chicago Heights (Bloom)	_____	_____
3	331	Steve Peoples (Sr.), Glen Ellyn (Glenbard South)	_____	_____
4	78	Barry Malloyd (Jr.) East St. Louis (Lincoln)	_____	_____
5	516	Paul Levy (Sr.), Evanston (Twp.)	_____	_____
6	575	Jim Mill (Sr.), Gurnee (Warren)	_____	_____
7	410	Charles Dunn (Jr.), Chicago (Mendel)	_____	_____
8			_____	_____

HEAT NO. 3

Lane	No.	Competitor, School	Place	Time
1	139	Gary Sanders (Jr.), Peoria (Manual)	_____	_____
2	124	Robert Kindred (Sr.), Morton	_____	_____
3	833	Calvin Whitney (Jr.), Chicago (Collins)	_____	_____
4	666	Willie Green (Sr.), Maywood (Proviso East)	_____	_____
5	96	Michael Matthews (Jr.), East St. Louis (Sr.)	_____	_____
6	290	Kyle Risby (Jr.), Decatur (MacArthur)	_____	_____
7	474	J. C. Anderson (Sr.), Moline	_____	_____
8			_____	_____

HEAT NO. 4

Lane	No.	Competitor, School	Place	Time
1	52	David Hengesh (Sr.), Wheeling	_____	_____
2	567	Kevin Sheahen (Sr.), Antioch	_____	_____
3	340	Greg Blanchard (Jr.), Glen Ellyn (Glenbard West)	_____	_____
4	633	Jeff McBain (Sr.), Darien (Hinsdale South)	_____	_____
5	888	Larry Streeter (Sr.), Chicago (Phillips)	_____	_____
6	728	Rick Knorr (Sr.), Rockford (Guilford)	_____	_____
7	203	David Hodge (Sr.), Mt. Vernon	_____	_____
8			_____	_____


HEAT NO. 5

Lane	No.	Competitor, School	Place	Time
1	26	David Stephens (Jr.), Hoffman Estates (H.S.)	_____	_____
2	544	Jeff Lande (Sr.), Northfield (New Trier West)	_____	_____
3	599	Randy Champagne (Jr.), Prairie View (Stevenson)	_____	_____
4	220	Craig Easley (Sr.), Joliet (Central)	_____	_____
5	860	Carlos McCrimon (Sr.), Chicago (Harlan)	_____	_____
6	816	James Vincent (Jr.), Chicago (Calumet)	_____	_____
7	217	Tom Golden (Sr.), Bolingbrook	_____	_____
8			_____	_____



1600-METER RUN

How To Score The Finals
Final Place 1st 2nd 3rd 4th 5th 6th 7th 8th
Team Points 10 8 6 5 4 3 2 1



Metric Records

Prep— 3:58.3 by Jim Ryun, Wichita (East), Kan., 1965
Class A— 4:18.2 by Tom Clennon, Minooka, 1977 (Prelims)
Class AA— 4:07.8 by Ron Wartgow, Belvidere, 1976
IHSA— 4:07.1 by Andy Isla-Rubert, Hillside (Proviso West), 1970

Event Data

	Class A	Class AA
Total Qualifiers	32	58
Total Regular Qualifiers	32	32
Total Extra Qualifiers	0	26
No. of Heats	2	4

Class A District Bests

- 4:24.9 John Nalley (Jr.) Lisle (Sr.)
- 4:27.0 Peter Harnratty (Jr.) Urbana (University)
- 4:27.4 John Jacobson (So.) Cornell
- 4:27.7 Lance Murphy (Sr.) Addison (Driscoll)
- 4:28.8 Manuel Rivera (Jr.) Mason City
- 4:29.2 Mark Wieneke (Sr.) Mahomet (M.-Seymour)
- 4:31.9 Jim Kish (Sr.) Beecher
- 4:32.0 Robert Sundeen (Sr.) Carmi
- 4:32.0 Lowell Miller (Sr.) Mt. Morris
- 4:32.0 Paul Sandall (Sr.) Woodstock (Marian)
- 4:32.5 Eric Volkert (Sr.) Peoria (Bergan)

Class AA District Bests

- 4:14.0 Mike Patton (Sr.) Chicago (St. Ignatius)
- 4:14.1 Rick Schroer (Sr.) Elmhurst (York)
- 4:14.1 Mike Clancy (Sr.) Oak Park (O.P.-River Forest)
- 4:17.1 Vince Grant (Jr.) LaGrange (Lyons)
- 4:18.7 Tom Barrett (Sr.) Palatine (H.S.)
- 4:18.8 Rob Leanna (Sr.) Woodstock (H.S.)
- 4:19.0 Fred Crawford (Sr.) Palatine (Fremd)
- 4:20.6 Dave Rickert (Sr.) Dolton (Thorndridge)
- 4:20.6 Larry Wood (Sr.) Naperville (North)
- 4:20.8 John Gill (Sr.) Chicago (Fenger)

Boys Class A Competitors By Heat

(Boys Class A Competitors Wear Numbers on Red.)

(Note: Top 12 times qualify for Finals.)

HEAT NO. 1

Alley No.	Competitor, School	Place	Time
1-1 560	John Nalley (Jr.), Lisle (Sr.)	_____	_____
1-2 191	Lowell Miller (Sr.), Mt. Morris	_____	_____
1-3 105	Mitch McClure (Sr.), Paxton	_____	_____
1-4 317	Jeff Lewis (Sr.), Newton	_____	_____
2-1 426	John Jacobson (So.), Cornell	_____	_____
2-2 522	Eric Volkert (Sr.), Peoria (Bergan)	_____	_____
2-3 460	Dave Jones (Jr.), Fulton	_____	_____
2-4 68	Chris DePorter (Sr.), Sherrard	_____	_____
3-1 286	Manuel Rivera (Jr.), Mason City	_____	_____
3-2 100	Kirt Davis (So.), Hoopston (H.-East Lynn)	_____	_____
3-3 359	Mike Clark (Sr.), Tonica	_____	_____
3-4 238	Mike Crabill (Jr.), Mendon (Unity)	_____	_____
4-1 418	Jim Kish (Sr.), Beecher	_____	_____
4-2 126	Brent McLain (So.), Benton	_____	_____
4-3 370	Todd Jacobson (Sr.), Yorkville	_____	_____
4-4 647	John Hanes (Sr.), Kinderhook (West Pike)	_____	_____

HEAT NO. 2

Alley No.	Competitor, School	Place	Time
1-1 46	Peter Harnratty (Jr.), Urbana (University)	_____	_____
1-2 212	Paul Sandall (Sr.), Woodstock (Marian)	_____	_____
1-3 621	Jack Yockey (Sr.), Shelbyville	_____	_____
1-4 645	Wayne Downey (Sr.), Jacksonville (I.S.D.)	_____	_____
2-1 538	Lance Murphy (Sr.), Addison (Driscoll)	_____	_____
2-2 257	Dave Ryan (Jr.), Delavan	_____	_____
2-3 537	Mike Golden (So.), Peoria Heights	_____	_____
2-4 66	Todd Deceeuw (So.), Orion	_____	_____
3-1 25	Mark Wieneke (Sr.), Mahomet (M.-Seymour)	_____	_____
3-2 471	Jamie Dow (Sr.), Princeton	_____	_____
3-3 397	Greg Hill (Sr.), Freeburg	_____	_____
3-4 216	John White (So.), Carthage (Hancock Central)	_____	_____
4-1 129	Robert Sundeen (Sr.), Carmi	_____	_____
4-2 590	Dale Chapman (Jr.), Findlay	_____	_____
4-3 416	Dave Petri (Jr.), Waterloo (H.S.)	_____	_____
4-4 322	Gary Hudson (Sr.), Oakland	_____	_____

1600-Meter Run Boys Class AA Competitors By Heat

(Boys Class AA Competitors Wear Numbers on Green.)

(Note: Top 12 times qualify for Finals.)

HEAT NO. 1

Alley No.	Competitor, School	Place.	Time
1-1 628	Mike Patton (Sr.), Chicago (St. Ignatius)	_____	_____
1-2 434	Steve Dittrich (Sr.), Lansing (T.F. South)	_____	_____
1-3 486	Tom Logan (Sr.), Rock Island (Alleman)	_____	_____
2-1 36	Tom Barrett (Sr.), Palatine (H.S.)	_____	_____
2-2 736	Jeff Zona (Sr.), Chicago Heights (Bloom)	_____	_____
2-3 362	Rick Kohrt (Sr.), Villa Park (Willowbrook)	_____	_____
2-4 173	Brett Doriss (Sr.), Centralia	_____	_____
3-1 248	Larry Wood (Sr.), Naperville (North)	_____	_____
3-2 89	Robert Johnson (Sr.), East St. Louis (Sr.)	_____	_____
3-3 863	John Pollard (Sr.), Chicago (Kennedy)	_____	_____
3-4 458	Rick Titus (Sr.), East Moline (United)	_____	_____
4-1 573	John Dodge (Sr.), Deerfield	_____	_____
4-2 530	Bernard Doyle (Sr.), Mt. Prospect (Prospect)	_____	_____
4-3 876	Terry Kordik (Jr.), Chicago (Lane)	_____	_____
4-4 469	Kevin Williams (Sr.), Kewanee (H.S.)	_____	_____

HEAT NO. 3

Alley No.	Competitor, School	Place.	Time
1-1 684	Mike Clancy (Sr.), Oak Park (O.P.-River Forest)	_____	_____
1-2 513	Chris Walsh (Sr.), Des Plaines (Maine West)	_____	_____
1-3 750	Joe Taylor (Sr.), Midlothian (Bremen)	_____	_____
2-1 32	Fred Crawford (Sr.), Palatine (Fremd)	_____	_____
2-2 721	Gordon Smith (Jr.), Rockford (East)	_____	_____
2-3 247	Mike Stajdohar (Sr.), Naperville (North)	_____	_____
3-1 71	Michael Erney (Sr.), Collinsville	_____	_____
3-2 767	Eric Camplin (Jr.), Olympia Fields (Rich Central)	_____	_____
3-3 711	Gary Peterson (Jr.), Freeport (H.S.)	_____	_____
3-4 309	Pat Molloy (Sr.), Rantoul	_____	_____
4-1 107	Drew Geisler (Sr.), Granite City (South)	_____	_____
4-2 533	Tom Straszewski (Sr.), Norridge (Ridgewood)	_____	_____
4-3 320	Chris Cornille (Jr.), Carol Stream (Glenbard North)	_____	_____
4-4 862	Pat Whitfield (Jr.), Chicago (Hyde Park)	_____	_____

HEAT NO. 2

Alley No.	Competitor, School	Place	Time
1-1 637	Rick Schroer (Sr.), Elmhurst (York)	_____	_____
1-2 103	Ed Lamb (Sr.), Edwardsville	_____	_____
1-3 694	Perry Carleton (Jr.), DeKalb	_____	_____
2-1 733	Rob Leanna (Sr.), Woodstock (H.S.)	_____	_____
2-2 12	Stuart Allen (Sr.), Barrington	_____	_____
2-3 531	Jim Les (Sr.), Niles (Notre Dame)	_____	_____
2-4 205	Jerry Bankhead (So.), Murphysboro	_____	_____
3-1 857	John Gill (Sr.), Chicago (Fenger)	_____	_____
3-2 511	Charlie Kinkade (Sr.), Streator (Twp.)	_____	_____
3-3 773	Bob Hahn (Sr.), Orland Park (Sandburg)	_____	_____
3-4 237	Jim Knudsen (Jr.), Lockport (Twp.)	_____	_____
4-1 677	Larry Head (Jr.), Oak Park (O.P.-River Forest)	_____	_____
4-2 870	Joe Vogenthaler (Sr.), Chicago (Lane)	_____	_____
4-3 123	Larry Finch (Jr.), Metamora	_____	_____
4-4 131	Todd Brooks (So.), Peoria (Manual)	_____	_____

HEAT NO. 4

Alley No.	Competitor, School	Place.	Time
1-1 659	Vince Grant (Jr.), LaGrange (Lyons)	_____	_____
1-2 29	Bill Uhrich (Sr.), Palatine (Fremd)	_____	_____
1-3 460	Dan Murrin (Sr.), East Moline (United)	_____	_____
2-1 420	Dave Rickert (Sr.), Dolton (Thornridge)	_____	_____
2-2 215	Rich Kruiswyck (Sr.), Aurora (West)	_____	_____
2-3 58	Gary Chappel (Sr.), Alton (Sr.)	_____	_____
3-1 786	Tony Hernandez (Jr.), Palos Heights (Shepard)	_____	_____
3-2 44	Scott Slowik (Sr.), Schaumburg	_____	_____
3-3 552	Steve Rosenblum (Sr.), Skokie (Niles West)	_____	_____
3-4 268	Larry Earl (Sr.), Champaign (Central)	_____	_____
4-1 264	Ty Wolf (Sr.), Oswego	_____	_____
4-2 372	Bill Brown (Jr.), Wheaton (North)	_____	_____
4-3 566	Robert Otten (Sr.), Antioch	_____	_____
4-4 333	Jay Lehman (Sr.), Glen Ellyn (Glenbard West)	_____	_____




200-METER DASH

All-Time



HOWARD JONES
Evanston (Twp.)

Class A



STEVE SAFRANSKI
Granville (Putnam County)

Class AA



TONY KRANIK
Des Plaines
(Maine West)

Class AA



NATE SLOAN
Waukegan (East)

Metric Records

- Prep—** :20.5 by Dwayne Evans, Phoenix (South Mountain), Ariz., 1976
Class A— :21.9 by Steve Safranski, Granville (Putnam County), 1975 and 1976
Class AA— :21.6 by Tony Kranik, Des Plaines (Maine West), 1977 (Finals) and Nate Sloan, Waukegan (East) 1980 (Finals)
IHSA— :21.1 by Howard Jones, Evanston (Twp.), 1971

How To Score The Finals

Final Place	1st	2nd	3rd	4th	5th	6th	7th	8th
Team Points	10	8	6	5	4	3	2	1

Event Data

	Class A	Class AA
Total Qualifiers	33	44
Total Regular Qualifiers	32	32
Total Extra Qualifiers	1	12
No. of Heats	6	6

Class A District Bests

- :22.0 Mike Conley (Sr.), Chicago (Luther South)
- :22.4 Pete Rocco (Jr.), Elmhurst (Timothy Christian)
- :22.5 Carlos Johnson (Sr.), Sidell (Jamaica)
- :22.5 Joe Lippert (Sr.), Concord (Triopia)
- :22.5 Loren Henning (Sr.), Chicago (University)
- :22.6 Herb Knoblauch (Jr.), Washburn (Lowpoint-W.)
- :22.7 John Jones (Sr.), Anna (A-Jonesboro)
- :22.7 Doug Shank (Sr.), Bridgeport (Red Hill)
- :22.7 Jeff Brown (Jr.), Jacksonville (I.S.D.)
- :22.9 Carlton Edwards (Sr.), Kankakee (McNamara)

Class AA District Bests

- :20.9 Wallace Spearmon (Sr.) Blue Island (Eisenhower)
- :21.1 Kevin Johnson (Jr.) Waukegan (East)
- :21.5 Elmer Partee (Jr.) Chicago (Dunbar)
- :21.5 Elliott Hanna (Jr.) North Chicago
- :21.7 Wendell McKamey (Sr.) Tinley Park (H.S.)
- :21.7 Tony Anderson (Sr.) Decatur (MacArthur)
- :21.7 Leroy Dixon (Sr.) Freeport (H.S.)
- :21.8 Demetrius Chism (Jr.) East St. Louis (Lincoln)
- :21.9 Albert Robinson (Jr.) Chicago (Hales Franciscan)
- :22.0 Ray Waters (Jr.) Chicago (St. Ignatius)
- :22.0 Jeff Walker (Sr.) Flossmoor (Homewood-F.)
- :22.0 Jimmy McGriff (Jr.) Chicago (Mendel)

Boys Class A Competitors By Heat

(Boys Class A Competitors Wear Numbers on Red.)

(Note: Top 4 times each heat qualify for Semifinals.)

(Note: Top 2 times each Semifinal heat qualify for Finals.)

HEAT NO. 1

Lane	No.	Competitor, School	Place	Time
1			_____	_____
2	162	Ron Hutchcraft (Jr.), West Frankfort (Frankfort)	_____	_____
3	509	Rob Cameron (Sr.), London Mills (Spoon River Valley)	_____	_____
4	548	Mike Conley (Sr.), Chicago (Luther South)	_____	_____
5	74	Steve Cole (Sr.), Taylor Ridge (Rockridge)	_____	_____
6	331	Bill Ackman (Jr.), Robinson	_____	_____
7			_____	_____
8			_____	_____

HEAT NO. 2

Lane	No.	Competitor, School	Place	Time
1			_____	_____
2	273	Daron Johnson (Jr.), Farmer City (F.C.-Mansfield)	_____	_____
3	559	Pete Rocco (Jr.), Elmhurst (Timothy Christian)	_____	_____
4	425	Tom Burkitt (Sr.), Cornell	_____	_____
5	169	Troy Piper (Jr.), Durand	_____	_____
6	459	Jeff Wessman (So.), Fulton	_____	_____
7			_____	_____
8			_____	_____

HEAT NO. 3

Lane	No.	Competitor, School	Place	Time
1			_____	_____
2	434	Carlton Edwards (Sr.), Kankakee (McNamara)	_____	_____
3	177	Matt DiMarco (Jr.), Freeport (Aquin)	_____	_____
4	38	Carlos Johnson (Sr.), Sidell (Jamaica)	_____	_____
5	589	Dan Hanson (Sr.), Decatur (St. Teresa)	_____	_____
6	393	Rick Johnson (Jr.), Dupo	_____	_____
7			_____	_____
8			_____	_____

HEAT NO. 4

Lane	No.	Competitor, School	Place	Time
1			_____	_____
2	116	Carl Childs (Jr.), St. Anne	_____	_____
3	638	Joe Lippert (Sr.), Concord (Triopia)	_____	_____
4	355	Kevin Guerrini (Sr.), Spring Valley (Hall)	_____	_____
5	646	Jeff Brown (Jr.), Jacksonville (I.S.D.)	_____	_____
6	85	Brad Henrikson (Sr.), Woodhull (Alwood)	_____	_____
7	87	Dana Bentz (So.), Buckley (B.-Loda)	_____	_____
8			_____	_____

HEAT NO. 5

Lane	No.	Competitor, School	Place	Time
1			_____	_____
2	303	Doug Shank (Sr.), Bridgeport (Red Hill)	_____	_____
3	602	Todd Cloe (Sr.), Pana	_____	_____
4	549	Loren Henning (Sr.), Chicago (University)	_____	_____
5	295	Curt Morr (Sr.), Tremont	_____	_____
6	466	Rodney Jagers (Sr.), Manlius	_____	_____
7	240	Jeff Dunn (So.), Mt. Sterling (Brown County)	_____	_____
8			_____	_____

HEAT NO. 6

Lane	No.	Competitor, School	Place	Time
1			_____	_____
2	135	Layne Smock (Jr.), Carmi	_____	_____
3	364	Herb Knoblauch (Jr.), Washburn (Lowpoint-W.)	_____	_____
4	535	Mike Turley (Sr.), Roseville	_____	_____
5	377	John Jones (Sr.), Anna (A.-Jonesboro)	_____	_____
6	34	Rick Strack (Jr.), Monticello	_____	_____
7	27	Jeff Oney (Sr.), Havana	_____	_____
8			_____	_____

200-Meter Dash Boys Class AA Competitors By Heat

(Boys Class AA Competitors Wear Numbers on Green.)

(Note: Top 4 times each heat qualify for Semifinals.)

(Note: Top 2 times each Semifinal heat qualify for Finals.)

HEAT NO. 1

Lane	No.	Competitor, School	Place	Time
1	267	Tim McDonald (Jr.), Bloomington (H.S.)	_____	_____
2	251	Derrick Coston (Sr.) Naperville (North)	_____	_____
3	846	John Fields (Sr.), Chicago (DuSable)	_____	_____
4	387	Wallace Spearmon (Sr.), Blue Island (Eisenhower)	_____	_____
5	787	Jeff Walker (Sr.), Flossmoor (Homewood-F.)	_____	_____
6	54	Rusty Meyers (Sr.), Alton (Sr.)	_____	_____
7	488	Morgan Smith (Sr.), Rock Island (H.S.)	_____	_____
8	698	Tim O'Brien (Sr.), DeKalb	_____	_____

HEAT NO. 2

Lane	No.	Competitor, School	Place	Time
1	539	Brandt Silverman (Sr.), Northbrook (Glenbrook North)	_____	_____
2	879	Zamon Gray (Sr.), Chicago (Lindblom)	_____	_____
3	112	Rob Jennings (Sr.), Canton	_____	_____
4	604	Kevin Johnson (Jr.), Waukegan (East)	_____	_____
5	409	Jimmy McGriff (Jr.), Chicago (Mendel)	_____	_____
6	55	Gerald Dennis (Sr.), Alton (Sr.)	_____	_____
7	232	Carl Banks (Jr.), Lockport (Twp.)	_____	_____
8	53	Donovan Small (So.), Wheeling	_____	_____

HEAT NO. 3

Lane	No.	Competitor, School	Place	Time
1	466	Tony Morrison (Jr.), Galesburg	_____	_____
2	602	Waldo Johnson (Jr.), Waukegan (East)	_____	_____
3	325	Gregg Hofstetter (Sr.), Elgin (Larkin)	_____	_____
4	842	Elmer Partee (Jr.), Chicago (Dunbar)	_____	_____
5	629	Ray Waters (Jr.), Chicago (St. Ignatius)	_____	_____
6	414	Dexter Roberson (So.), Dolton (Thornridge)	_____	_____
7	191	Randy Edmondson (Jr.), Marion (H.S.)	_____	_____
8			_____	_____

HEAT NO. 4

Lane	No.	Competitor, School	Place	Time
1	327	Britt Cesarone (Jr.), Geneva	_____	_____
2	836	Martin Macklin (Sr.), Chicago (Corliss)	_____	_____
3	793	Mike Nelson (Jr.), Park Forest (Rich East)	_____	_____
4	589	Elliott Hanna (Jr.), North Chicago	_____	_____
5	396	Albert Robinson (Jr.), Chicago (Hales Franciscan)	_____	_____
6	880	Jerome Johnson (Sr.), Chicago (Lindblom)	_____	_____
7	97	Dwight Vaughn (Sr.), East St. Louis (Sr.)	_____	_____
8			_____	_____

HEAT NO. 5

Lane	No.	Competitor, School	Place	Time
1	1	Greg Odway (Jr.), Arlington Hts. (Forest View)	_____	_____
2	550	Jeff Turkin (Sr.), Skokie (Niles North)	_____	_____
3	588	Sam Graham (Jr.), North Chicago	_____	_____
4	783	Wendell McKemey (Sr.), Tinley Park (H.S.)	_____	_____
5	77	Demetrius Chism (Jr.), East St. Louis (Lincoln)	_____	_____
6	428	Richard Johnson (Sr.), Harvey (Thornton)	_____	_____
7	682	Steve Harris (Sr.), Oak Park (O.P.-River Forest)	_____	_____
8			_____	_____

HEAT NO. 6

Lane	No.	Competitor, School	Place	Time
1	202	Rick Jenkins (Sr.), Mt. Vernon	_____	_____
2	617	Ken Ryckman (Sr.), Berwyn (Morton West)	_____	_____
3	771	Al Crittle (Jr.), Olympia Fields (Rich Central)	_____	_____
4	292	Tony Anderson (Sr.), Decatur (MacArthur)	_____	_____
5	709	Leroy Dixon (Sr.), Freeport (H.S.)	_____	_____
6	79	Duane Allen (Sr.), East St. Louis (Lincoln)	_____	_____
7	158	Lorenzo Patterson (Jr.), Springfield (Southeast)	_____	_____
8			_____	_____

EVENT NUMBER

18

FINISH | START

1600-METER RELAY

All-Time

Picture
Unavailable

CHICAGO (HARLAN)
(Melvin Bassett, Willie Richardson,
Ron Draper, James Stevenson)

Class A



GREENVILLE
(Gordon Johnson, Larry Kalous,
Bill Mulholland, Rick Morgan)

Class AA



MAYWOOD (PROVISO EAST)
(Willie Green, Carl Puckett,
Tracy Roberson, Nate Grier)

How To Score The Finals

Final Place	1st	2nd	3rd	4th	5th	6th	7th	8th
Team Points	10	8	6	5	4	3	2	1

Event Data

	Class A	Class AA
Total Qualifiers	32	49
Total Regular Qualifiers	32	32
Total Extra Qualifiers	0	17
No. of Heats	4	7

Metric Records

- Prep—** 3:10.37 by Compton (Centennial), Calif., (Leonard Graham, Rufus Jackson, Tim Ware, Mike Turner), 1980.
- Class A—** 3:22.9 by Greenville (Gordon Johnson, Larry Kalous, Bill Mulholland, Rick Morgan), 1980 (Finals)
- Class AA—** 3:15.5 by Maywood (Proviso East) (Willie Green, Carl Puckett, Tracy Roberson, Nate Grier), 1980 (Finals).
- IHSA—** 3:14.9 by Chicago (Harlan) (Melvin Bassett, Willie Richardson, Ron Draper, James Stevenson), 1967

Class A District Bests

- 3:23.0 Chicago (Leo)
- 3:27.4 Princeton
- 3:27.4 Rochester
- 3:27.5 Sheppard
- 3:27.9 Morrison
- 3:28.2 Fithian (Oakwood)
- 3:28.2 Moweaqua
- 3:28.6 Mahomet (M.-Seymour)
- 3:28.7 Chicago (University)
- 3:28.8 Freeburg

Class AA District Bests

- 3:18.5 Chicago (Fenger)
- 3:18.5 East St. Louis (Sr.)
- 3:18.5 East St. Louis (Lincoln)
- 3:19.5 South Holland (Thornwood)
- 3:20.0 Blue Island (Eisenhower)
- 3:20.1 Chicago (Collins)
- 3:21.2 Chicago (Brother Rice)
- 3:21.8 Kankakee (Westview)
- 3:22.0 Harvey (Thornton)
- 3:22.2 Chicago (Tilden)

Boys Class A Competitors By Heat

(Boys Class A Competitors Wear Numbers on Red.)

(Note: Top 8 times qualify for Finals.)

HEAT NO. 1

Lane	School	Place	Time
1	Carmi	_____	_____
2	Chicago (University)	_____	_____
3	Colfax (Octavia)	_____	_____
4	Morrison	_____	_____
5	Taylor Ridge (Rockridge)	_____	_____
6	Forreston	_____	_____
7	Chicago (Leo)	_____	_____
8	Litchfield	_____	_____

HEAT NO. 2

Lane	School	Place	Time
1	Delavan	_____	_____
2	Gillespie	_____	_____
3	McLeansboro	_____	_____
4	Moweaqua	_____	_____
5	Princeton	_____	_____
6	Freeburg	_____	_____
7	Monmouth (Warren)	_____	_____
8	Altamont	_____	_____

HEAT NO. 3

Lane	School	Place	Time
1	Peru (St. Bede)	_____	_____
2	Fithian (Oakwood)	_____	_____
3	Rushville	_____	_____
4	Winnebago	_____	_____
5	Anna (A.-Jonesboro)	_____	_____
6	Rochester	_____	_____
7	Princeville	_____	_____
8	Pontiac	_____	_____

HEAT NO. 4

Lane	School	Place	Time
1	Eureka	_____	_____
2	Momence	_____	_____
3	Hamilton	_____	_____
4	St. Anne	_____	_____
5	Plano	_____	_____
6	Greenville	_____	_____
7	Mahomet (M.-Seymour)	_____	_____
8	Sherrard	_____	_____

1600-Meter Relay Boys Class AA Competitors By Heat

(Boys Class AA Competitors Wear Numbers on Green.)

(Note: Top 8 times qualify for Finals.)

HEAT NO. 1

Lane	School	Place	Time
1	St. Charles (H.S.)	_____	_____
2	Kankakee (Westview)	_____	_____
3	Tinley Park (Andrew)	_____	_____
4	Oak Park (O.P.-River Forest)	_____	_____
5	Lincoln	_____	_____
6	East St. Louis (Lincoln)	_____	_____
7	Evanston (Twp.)	_____	_____
8		_____	_____

HEAT NO. 2

Lane	School	Place	Time
1	Murphysboro	_____	_____
2	Lombard (Glenbard East)	_____	_____
3	Danville (H.S.)	_____	_____
4	East St. Louis (Sr.)	_____	_____
5	Hillside (Proviso West)	_____	_____
6	Arlington Hts. (Forest View)	_____	_____
7	Harvey (Thornton)	_____	_____
8		_____	_____

HEAT NO. 3

Lane	School	Place	Time
1	Rock Island (H.S.)	_____	_____
2	Decatur (MacArthur)	_____	_____
3	DeKalb	_____	_____
4	Belleville (East)	_____	_____
5	Hoffman Estates (H.S.)	_____	_____
6	Chicago (Fenger)	_____	_____
7	Mattoon	_____	_____
8		_____	_____

HEAT NO. 4

Lane	School	Place	Time
1	Chicago (Tilden)	_____	_____
2	Normal (Community)	_____	_____
3	Peoria (Manual)	_____	_____
4	Chicago (DeLaSalle)	_____	_____
5	Wilmette (Loyola)	_____	_____
6	South Holland (Thornwood)	_____	_____
7	Chicago (C.-Vocational)	_____	_____
8		_____	_____

HEAT NO. 5

Lane	School	Place	Time
1	North Chicago	_____	_____
2	Blue Island (Eisenhower)	_____	_____
3	New Lenox (Lincoln-Way)	_____	_____
4	Kankakee (Eastridge)	_____	_____
5	Chicago (Dunbar)	_____	_____
6	Springfield (H.S.)	_____	_____
7	Canton	_____	_____
8		_____	_____

HEAT NO. 6

Lane	School	Place	Time
1	Elmhurst (York)	_____	_____
2	Rockford (East)	_____	_____
3	Dixon	_____	_____
4	Alton (Sr.)	_____	_____
5	Park Forest (Rich East)	_____	_____
6	Chicago (Collins)	_____	_____
7	Summit (Argo)	_____	_____
8		_____	_____

HEAT NO. 7

Lane	School	Place	Time
1	Maywood (Proviso East)	_____	_____
2	Chicago Heights (Bloom Trail)	_____	_____
3	Chicago (Brother Rice)	_____	_____
4	Joliet (Central)	_____	_____
5	Moline	_____	_____
6	Wheaton (North)	_____	_____
7	Prairie View (Stevenson)	_____	_____
8		_____	_____



Pretend You're The Referee . . .

**Now Rate Those "Good Sports"
In the Stands**

**Good Sportsmanship is
Contagious: CATCH IT!**



1980-81 BOYS ATHLETIC HONOR ROLL

Top Places—Coach
CLASS A GOLF—Total Schools Entered in Series: 153
State Final Site: Lincoln, Springfield, IL
Team Data
 1st Dwight—Adam Gross 324-323—647
 2nd Rochester—Marty Drennan 325-333—658
 3rd Monmouth (H.S.)—Bill Pieper 335-333—668
Individual Data
 1st Mark Young, Sr., Petersburg (Porta) 74-74—148
 2nd Brian Bossert, So., Dwight 77-76—153
 3rd Paul Baisier, So., Rochester 78-77—155

CLASS AA GOLF—Total Schools Entered in Series: 240
State Final Site: The Rail, Springfield, IL
Team Data
 1st Crystal Lake (South)—Sid Sorenson 315-311—626
 2nd Naperville (North)—Bob Campbell 316-313—629
 3rd Belleville (West)—Gene Maurer 310-325—635
Individual Data
 1st Jerry Haas, Sr., Belleville (West) 74-72—146
 2nd Tom Watson, Sr., Lincoln 76-74—150
 3rd Pete Leveille, Sr., Crystal Lake (South) 77-74—151

SOCCER—Total Schools Entered in Series: 145
State Final Site: Palatine (Fremd), Palatine, IL
 1st Granite City (South), (26-2-1)—Gene Baker 5-1
 2nd Darien (Hinsdale South), (16-5-3)—Larry Foss

CLASS A CROSS-COUNTRY—Total Schools Entered in Series: 177
State Final Site: Peoria (Detweiler Park), Illinois 3-mile course
Team Data
 1st Peoria (Bergan)—Mike Sullivan 89
 2nd Princeton—Gary Coates 123
 3rd Elmhurst (Immaculate Conception)—Tom Anstett 142
Individual Data
 1st Eric Volkert, Sr., Peoria (Bergan) 14:46.9
 2nd Mike Eisele, Sr., Woodstock (Marian) 14:48.5
 3rd Jamie Dow, Sr., Princeton 14:58

CLASS AA CROSS-COUNTRY—Total Schools Entered in Series: 243
State Final Site: Peoria (Detweiler Park), Illinois 3-mile Course
Team Data
 1st Elmhurst (York)—Joe Newton 102
 2nd Palatine (H.S.)—Joe Johnson 121
 3rd Naperville (North)—Gus Scott 147
Individual Data
 1st Mike Patton, Sr., Chicago (St. Ignatius) 14:24.3
 2nd Larry Head, Jr., Oak Park (O.P.—River Forest) 14:26
 Bob Dunphey, Sr., Schaumburg 14:26

FOOTBALL—Total Schools Entered in Series: 588
State Final Site: Normal (ISU, Hancock Stadium), Illinois
Class 1A
 1st Atwood (A.—Hammond) (14-0)—John Lyons 17-16
 2nd Lexington (11-2)—Jim Mannaioni
Class 2A
 1st Danville (Schlarman) (13-0)—Greg Colby 21-6
 2nd Amboy (12-1)—Don Wyzgowski

Top Places—Coach
CLASS 3A
 1st Morris (12-1)—Dan Darlington 40-0
 2nd Harrisburg (12-1)—Ken Jaggerst
CLASS 4A
 1st Belleville (Althoff) (12-1)—Glenn Schott 10-7
 2nd DeKalb (11-2)—Chuck Schrader
CLASS 5A
 1st Chicago (Mt. Carmel) (13-1)—William Barz 15-10
 2nd Darien (Hinsdale South) (11-2)—David Smith
CLASS 6A
 1st Chicago (Gordon Tech) (12-1)—Tom Winiacki 6-0
 2nd Burbank (Reavis) (12-1)—Dennis Wierzal

SWIMMING—Total Schools Entered in Series: 188
State Final Site: Winnetka (New Trier East), Illinois
Team Data
 1st Hinsdale (Central)—Ken Correa 144
 2nd St. Charles (H.S.)—Bob Teichert 128
 3rd Evanston (Twp.)—Dobbie Burton 88
Individual Data
 Med. Relay: St. Charles (H.S.) 1:38.55
 200 Free: Tom Saaf, (Sr.), Stagg 1:41.23
 200 IM: Sam McAdam, (So.), MacArthur 1:55.69
 50 Free: Tom Williams, (Jr.), St. Charles :21.58
 Diving: Arthur Hill, (Sr.), Chicago (Vocational) 496.85
 100 Fly: Bob Barrett, (Sr.), Arlington :50.59
 100 Free: Chris Shaw, (Sr.), Dixon :46.23 (Record)
 500 Free: Tom Dzakowic, (Sr.), Hinsdale (Central) 4:34.90
 100 Back: Tom Jager, (Jr.), Collinsville :52.20 (Record)
 100 Breast: Robert McAdam, (Sr.), MacArthur :56.31 (Record)
 Free Relay: Hinsdale (Central) 3:11.17

WRESTLING—Total Schools Entered in Series: 416 (146 Class A, 238 Class AA, 32 Chicago Public League)
State Final Site: Champaign (Assembly Hall), Illinois
Team Data

Class A
 1st New Lenox (Providence) 88
 Coach: Tim Reuttiger
 2nd Coal City 53
 Coach: George Dare
 3rd Mahomet-Seymour 48
 Coach: Bob Handlin
Class AA
 1st Joliet (West) 69.5
 Coach: Mike Cookas
 2nd Maywood (Proviso East) 62
 Coach: Bill Cartwright
 3rd Carol Stream (Glenbard North) 49.5
 Coach: Bob Fulk

Class A Individual Data
 98: Pete Alber, (Sr.) Dakota (39-1)
 105: Chris Scott, (Jr.), New Lenox (Providence) (34-0-1)
 112: Jim Farley, (Sr.) Fairbury-Cropsey (39-2-1)
 119: Dan Anderson, (Sr.) Savanna (36-1-1)
 126: Mark Ruetigger, (Sr.), New Lenox (Providence) (41-0)
Note: Win was 4th individual title for all-time state record.
 132: Doug Younger, (Jr.), Mahomet-Seymour (39-0)
 138: Tom Lind, (Jr.), Pontiac (35-2)
 145: Eric Skoog, (Sr.), Mahomet-Seymour (41-0)
 155: Mark Rippenrop, (Sr.), Stillman Valley (35-6)
 167: Bob Jurevitz, (Sr.), Port Byron (Riverdale) (40-1)
 185: Rocco Liace, (Sr.), Palos Hts. (Chicago Christian) (35-0)
 Uni.: Barry Morre, (Sr.), Quincy (Notre Dame) (27-1)

Top Places—Coach
Class AA Individual Data
 98: Mike Green, (Jr.), Carol Stream (Glenbard North) (41-3)
 105: Joe Johnson, (Sr.), Roselle (Lake Park) (42-4)
 112: Todd Sterr, (Sr.), Joliet (West) (35-0)
 119: Bill Kelly, (Sr.), Oak Lawn (Richards) (35-0)
 126: George Patterson, (Sr.), Evanston (Twp) (35-0)
 132: John Giura, (Sr.), Oak Park-River Forest (29-0)
 138: Glenn Olson, (Sr.), Park Ridge (Maine East) (40-2)
 145: Dan Mota, (Jr.), Waukegan (East) (33-1)
 155: Paul Cocco, (Sr.), Palos Hts. (Shepard) (39-0-1)
 167: Dave Vohaska, (So.), Riverside-Brookfield (36-0)
 185: Kevin Carlson, (Sr.), Lombard (Glenbard East) (37-1)
 Uni.: Keith Cruise, (Sr.), Cahokia (45-1)

CLASS A BASKETBALL—Total Schools Entered in Series: 485
State Final Site: Champaign (Assembly Hall)
 1st Madison (30-2)—Larry Graham 58
 2nd Dunlap (28-5)—John Kimble 47
 3rd Cairo (30-5)—Bill Chumbler 81
 4th Liberty (27-6)—Paul Kreke 54

CLASS AA BASKETBALL—Total Schools Entered in Series: 312
 (249 Class AA & 63 Chicago Public League)
State Final Site: Champaign (Assembly Hall)
 1st Quincy (Sr.) (33-0)—Jerry Leggett 68
 2nd Maywood (Proviso East) (28-5)—Glenn Whittenberg 39
 3rd Chicago (Westinghouse) (22-12)—Frank Lollino 53
 4th Wheaton (Central) (26-7)—Don McGee 47
TENNIS—Total Schools Entered in Series:
State Final Site: Arlington Hts.—May 21-23, 1981, \$2.00 Finals Only

TRACK & FIELD—Total Schools Entered in Series:
State Final Site: Charleston (EIU)—May 22-23, 1981; \$2.00 session.

CLASS A BASEBALL—Total Schools Entered in Series:
State Final Site: Springfield (Lanphier Park)—June 1-2, 1981; \$5.00 season; \$2.00 session

CLASS AA BASEBALL—Total Schools Entered in Series:
State Final Site: Springfield (Lanphier Park)—June 4-5, 1981; \$5.00 season; \$2.00 session

GYMNASTICS—Total Schools Entered in Series:
State Final Site: Arlington Hts. (Hersey)—May 22-23, 1981; \$2.00 session



Boys State Track Meet Team Data

Team Champions



(Excludes 1981)

Year	Champion	Coach	Points
1893	Peoria		42
1894	Urbana		22
1895	Chicago (Englewood)		26
1896	Rockford		23
1897	Chicago (Englewood)		22
1898	Aurora (East)	George Stuart	36
1899	Biggsville	J.A. Strang	23
1900	Biggsville	Honey Stuart	33
1901	Chicago (Englewood)		20
1902	Chicago (South Division)		31
1903	Chicago (Hyde Park)		24
1904	Pontiac		20
1905	Chicago (Englewood)		16
1906	Chicago (Wendell Phillips)	Oliver Reilley	12 TIE
	Aurora (West)	Holland	
1907	Oak Park	Lewis Omer	18
1908	Oak Park	Lewis Omer	30
1909	Chicago (University)	John Monilaw	21
1910	Chicago (University)	John Monilaw	26
1911	Chicago (University)	John Monilaw	23
1912	Chicago (Lane Tech)	Willard	18
1913	Oak Park	Robert Zuppke	34
1914	Class A—Chicago (Univ.)	John Monilaw	42 1/2
	Class B—LaGrange	B. E. Gordon	28 1/2
1915	Class A—Oak Park	Glen Thistlewaite	32
	Class B—LaGrange	B. E. Gordon	30
1916	Class A—Joliet	Charles W. Jones	30
	Class B—Harrisburg	Herbert C. Hopkins	20
	Class C—Evanston (Acad)	Lewis Omer	48
1917	No Meet		
1918	No Meet		
1919	Class A—Oak Park	Glen Thistlewaite	48
	Class B—Chicago (University)	John Monilaw	19
1920	Class A—Oak Park	Glen Thistlewaite	41 1/2
	Class B—Marion	E.H. Schreiber	15 1/2
1921	Class A—Champaign		38
	Class B—Forrest	C.C. Merrill	19
1922	Class A—Evanston	A.P. Bradley	35
	Class B—Forrest	C.C. Merrill	19 1/2
1923	Class A—Oak Park	Frank Winters	25 2/3
	Class B—White Hall	L.L. Tichtin	20 1/5
1924	Class A—Oak Park	Clarence Whiteside	46
	Class B—Girard	Frank Winters	20
	Class A—Danville	C.H. Cushman	17 TIE
	Eldorado	J.W. Thomas	
	Class B—Hinsdale	Earl Bland	28
1926	Chicago (Senn)	Pat Pierce	17 1/2
1927	Rockford	Charles A. Beyer	19 1/2
1928	Chicago (Tilden)	Frank J. Hartman	22
1929	Chicago (Hyde Park)		15 TIE
	Chicago (Tilden)	F. J. Hartman	
1930	Oak Park	Bob Woodruff	29
1931	Oak Park	Bob Woodruff	17
1932	Oak Park	Bob Woodruff	32
1933	Rockford	Charles A. Beyer	18
1934	Winnetka (New Trier)	John Nay	19
1935	Rockford	Charles A. Beyer	21
1936	Elmhurst (York)	Clarence East	20
1937	Oak Park	Bob Woodruff	18 1/2
1938	Oak Park	Bob Woodruff	29
1939	Elmhurst (York)	Clarence East	22
1940	Maywood (Proviso)	Otto H. Matte	16 1/2
1941	Des Plaines (Maine)	Sam Marzulo	20
1942	Oak Park	Don Harshbarger	26 2/3
1943	Chicago (Phillips)	Lawrence Bingley	18
1944	Winnetka (New Trier)	John M. Nay	41 1/2
1945	Oak Park	Don Harshbarger	27 3/4
1946	Des Plaines (Maine)	Sam Marzulo	16
1947	Oak Park	Robert C. Wright	33
1948	LaGrange (Lyons)		
1949	LaGrange (Lyons)		
1950	Chicago (Phillips)		
1951	Chicago (Phillips)		
1952	LaGrange (Lyons)		
1953	LaGrange (Lyons)		
1954	LaGrange (Lyons)		
1955	Blue Island		
1956	Chicago Hts. (Bloom)		
1957	Chicago Hts. (Bloom)		
1958	Chicago Hts. (Bloom)		
1959	Chicago Hts. (Bloom)		
1960	Moline		
1961	LaGrange (Lyons)		
	Rock Island (Sr.)		
1962	Chicago (Phillips)		
1963	Alton (Sr.)		
1964	Alton (Sr.)		
1965	Evanston		
1966	Evanston		
1967	Chicago (Harlan)		
1968	Hillside (Proviso West)		
1969	Alton (Sr.)		
1970	Evanston		
1971	Evanston		
1972	Evanston		
1973	East St. Louis (Lincoln)		
	LaGrange (Lyons)		
1974	Chicago (Lane Tech)		
	Evanston		
1975-A	Maple Park (Kaneland)		
1975-AA	East St. Louis (Sr.)		
1976-A	Granville (Putnam Co.)		
1976-AA	East St. Louis (Sr.)		
1977-A	Maple Park (Kaneland)		
1977-AA	East St. Louis (Sr.)		
	Chicago Hts. (Bloom)		
1978-A	Robinson		
1978-AA	East St. Louis (Sr.)		
1979-A	Chicago (Luther South)		
1979-AA	Evanston (Twp.)		
1980-A	Chicago (Luther South)		
1980-AA	Maywood (Proviso East)		
	Waukegan (East)		
Russell Deason			15
Russell Deason			26 7/10
Henry Springs			19
Henry Springs			24
Russell Deason			20
Russell Deason			30 7/10
Russell Deason			16
Ohlen Driver			18
Ralph Steben			22
Ralph Steben			39 1/5
Ralph Steben			34 1/2
Ralph Steben			29
Gene Shipley			21 1/7
Max Armer			14 TIE
Hod Lundeen			
Carl Bonner			29
James Wigger			23
James Wigger			19
Bob Trevarthen			25
Bob Trevarthen			30
Gerald Richard			23
Don Kohlmann			20 1/2
James Wigger			26
Ron Helberg			21
Ron Helberg			24
Ron Helberg			28
George Holliday			16 TIE
Max Armer			
William Lewis			27 TIE
Ron Helberg			
Bruce Peterson			34
Jimmy Lewis			29
Jim Davis			23
Jimmy Lewis			30
Bruce Peterson			54
Jimmy Lewis			46 TIE
Lonnell Poole			46
Tony Cork			35
Jimmy Lewis			37
Norm Meier			42
Willie May			51
Norm Meier			32
Chuck Farinella			40 TIE
Marvin Arrington			40

Meet The Advisory Committee



ROY GUMMERSON
Oak Park



EDWARD L. KEY
Chicago (Kenwood)



DENNIS BEST
Coal City



LARRY WICZOREK
Hillside (Proviso West)



LARRY RAGSDALE
Knoxville



HENRY FELDT
Lebanon



PAUL R. DAVIES
Oak Lawn (H.S.)



PHIL SALZER
Peoria (H.S.)

Special Thanks

Nearly 100 dedicated men and women volunteer their time, energy and effort to serve as the personnel responsible for conducting the annual State Track Meet. It would be impossible to conduct this gigantic track and field carnival without their expertise and the state meet would not have the national reputation it does without their cheerful cooperation. To the men and women who slice this precious portion out of their busy schedules to serve the young men and women of our state, we offer a very, very special thanks.

Administering this year's State Final Meet would not be possible without the tremendous contributions of the Harry Gill Company, Urbana, Warner Office Equipment Company, Mattoon and Modern Business Systems of Champaign. For the 30th great year, and in recent years through the efforts of sales representative Joe Connelly, the Harry Gill Co. is supplying the track and field equipment used here at O'Brien Stadium this weekend. Warner Office Equipment Co. has provided for the 7th straight year a photocopier and Modern Business Systems has contributed for the 1st year a paper copier, which are used to help speed up the posting of results of the more than 1,000 competitors for the more than 100 news media representatives covering this year's meet, and the more than 400 coaches of athletes participating here this weekend. The IHSA greatly appreciates the sincere interest in the young people of Illinois demonstrated by these firms.

Cover Photo Credit

Bill Lair of the Charleston Times-Courier supplied the photograph on the cover of this year's program, which shows Gibson City's anchor runner Roy Acree (right) edging the final runners for Melrose Park (Walther Lutheran) and Madison, respectively, for first place in the 440-Yard Relay in the 1979 meet. Special thanks is also extended to news photographers throughout the state who have provided photographs which appear in all IHSA Programs. This year's program was printed by Illinois Graphics, Bloomington.

Results Are Posted

Results of competition in all events both Friday and Saturday are posted on the bulletin boards under the west main grandstand of O'Brien Stadium (north and next to the concession stand) as they become available. In addition, lane and flight assignments for the finals determined after preliminaries (and/or semifinals) Friday are also posted. Fans who wish to make notes in their Official Program are invited to visit this area as often as they desire both days of the meet. **ALL PERSONS**, however, are requested **not to remove** the posted material from the bulletin boards. In addition to being useful to track fans, the posted result sheets and heat sheets are the only vehicle by which coaches and contestants can gather necessary information concerning athletes from their school and specific assignments from future competition in the meet.



The Responsibilities of Sportsmanship



THE PLAYER...

- 1) Treats opponents with respect.
- 2) Plays hard, but plays within the rules.
- 3) Exercises self-control at all times, setting the example for others to follow.
- 4) Respects officials and accepts their decisions without gesture or argument.
- 5) Wins without boasting, loses without excuses, and never quits.
- 6) Always remembers that it is a privilege to represent the school and community.



THE COACH...

- 1) Treats own players, and opponents, with respect.
- 2) Inspires in the athletes a love for the game and the desire to compete fairly.
- 3) Is the type of person he/she wants the athletes to be.
- 4) Disciplines those on the team who display unsportsmanlike behavior.
- 5) Respects the judgment and interpretation of the rules by the officials.
- 6) Knows he/she is a teacher, and understands the athletic arena is a classroom.

THE OFFICIAL...

- 1) Knows the rules and their interpretations.
- 2) Places welfare of the participants above all other considerations.
- 3) Treats players and coaches courteously and demands the same from them.
- 4) Works cooperatively with fellow officials, timers and/or scorers for an efficient contest.
- 5) Is fair and firm in all decisions, never compensating for a previous mistake.
- 6) Maintains confidence, poise and self-control from start to finish.



THE SPECTATOR...

- 1) Attempts to understand and be informed of the playing rules.
- 2) Appreciates a good play no matter who makes it.
- 3) Cooperates with and responds enthusiastically to cheerleaders.
- 4) Shows compassion for an injured player; applauds positive performances; does not heckle, jeer or distract players; and avoids use of profane and obnoxious language and behavior.
- 5) Respects the judgment and strategy of the coach, and does not criticize players or coaches for loss of a game.
- 6) Respects property of others and authority of those who administer the competition.
- 7) Censures those whose behavior is unbecoming.