


# 8th Annual Class A & Class AA

88th Year of Statewide Series



# BOYS TRACK & FIELD

## State Final Meet

Friday-Saturday  
May 28-29, 1982



O'Brien Stadium  
Eastern Illinois University  
Charleston, Illinois

OFFICIAL PROGRAM: \$1.00

## Meet the



## Board of Directors



**JOSEPH J. SIRCHIO**  
Chicago (Steinmetz)  
Division 1  
President



**JOHN DOWLING**  
Waukega  
Division 5  
Vice President



**CHARLES SMITH**  
Flossmoor  
(Homewood-Flossmoor)  
Division 3  
Secretary



**RAYMOND COLLIER**  
Aurora (East)  
Treasurer  
Appointed By Board



**FRED CURTIS**  
Geneseo (Darnall)  
Division 4  
Director



**GAIL BORTON**  
West Frankfort  
(Frankfort)  
Division 7  
Director



**NICHOLAS T. MANNOS**  
Skokie (Niles West)  
Division 2  
Director



**DAVID TURNER**  
Petersburg (Porta)  
Division 6  
Director



## Richard Welty Named Honorary Referee

Long-time coach and athletic administrator Richard K. Welty of Palatine, who is working his 23rd straight state track meet as a volunteer member of the officials crew this year, will be honored Saturday before the start of the finals in this 88th Illinois High School Association (IHSA) Boys State Final Meet as its Honorary Referee.

A Hoopston native and stand-out athlete, Welty lettered in football and track at Illinois State



**RICHARD K. WELTY**  
Palatine  
Honorary Referee

Normal University as an undergraduate. He later earned his master's degree from Northern Illinois.

His 37-year career in education as a teacher, coach and administrator began in 1937 when he became a teacher and coach at Jacksonville (H.S.). He then coached and taught at Ashland and Girard before serving in the U.S. Air Force from 1942 through 1946. After World War II, he joined the staff at Palatine High School and was involved there as a coach in football, track and cross country from 1946 through 1960. In 1964, he moved to sister school Palatine (Fremd) as its athletic director and department head in health and physical education. He retired from the profession in 1974.

A member of the Northern Illinois Track Coaches Association (NITCA) Hall of Fame, Welty was associated with the annual Palatine Relays for 36 years as a coach, director and timer. He serves the annual IHSA Boys State Final Meet as a timer.

## Special Thanks

Nearly 100 dedicated men and women volunteer their time, energy and effort to serve as the personnel responsible for conducting the annual State Track Meet. It would be impossible to conduct this gigantic track and field carnival without their expertise and the state meet would not have the national reputation it does without their cheerful cooperation. To the men and women who slice this precious portion out of their busy schedules to serve the young men and women of our state, we offer a very, very special thanks.

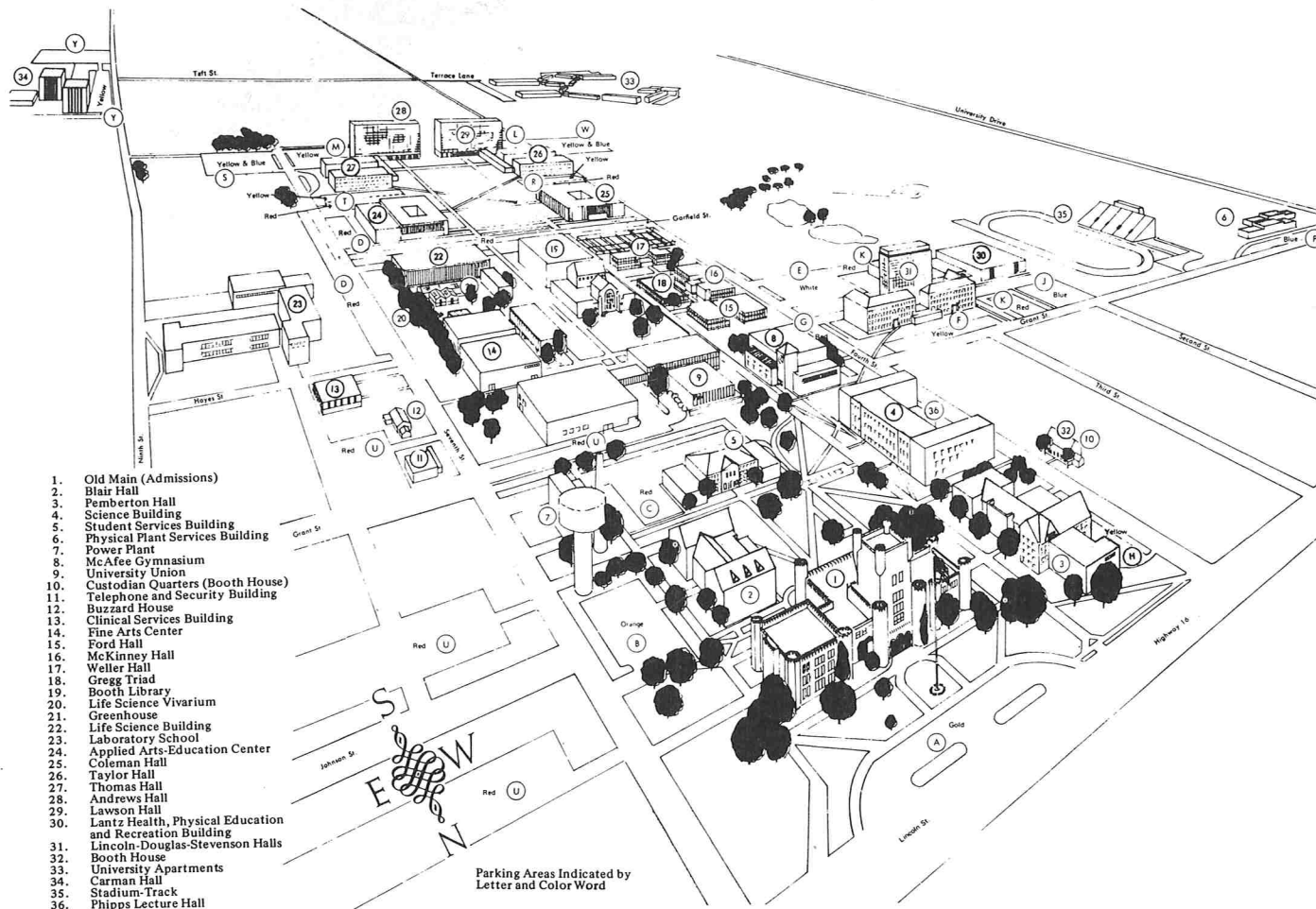
Administering this year's Stat Final Meet would not be possible without the tremendous contributions of the Harry Gill Company, Urbana and Modern Business Systems of Champaign. For the 31st great year, and in recent years through the efforts of sales representative Joe Connelly, the Harry Gill Company is supplying the track and field equipment used here at O'Brien Stadium this weekend. Modern Business Systems has contributed for the 2nd year a paper copier, which is used to help speed up the posting of results of the more than 1,000 competitors for the more than 100 news media representatives covering this year's meet, and the more than 400 coaches of athletes participating here this weekend. The IHSA greatly appreciates the sincere interest in the young people of Illinois demonstrated by these firms.

## Honor Roll of Honorary Referees

Following is a list of the men who have been Honorary Referees since 1960:

- 1960—Robert S. Woodruff, Oak Park
- 1961—Shelby Himes, Urbana
- 1962—Harry Hill, Gridley
- 1963—C. L. Harriss, Carlyle
- 1964—Clarence East, Elmhurst
- 1965—Milt F. Sprunger, Washington
- 1966—Ross Anderson, Oak Park
- 1967—Emil G. "Heinie" Schultz, Evanston
- 1968—W. W. Downing, East St. Louis
- 1969—Roy S. Anderson, Lincoln
- 1970—Jim Evers, Centralia
- 1971—A. G. "Frenchie" Haussler, Peoria
- 1972—Leo L. Singer, Waukegan
- 1973—Harry E. Gaines, Mattoon
- 1974—Harold G. Monilaw, LaGrange
- 1975—Clarence B. "Babe" Pierce, Sparta
- 1976—John S. Gill, Elmhurst
- 1977—Eugene (Gene) Armer, Urbana
- 1978—Roy Gummerson, Oak Park
- 1979—Ira Scott, Naperville
- 1980—George Dekan, Carol Stream
- 1981—Jack D. May, Urbana
- 1982—Richard K. Welty, Palatine

# 'Welcome To Our Campus'




1. Old Main (Admissions)
2. Blair Hall
3. Pemberton Hall
4. Science Building
5. Student Services Building
6. Physical Plant Services Building
7. Power Plant
8. McAfee Gymnasium
9. University Union
10. Custodian Quarters (Booth House)
11. Telephone and Security Building
12. Buzzard House
13. Clinical Services Building
14. Fine Arts Center
15. Ford Hall
16. McKinney Hall
17. Weller Hall
18. Gregg Triad
19. Booth Library
20. Life Science Vivarium
21. Greenhouse
22. Life Science Building
23. Laboratory School
24. Applied Arts-Education Center
25. Coleman Hall
26. Taylor Hall
27. Thomas Hall
28. Andrews Hall
29. Lawson Hall
30. Lantz Health, Physical Education and Recreation Building
31. Lincoln-Douglas-Stevenson Halls
32. Booth House
33. University Apartments
34. Carman Hall
35. Stadium-Track
36. Phipps Lecture Hall

It gives me great pleasure to extend greetings to you for one of the showcase events of this state, the annual Illinois High School Association State Track and Field Meet.

It has become a tradition for this University to host many outstanding IHSA championship events, and we are pleased that you have an opportunity to utilize the fine facilities here at Eastern Illinois University.

Now that the championship has been divided into two classes, I offer my congratulations to an even greater number of young people who, through self-discipline and hard work, have qualified to compete this weekend.

Eastern Illinois University is your campus, and I hope that you will have an opportunity to tour it while you are here. Please visit us often, and my best wishes to everyone for a successful meet.



DANIEL E. MARVIN, Jr.  
President

DANIEL E. MARVIN, JR.,  
President



## EIU State Final Hosts



R.C. JOHNSON  
Athletic Director

RON PAAP  
Associate AD

JOAN SCHMIDT  
Associate AD

NEIL MOORE  
Asst. Boys Mgr.

CHERYL BIRKHEAD  
Girls Trainer

ROB DOYLE  
Boys Trainer

TOM WOODALL  
Asst. Meet Mgr.

DAVE KIDWELL  
Sports Info. Dir.

RUSS WALTRIP  
Equip. Mgr.

# Personnel Working This Year's Boys Meet

## Honorary Referee:

Richard Welty, Palatine

## Referee:

Glen Hamilton, Pinckneyville

## Starter:

Ron Helberg, Glenview

## Assistant Starters:

Dean Anderson, LaGrange  
Jerry Parsons, Monticello

## Clerk of Course:

Bill Brandvold, Mattoon

## Assistant Clerks of Course:

Joyce Carlson, Chicago  
Ralph Krupke, Roselle  
Alec Rexroat, Oak Park

## Relay Clerks:

William R. Anderson, Rantoul  
Bob Hout, Newton  
Robert Poulson, Palos Park  
Elmer Smith, Neoga

## Accutrack Personnel:

Don Huber, Chicago  
George Paulik, Aurora  
John Polka, Oak Park

## Accutrack Film Readers:

Dennis Best, Morris  
Edward Key, Chicago  
Larry Wieczorek, Lombard

## Head Finish Judges:

Chic Anderson, Palatine  
Carlin Nalley, Lisle

## Finish Judges:

Greg Bodden, Elk Grove  
Floyd Catterton, Moline  
John Davis, Glenview  
Joe Gross, Clarendon Hills  
Dick Hamann, Carrollton  
Chuck Harnisch, Orland Park  
Mark A. Jostes, Moweaqua  
Hal E. Prichard, Decatur  
Ed Madix, Decatur  
Richard A. Raub, Springfield  
Gene Sawalick, Belleville  
James Schaive, Ottawa  
Gary Scholz, Schaumburg  
J. Thomas Slack, Naperville  
James V. Southworth, Marion  
Dick Tharp, Normal  
Don Vandersnick, Lincoln  
Bryon Wilkinson, Granite City

## Head Timers:

Charles Feutz, Schaumburg  
Richard Welty, Palatine

## Assistant Head Timer:

Gene McFarland, Charleston

## Timers:

John Allwood, Riverside  
Jerry Blew, Wheaton  
Frank T. Chiodo, Normal  
Joseph D. Devine, Oak Lawn Park  
Mel Everly, Winnetka  
Pascal M. Gilmore, Libertyville  
Allan B. Goodman, Schaumburg  
Robert LaCroix, Peoria  
John Liljah, Moline  
Jerry McGuire, Chicago  
Brewster Parker, Lincoln  
Dave Pasquini, Wheeling  
Frank Pitol, Collinsville  
Tony Sacco, River Forest  
Verne R. Sprehe, Rushville  
Taylor Thomas, Urbana  
Alex Clark, Tonica

## Head Curve & Exchange Inspectors:

Francis Kite, Riverside  
James E. Johnson, Charleston

## Curve & Exchange Inspectors:

Max E. Akerman, Wheaton  
Doug Barclay, Bourbonnais  
Jim Beran, Oak Park  
Tom Dardugno, Naperville  
Art Frazier, Chester

R. B. Garshelis, Charleston  
Bill Geodonius, Oak Park  
Jim L. Grimes, Cullom  
Oscar Hicks, Tolono  
Mark P. McCabe, Sterling  
Lloyd A. Moma, Blue Mound  
Paul M. Neakrase, Washington  
Christopher J. Perry, Peoria  
Robert W. Scott, Effingham  
Kip Smith, Clinton  
Van Steckelberg, Galesburg

## Head Pole Vault Judge, Crew #1:

Robert L. Reynolds, North Riverside

## Pole Vault Judges:

William Spaletto, Hoffman Estates  
Edward Zembal, Oak Park

## Head Pole Vault Judge, Crew #2:

Glenn V. Cothorn, Warrenville

## Pole Vault Judges:

David A. Daugherty, Mason City  
Dwight Simmons, Decatur

## Head Pole Vault Judge, Crew #3:

Thomas Murphy, Oak Lawn

## Pole Vault Judges:

Angelo Rinchiuso, Quincy  
Jim Wachenheim, Naperville

## Head High Jump, Crew #1:

Paul Kays, Oak Park

## High Jump Judges:

Gene McCarter, East Moline  
Stan Martin, Elgin  
David J. Axelrod, Chicago

## Head High Jump Judge, Crew #2:

Alex McKnight, Freeport

## High Jump Judges:

Robert M. Ashley, Red Bud  
David R. Lee, McLeansboro  
John R. Mills, Bement

## Head Long Jump Judge, Crew #1:

Robert G. Turner, Decatur

## Long Jump Judges:

Dale Engelhorn, San Jose  
Roger VanDeveer, Mattoon

## Head Long Jump Judge, Crew #2:

William J. Bulat, Milan

## Long Jump Judges:

Howard Morgan, Peoria  
Donald Schaefer, Charleston

## Head Triple Jump Judge, Crew #1:

Al Rosenberger, Jacksonville

## Triple Jump Judges:

Arthur Carlson, Oregon  
Gary Coates, Princeton  
Virgil McElfresh, Peoria  
Dan Moy, Jacksonville

## Head Triple Jump Judge, Crew #2:

Ron Campbell, Skokie

## Triple Jump Judges:

Warren G. Hoger, Westchester  
Steve Lawrence, Oak Park  
Graham Updike, Centralia  
Rick L. White, Peoria

## Head Shot Put Judge, Crew #1:

Kenneth L. Shelhamer, Oak Park

## Shot Put Judges:

Leonard Burt, Arlington  
Kenneth Johnson, Elgin

## Head Shot Put Judge, Crew #2:

Stan Truckenbrod, Glen Ellyn

## Shot Put Judges:

Doug Chapman, Belvidere  
Thomas Miller, Dundee

## Head Discus Throw Judge, Crew #1:

Warren McGhee, Canton

## Discus Throw Judges:

Emilio Bassy, Columbia  
John Harrer, Arthur  
Don Kemp, Concord  
Wayne Prince, Belleville

## Head Discus Throw Judge, Crew #2:

Lawrence Miller, Ottawa

## Discus Throw Judges:

Larry Clear, Gordonville, Mo.  
Carl Magsamen, Park Ridge  
Otis H. Taylor, Davenport, Ia.  
John Selke, Hoffman Estates

## Anemometer Judges:

Ron Gummerson, Schaumburg  
William Hasselbacher, Peoria  
Gene Masters, Normal  
Jerry Slack, Wheaton

## Announcers:

Bill Glasner, West Chicago  
Lance Johnson, Warrenville  
Joe Spagnolo, Westchester

## Scorers, Class A & AA:

Lynn Swango, Monticello  
Darrell Prince, Dolton  
Robert Rehberg, Park Forest  
Arthur Sievers, Monticello

## Finish Line Marshall:

Michael Begovich, Melrose Park

## Finish Line Recorders:

Harold Bowen, Farmington  
Ken Kite, Arlington

## Seeding Chairman:

Gene Armer, Urbana

## Seeding Staff:

John W. Cheney, Elmwood Park  
Lloyd Grafford, East Alton  
Jim Lewis, East St. Louis  
Leonard Wilson, Champaign

## Supervisors:

Track Events—Hank Feldt, Lebanon  
Finish Line & Flow—Dennis Best, Morris  
Field Events—Phil Salzer, Peoria  
Pole Vault—Robert Reynolds, North Riverside  
Records—Paul Davies, Oak Lawn

## Administration & Information:

Chairman, Larry Ragsdale, Knoxville  
Walt Elmore, Charleston  
Ben Ward, Chicago

## Games Committee:

Chairman, Roy Gummerson, Oak Park  
Dennis Best, Morris  
Paul Davies, Oak Lawn  
Hank Feldt, Lebanon  
Edward L. Key, Chicago  
Larry Ragsdale, Knoxville  
Phil Salzer, Peoria  
Larry Wieczorek, Lombard

## Utility:

Arthur Marshall, East St. Louis  
Dave Venatucci, Litchfield

## Custodians of Awards:

Gail Borton, West Frankfort  
Raymond Collier, Aurora  
Fred Curtis, Geneseo  
John Dowling, Watseka  
Nicholas Mannos, Skokie

## IHSA Staff Representatives:

L. L. Astroth, Executive Secretary  
Donald K. Robinson, Asst. Executive Secretary

## Press Stewards:

Dave Kidwell, EIU  
Jim Flynn, IHSA

## Assistant Press Stewards:

Steve Binder, Charleston  
Marilyn Black, Bloomington  
Dave Claypool, Niantic  
Barbara Henderson, Bloomington  
Gary Hills, Springfield  
Wilburn Hutson, Charleston  
Brad Ipema, Oak Park  
John McLaughlin, Charleston  
Chris Perry, Charleston  
Mark Phillips, Oak Park  
Judy Pinkston, Bloomington  
Mike Prizy, Dolton  
James Quinlivan, Oak Park  
Lola Rannabarger, Bloomington  
Betty Temple, Charleston  
Dan Thornburgh, Charleston  
Don Vogel, Oak Park

# Boys Track State Final Time Schedule

Friday, May 28, 1982 (Preliminaries and Semifinals)

Note: Flight 3 is scheduled at the site of Flight 1 in all field events. If another facility becomes available, the Games Committee reserves the right to adjust flight sequence and location.

## Class AA Field Events Begin at 9:00 a.m.

### NATIONAL ANTHEM

- 9:00 a.m. Pole Vault - Flight 1 - North Runway (Warmup 8:30 a.m.)
- 10:00 a.m. Pole Vault - Flight 2 - South Runway (Warmup 9:30 a.m.)
- 11:30 a.m. Pole Vault - Flight 3 to follow completion of Flight 1 (30-minute warmup)
- 9:00 a.m. High Jump - Flight 1 followed by 2 and 3 (Warmup 8:45 a.m.)
- 9:00 a.m. Shot Put - Flight 1 -- Northeast Circle (End Zone) (Warmup 8:45 a.m.)
- 9:00 a.m. Shot Put - Flight 2 -- Northwest Circle (End Zone) (Warmup 8:45 a.m.)
- 9:55 a.m. Shot Put - Flight 3 to follow completion of Flight 1 (15-minute warmup)
- 9:00 a.m. Long Jump - Flight 1 - North Runway, East Side (Warmup 8:45 a.m.)
- 9:00 a.m. Long Jump - Flight 2 - South Runway, East Side (Warmup 8:45 a.m.)
- 10:00 a.m. Long Jump - Flight 3 to follow completion of Flight 1 (15-minute warmup)
- 10:15 a.m. Triple Jump- Flight 1 - South Runway, East Side (Warmup 10:00 a.m.)
- 11:15 a.m. Triple Jump- Flight 2 - North Runway, East Side (Warmup 11:00 a.m.)
- 11:20 a.m. Triple Jump- Flight 3 to follow Flight 1 (15-minute warmup)
- 10:15 a.m. Discus - Flight 1 - North Field (Warmup 10:00 a.m.)
- 10:45 a.m. Discus - Flight 2 - South Field (Warmup 10:30 a.m.)
- 11:30 a.m. Discus - Flight 3 to follow completion of Flight 1 (15-minute warmup)

## Class AA Running Events Begin at 9:00 a.m.

(Times Approximate)

- 9:00 a.m. - 3200 Meter Relay Prelims (3 heats, qualify top 12 times to finals)
- 9:36 a.m. - 400 Meter Relay Prelims (6 heats, qualify top 8 times to finals)
- 10:02 a.m. - 110 Meter High Hurdles Prelims (6 heats, qualify 4 each heat to semifinals)
- 10:20 a.m. - 100 Meter Dash Prelims (6 heats, qualify 4 each heat to semifinals)
- 10:39 a.m. - 110 Meter High Hurdles Semifinals (4 heats, qualify 2 each heat to finals)
- 10:51 a.m. - 100 Meter Dash Semifinals (4 heats, qualify 2 each heat to finals)
- 11:03 a.m. - 800 Meter Run Prelims (3 heats, qualify top 8 times to finals)
- 11:21 a.m. - 800 Meter Relay Prelims (7 heats, qualify top 8 times to finals)
- 11:56 a.m. - 400 Meter Dash Prelims (6 heats, qualify top 8 times to finals)
- 12:20 p.m. - 200 Meter Dash Prelims (6 heats, qualify 4 each heat to semifinals)
- 12:44 p.m. - 300 Meter Low Hurdles Prelims (5 heats, qualify top 8 times to finals)
- 1:05 p.m. - 1600 Meter Run Prelims (3 heats, qualify top 12 times to finals)
- 1:26 p.m. - 200 Meter Dash Semifinals (4 heats, qualify 2 each heat to finals)
- 1:42 p.m. - 1600 Meter Relay Prelims (6 heats, qualify top 8 times to finals)
- 2:12 p.m. - FINIS

## Class A Field Events Begin at 1:00 p.m.

- 1:00 p.m. Pole Vault - Flight 1 - South Runway (Warmup 12:00)
- 2:00 p.m. Pole Vault - Flight 2 - North Runway (Warmup 1:30 p.m.)
- 3:00 p.m. Pole Vault - Flight 3 to follow completion of Flight 1 (30-minute warmup)
- 1:45 p.m. High Jump - Flight 1 followed by 2 & 3 (15-minute warmup)
- 2:00 p.m. Shot Put - Flight 1 - Northwest Circle (End Zone) (Warmup 1:45 p.m.)
- 2:00 p.m. Shot Put - Flight 2 - Northeast Circle (End Zone) (Warmup 1:45 p.m.)
- 2:45 p.m. Shot Put - Flight 3 to follow completion of Flight 1 (15-minute warmup)
- 1:30 p.m. Long Jump - Flight 1 - South Runway, East Side (Warmup 1:15 p.m.)
- 1:30 p.m. Long Jump - Flight 2 - North Runway, East Side (Warmup 1:15 p.m.)
- 2:15 p.m. Long Jump - Flight 3 to follow Flight 1 (15-minute warmup)
- 2:30 p.m. Triple Jump- Flight 1 - North Runway, East Side (Warmup 2:15 p.m.)
- 3:15 p.m. Triple Jump- Flight 2 - South Runway, East Side (Warmup 3:00 p.m.)
- 3:20 p.m. Triple Jump- Flight 3 to follow Flight 1 (15-minute warmup)
- 2:45 p.m. Discus - Flight 1 - South Field (Warmup 2:30 p.m.)
- 3:25 p.m. Discus - Flight 2 - North Field (Warmup 3:10 p.m.)
- 3:30 p.m. Discus - Flight 3 to follow Flight 1 (15-minute warmup)

## Class A Running Events Begin at 2:15 p.m.

(Times Approximate)

- 2:15 p.m. - 3200 Meter Relay Prelims (2 heats, qualify top 12 times to finals)
- 2:39 p.m. - 400 Meter Relay Prelims (4 heats, qualify top 8 times to finals)
- 2:57 p.m. - 110 Meter High Hurdles (4 heats, qualify 4 each heat to semifinals)
- 3:09 p.m. - 100 Meter Dash Prelims (6 heats, qualify 4 each heat to semifinals)
- 3:28 p.m. - 110 Meter High Hurdles Semifinals (2 heats, qualify 4 each heat to finals)
- 3:35 p.m. - 100 Meter Dash Semifinals (4 heats, qualify 2 each heat to finals)
- 3:47 p.m. - 800 Meter Run Prelims (2 heats, qualify top 12 times to finals)
- 3:59 p.m. - 800 Meter Relay Prelims (4 heats, qualify top 8 times to finals)
- 4:19 p.m. - 400 Meter Dash Prelims (4 heats, qualify top 8 times to finals)
- 4:35 p.m. - 200 Meter Dash Prelims (6 heats, qualify top 4 each heat to semifinals)
- 4:59 p.m. - 300 Meter Low Hurdles Prelims (4 heats, qualify top 8 times to finals)
- 5:16 p.m. - 1600 Meter Run Prelims (2 heats, qualify top 12 times to finals)
- 5:30 p.m. - 200 Meter Run Semifinals (4 heats, qualify top 2 each heat to finals)
- 5:46 p.m. - 1600 Meter Relay Prelims (4 heats, qualify top 8 times to finals)
- 6:06 p.m. - FINIS

Note: All field events will be held outdoors (weather permitting). In case of delays in events using the same facility, the following flight will begin as soon as the previous flight is completed.

## Saturday, May 29, 1982

(Finals in all events)

### Class A Field Events

- 11:00 a.m.—Long Jump, Pole Vault
- 12:00 noon—Shot Put
- 1:00 p.m.—High Jump
- 1:30 p.m.—Discus, Triple Jump

### Class AA Field Events

- 11:00 a.m.—Long Jump, Pole Vault, High Jump
- 12:00 noon—Shot Put
- 1:30 p.m.—Discus, Triple Jump

### Track Events

- 12:00 noon—National Anthem
- 12:15 p.m.—Class A 3200 Meter Relay
- Class AA 3200 Meter Relay
- 12:35 p.m.—Class A 400 Meter Relay
- Class AA 400 Meter Relay
- 12:50 p.m.—Class A 3200 Meter Run
- Class AA 3200 Meter Run
- 1:30 p.m.—Class A 110 Meter High Hurdles
- Class AA 110 Meter High Hurdles
- 1:45 p.m.—Class A 100 Meter Dash
- Class AA 100 Meter Dash
- 1:52 p.m.—Class A 800 Meter Run
- Class AA 800 Meter Run
- 2:10 p.m.—Class A 800 Meter Relay
- Class AA 800 Meter Relay
- 2:30 p.m.—Class A 400 Meter Dash
- Class AA 400 Meter Dash
- 2:40 p.m.—Class A 300 Meter Low Hurdles
- Class AA 300 Meter Low Hurdles
- 2:55 p.m.—Class A 1600 Meter Run
- Class AA 1600 Meter Run
- 3:15 p.m.—Class A 200 Meter Dash
- Class AA 200 Meter Dash
- 3:25 p.m.—Class A 1600 Meter Relay
- Class AA 1600 Meter Relay
- 3:45 p.m.—Awards

# Class A Team Score Chart

| School | Qualifiers to Finals | Long Jump | Pole Vault | High Jump | Shot Put | Triple Jump | Discus | 3200 Meter Relay | 400 Meter Relay | 3200 Meter Run | 400 Meter Run | 800 Meter Run | 800 Meter Relay | 400 Meter Dash | 300 Meter Low Hurd. | 1600 Meter Run | 200 Meter Dash | 1600 Meter Relay | Pts. | Place |  |  |
|--------|----------------------|-----------|------------|-----------|----------|-------------|--------|------------------|-----------------|----------------|---------------|---------------|-----------------|----------------|---------------------|----------------|----------------|------------------|------|-------|--|--|
|        |                      |           |            |           |          |             |        |                  |                 |                |               |               |                 |                |                     |                |                |                  |      |       |  |  |
|        |                      |           |            |           |          |             |        |                  |                 |                |               |               |                 |                |                     |                |                |                  |      |       |  |  |
|        |                      |           |            |           |          |             |        |                  |                 |                |               |               |                 |                |                     |                |                |                  |      |       |  |  |
|        |                      |           |            |           |          |             |        |                  |                 |                |               |               |                 |                |                     |                |                |                  |      |       |  |  |
|        |                      |           |            |           |          |             |        |                  |                 |                |               |               |                 |                |                     |                |                |                  |      |       |  |  |
|        |                      |           |            |           |          |             |        |                  |                 |                |               |               |                 |                |                     |                |                |                  |      |       |  |  |
|        |                      |           |            |           |          |             |        |                  |                 |                |               |               |                 |                |                     |                |                |                  |      |       |  |  |
|        |                      |           |            |           |          |             |        |                  |                 |                |               |               |                 |                |                     |                |                |                  |      |       |  |  |
|        |                      |           |            |           |          |             |        |                  |                 |                |               |               |                 |                |                     |                |                |                  |      |       |  |  |
|        |                      |           |            |           |          |             |        |                  |                 |                |               |               |                 |                |                     |                |                |                  |      |       |  |  |
|        |                      |           |            |           |          |             |        |                  |                 |                |               |               |                 |                |                     |                |                |                  |      |       |  |  |
|        |                      |           |            |           |          |             |        |                  |                 |                |               |               |                 |                |                     |                |                |                  |      |       |  |  |
|        |                      |           |            |           |          |             |        |                  |                 |                |               |               |                 |                |                     |                |                |                  |      |       |  |  |
|        |                      |           |            |           |          |             |        |                  |                 |                |               |               |                 |                |                     |                |                |                  |      |       |  |  |
|        |                      |           |            |           |          |             |        |                  |                 |                |               |               |                 |                |                     |                |                |                  |      |       |  |  |
|        |                      |           |            |           |          |             |        |                  |                 |                |               |               |                 |                |                     |                |                |                  |      |       |  |  |
|        |                      |           |            |           |          |             |        |                  |                 |                |               |               |                 |                |                     |                |                |                  |      |       |  |  |
|        |                      |           |            |           |          |             |        |                  |                 |                |               |               |                 |                |                     |                |                |                  |      |       |  |  |
|        |                      |           |            |           |          |             |        |                  |                 |                |               |               |                 |                |                     |                |                |                  |      |       |  |  |
|        |                      |           |            |           |          |             |        |                  |                 |                |               |               |                 |                |                     |                |                |                  |      |       |  |  |
|        |                      |           |            |           |          |             |        |                  |                 |                |               |               |                 |                |                     |                |                |                  |      |       |  |  |
|        |                      |           |            |           |          |             |        |                  |                 |                |               |               |                 |                |                     |                |                |                  |      |       |  |  |
|        |                      |           |            |           |          |             |        |                  |                 |                |               |               |                 |                |                     |                |                |                  |      |       |  |  |
|        |                      |           |            |           |          |             |        |                  |                 |                |               |               |                 |                |                     |                |                |                  |      |       |  |  |

# Charting the Class A Finals

## 3200-Meter Relay

| Lane | No. | School | Final Place | Final Time |
|------|-----|--------|-------------|------------|
|      |     |        |             |            |
|      |     |        |             |            |
|      |     |        |             |            |
|      |     |        |             |            |
|      |     |        |             |            |
|      |     |        |             |            |
|      |     |        |             |            |
|      |     |        |             |            |
|      |     |        |             |            |
|      |     |        |             |            |

## 800-Meter Relay

| Lane | No. | School | Final Place | Final Time |
|------|-----|--------|-------------|------------|
|      |     |        |             |            |
|      |     |        |             |            |
|      |     |        |             |            |
|      |     |        |             |            |
|      |     |        |             |            |
|      |     |        |             |            |
|      |     |        |             |            |
|      |     |        |             |            |
|      |     |        |             |            |
|      |     |        |             |            |

## 400-Meter Relay

| Lane | No. | School | Final Place | Final Time |
|------|-----|--------|-------------|------------|
|      |     |        |             |            |
|      |     |        |             |            |
|      |     |        |             |            |
|      |     |        |             |            |
|      |     |        |             |            |
|      |     |        |             |            |
|      |     |        |             |            |
|      |     |        |             |            |
|      |     |        |             |            |
|      |     |        |             |            |

## 400-Meter Dash

| Lane | No. | Competitor, School | Final Place | Final Time |
|------|-----|--------------------|-------------|------------|
|      |     |                    |             |            |
|      |     |                    |             |            |
|      |     |                    |             |            |
|      |     |                    |             |            |
|      |     |                    |             |            |
|      |     |                    |             |            |
|      |     |                    |             |            |
|      |     |                    |             |            |
|      |     |                    |             |            |
|      |     |                    |             |            |

## 110-Meter High Hurdles

| Lane | No. | Competitor, School | Final Place | Final Time |
|------|-----|--------------------|-------------|------------|
|      |     |                    |             |            |
|      |     |                    |             |            |
|      |     |                    |             |            |
|      |     |                    |             |            |
|      |     |                    |             |            |
|      |     |                    |             |            |
|      |     |                    |             |            |
|      |     |                    |             |            |
|      |     |                    |             |            |
|      |     |                    |             |            |

## 300-Meter Low Hurdles

| Lane | No. | Competitor, School | Final Place | Final Time |
|------|-----|--------------------|-------------|------------|
|      |     |                    |             |            |
|      |     |                    |             |            |
|      |     |                    |             |            |
|      |     |                    |             |            |
|      |     |                    |             |            |
|      |     |                    |             |            |
|      |     |                    |             |            |
|      |     |                    |             |            |
|      |     |                    |             |            |
|      |     |                    |             |            |

## 100-Meter Dash

| Lane | No. | Competitor, School | Final Place | Final Time |
|------|-----|--------------------|-------------|------------|
|      |     |                    |             |            |
|      |     |                    |             |            |
|      |     |                    |             |            |
|      |     |                    |             |            |
|      |     |                    |             |            |
|      |     |                    |             |            |
|      |     |                    |             |            |
|      |     |                    |             |            |
|      |     |                    |             |            |
|      |     |                    |             |            |

## 200-Meter Dash

| Lane | No. | Competitor, School | Final Place | Final Time |
|------|-----|--------------------|-------------|------------|
|      |     |                    |             |            |
|      |     |                    |             |            |
|      |     |                    |             |            |
|      |     |                    |             |            |
|      |     |                    |             |            |
|      |     |                    |             |            |
|      |     |                    |             |            |
|      |     |                    |             |            |
|      |     |                    |             |            |
|      |     |                    |             |            |

## 800-Meter Run

| Alley | No. | Competitor, School | Final Place | Final Time |
|-------|-----|--------------------|-------------|------------|
|       |     |                    |             |            |
|       |     |                    |             |            |
|       |     |                    |             |            |
|       |     |                    |             |            |
|       |     |                    |             |            |
|       |     |                    |             |            |
|       |     |                    |             |            |
|       |     |                    |             |            |
|       |     |                    |             |            |
|       |     |                    |             |            |

## 1600-Meter Relay

| Lane | No. | School | Final Place | Final Time |
|------|-----|--------|-------------|------------|
|      |     |        |             |            |
|      |     |        |             |            |
|      |     |        |             |            |
|      |     |        |             |            |
|      |     |        |             |            |
|      |     |        |             |            |
|      |     |        |             |            |
|      |     |        |             |            |
|      |     |        |             |            |
|      |     |        |             |            |





# Charting the Class AA Finals

## 3200-Meter Relay

## 800-Meter Relay

| Lane | No. | School | Final Place | Final Time |
|------|-----|--------|-------------|------------|
|      |     |        |             |            |
|      |     |        |             |            |
|      |     |        |             |            |
|      |     |        |             |            |
|      |     |        |             |            |
|      |     |        |             |            |
|      |     |        |             |            |
|      |     |        |             |            |
|      |     |        |             |            |
|      |     |        |             |            |
|      |     |        |             |            |

| Lane | No. | School | Final Place | Final Time |
|------|-----|--------|-------------|------------|
|      |     |        |             |            |
|      |     |        |             |            |
|      |     |        |             |            |
|      |     |        |             |            |
|      |     |        |             |            |
|      |     |        |             |            |
|      |     |        |             |            |
|      |     |        |             |            |
|      |     |        |             |            |
|      |     |        |             |            |
|      |     |        |             |            |

## 400-Meter Relay

## 400-Meter Dash

| Lane | No. | School | Final Place | Final Time |
|------|-----|--------|-------------|------------|
|      |     |        |             |            |
|      |     |        |             |            |
|      |     |        |             |            |
|      |     |        |             |            |
|      |     |        |             |            |
|      |     |        |             |            |
|      |     |        |             |            |
|      |     |        |             |            |
|      |     |        |             |            |
|      |     |        |             |            |
|      |     |        |             |            |

| Lane | No. | Competitor, School | Final Place | Final Time |
|------|-----|--------------------|-------------|------------|
|      |     |                    |             |            |
|      |     |                    |             |            |
|      |     |                    |             |            |
|      |     |                    |             |            |
|      |     |                    |             |            |
|      |     |                    |             |            |
|      |     |                    |             |            |
|      |     |                    |             |            |
|      |     |                    |             |            |
|      |     |                    |             |            |
|      |     |                    |             |            |

## 110-Meter High Hurdles

## 300-Meter Low Hurdles

| Lane | No. | Competitor, School | Final Place | Final Time |
|------|-----|--------------------|-------------|------------|
|      |     |                    |             |            |
|      |     |                    |             |            |
|      |     |                    |             |            |
|      |     |                    |             |            |
|      |     |                    |             |            |
|      |     |                    |             |            |
|      |     |                    |             |            |
|      |     |                    |             |            |
|      |     |                    |             |            |
|      |     |                    |             |            |
|      |     |                    |             |            |

| Lane | No. | Competitor, School | Final Place | Final Time |
|------|-----|--------------------|-------------|------------|
|      |     |                    |             |            |
|      |     |                    |             |            |
|      |     |                    |             |            |
|      |     |                    |             |            |
|      |     |                    |             |            |
|      |     |                    |             |            |
|      |     |                    |             |            |
|      |     |                    |             |            |
|      |     |                    |             |            |
|      |     |                    |             |            |
|      |     |                    |             |            |

## 100-Meter Dash

## 200-Meter Dash

| Lane | No. | Competitor, School | Final Place | Final Time |
|------|-----|--------------------|-------------|------------|
|      |     |                    |             |            |
|      |     |                    |             |            |
|      |     |                    |             |            |
|      |     |                    |             |            |
|      |     |                    |             |            |
|      |     |                    |             |            |
|      |     |                    |             |            |
|      |     |                    |             |            |
|      |     |                    |             |            |
|      |     |                    |             |            |
|      |     |                    |             |            |

| Lane | No. | Competitor, School | Final Place | Final Time |
|------|-----|--------------------|-------------|------------|
|      |     |                    |             |            |
|      |     |                    |             |            |
|      |     |                    |             |            |
|      |     |                    |             |            |
|      |     |                    |             |            |
|      |     |                    |             |            |
|      |     |                    |             |            |
|      |     |                    |             |            |
|      |     |                    |             |            |
|      |     |                    |             |            |
|      |     |                    |             |            |


## 800-Meter Run

## 1600-Meter Relay

| Alley | No. | Competitor, School | Final Place | Final Time |
|-------|-----|--------------------|-------------|------------|
|       |     |                    |             |            |
|       |     |                    |             |            |
|       |     |                    |             |            |
|       |     |                    |             |            |
|       |     |                    |             |            |
|       |     |                    |             |            |
|       |     |                    |             |            |
|       |     |                    |             |            |
|       |     |                    |             |            |
|       |     |                    |             |            |
|       |     |                    |             |            |

| Lane | No. | School | Final Place | Final Time |
|------|-----|--------|-------------|------------|
|      |     |        |             |            |
|      |     |        |             |            |
|      |     |        |             |            |
|      |     |        |             |            |
|      |     |        |             |            |
|      |     |        |             |            |
|      |     |        |             |            |
|      |     |        |             |            |
|      |     |        |             |            |
|      |     |        |             |            |
|      |     |        |             |            |

LONG JUMP PIT



LONG JUMP PIT

LONG JUMP

All-Time



OSCAR WALLACE  
Alton (Sr.)

Class A



STEVE SAFRANSKI  
Granville (Putnam County)

Class AA



LARRY PERRY  
Alton (SR.)

Metric Records

- Prep— 7.86 by Gerald Hardeman, Fresno (Edison), Calif., 1972 (25-9½)
- Class A— 7.0929 by Steve Safranski, Granville (Putnam County), 1976 (23-3¼)
- Class AA— 7.4231 by Larry Perry, Alton (Sr.), 1974 (24-4¼)
- IHSA— 7.4739 by Oscar Wallace, Alton (Sr.), 1969 (24-6¼)

**How To Score The Finals**

|             |     |     |     |     |     |     |     |     |
|-------------|-----|-----|-----|-----|-----|-----|-----|-----|
| Final Place | 1st | 2nd | 3rd | 4th | 5th | 6th | 7th | 8th |
| Team Points | 10  | 8   | 6   | 5   | 4   | 3   | 2   | 1   |

Event Data

|                          | Class A | Class AA |
|--------------------------|---------|----------|
| Total Qualifiers         | 32      | 41       |
| Total Regular Qualifiers | 32      | 32       |
| Total Extra Qualifiers   | 0       | 9        |
| No. of Flights           | 3       | 3        |

Class A District Bests

- 6.63 Steve Smith (Sr.) Waverly 21-9
- 6.62 Cameron Riley (Sr.) Metropolis (Massac Co.) 21-8.75
- 6.62 Doug Compton (Jr.) Tiskilwa 21-8.75
- 6.60 Scott Hutchinson (Sr.) Rochester 21-7.75
- 6.59 Brian O'Malley (Sr.) Aurora (Marmion) 21-7.50
- 6.59 Vic Zimmerman (Sr.) Paxton 21-7.50
- 6.58 Rick Mansfeldt (Sr.) Kewanee (Wethersfield) 21-7
- 6.57 Carter Henson (Sr.) Normal (University) 21-6.75
- 6.55 Kenneth Briggs (Sr.) Madison 21-6
- 6.55 David Bryant (Sr.) Catlin 21-6

Class AA District Bests

- 7.24 Clinton Solomon (Jr.) Waukegan (East) (23-9)
- 7.13 Barry Malloyd (Sr.) East St. Louis (Lincoln) (23-4.75)
- 7.12 Van Cowden (So.) Danville (H.S.) (23-4.25)
- 6.99 Anthony Cartledge (Jr.) East St. Louis (Sr.) (22-11.25)
- 6.96 Fred Barnes (Sr.) Chicago Heights (Bloom Trail) (22-10)
- 6.93 Greg Blanchard (Sr.) Glen Ellyn (Glenbard West) (22-8.75)
- 6.90 Matt Patrick (So.) Centralia (22-7.75)
- 6.90 Anthony Allen (Sr.) Champaign (Central) (22-7.75)
- 6.88 Bill Rinehart (Sr.) Wheaton (Central) (22-7)
- 6.87 Derrick Davis (Sr.) Summit (Argo) (22-6.5)
- 6.86 John Register (Jr.) Oak Park (O.P.-River Forest) (22-6)
- 6.85 Dwight Newsome (Sr.) Waukegan (East) (22-5.75)

Boys Class A Competitors By Flight

(Boys Class A Competitors Wear Numbers on White.)

(Note: Top 8 qualify for Finals.)

| FLIGHT NO. 1 |  |       |      | FLIGHT NO. 2 |  |       |      |
|--------------|--|-------|------|--------------|--|-------|------|
| Order No.    | Competitor, School                                 | Place | Mark | Order No.    | Competitor, School                                       | Place | Mark |
| 1            | 200 Jim Hennig (Jr.)<br>Rockford (Lutheran)        | —     | —    | 1            | 210 Steve Bremner (Sr.)<br>Waterman                      | —     | —    |
| 2            | 655 Tom Jones (Jr.)<br>Pleasant Hill               | —     | —    | 2            | 387 Michael Parker (Jr.)<br>Chicago (Providence-St. Mel) | —     | —    |
| 3            | 313 Luke Collins (Jr.)<br>Lewistown                | —     | —    | 3            | 484 Todd Williams (Sr.)<br>Mazon (M.-Verona-Kinsman)     | —     | —    |
| 4            | 227 Darin Schaefer (Sr.)<br>Marshall               | —     | —    | 4            | 130 Mark Mayer (Jr.)<br>Bement                           | —     | —    |
| 5            | 96 Brian McCallum (Sr.)<br>Marseilles              | —     | —    | 5            | 320 Roger Well (Sr.)<br>Lewistown                        | —     | —    |
| 6            | 243 Henry Hall (Sr.)<br>Robinson                   | —     | —    | 6            | 122 Herb Knoblauch (Sr.)<br>Washburn (Lowpoint-W.)       | —     | —    |
| 7            | 538 Troy Westerman (Jr.)<br>Princeville            | —     | —    | 7            | 346 Landis Loewen (Sr.)<br>El Paso                       | —     | —    |
| 8            | 519 Kevin Mercer (Sr.)<br>Glasford (Illini Bluffs) | —     | —    | 8            | 454 Todd Twinhaffel (Sr.)<br>Nashville                   | —     | —    |
| 9            | 587 Jeff Wessman (Jr.)<br>Fulton                   | —     | —    | 9            | 581 Jim Rus (So.)<br>Erie                                | —     | —    |
| 10           | 495 Mike Gschwendtner (Sr.)<br>Pontiac             | —     | —    | 10           | 263 Troy Burgess (Sr.)<br>Fisher                         | —     | —    |
| FLIGHT NO. 3 |  |       |      |              |  |       |      |
| Order No.    | Competitor, School                                 | Place | Mark | Order No.    | Competitor, School                                       | Place | Mark |
| 1            | 574 Jim Giganti (Sr.)<br>Rochester                 | —     | —    | 7            | 274 Vic Zimmerman (Sr.)<br>Paxton                        | —     | —    |
| 2            | 25 Jeff Thomas (Sr.)<br>McLeansboro                | —     | —    | 8            | 377 Brian O'Malley (Sr.)<br>Aurora (Marmion)             | —     | —    |
| 3            | 133 David Bryant (Sr.)<br>Catlin                   | —     | —    | 9            | 575 Scott Hutchinson (Sr.)<br>Rochester                  | —     | —    |
| 4            | 451 Kenneth Briggs (Sr.)<br>Madison                | —     | —    | 10           | 75 Doug Compton (Jr.)<br>Tiskilwa                        | —     | —    |
| 5            | 367 Carter Henson (Sr.)<br>Normal (University)     | —     | —    | 11           | 30 Cameron Riley (Sr.)<br>Metropolis (Massac Co.)        | —     | —    |
| 6            | 61 Rick Mansfeldt (Sr.)<br>Kewanee (Wethersfield)  | —     | —    | 12           | 658 Steve Smith (Sr.)<br>Waverly                         | —     | —    |

# Long Jump

## Boys Class AA Competitors By Flight

(Boys Class AA Competitors Wear Numbers on Blue.)

(Note: Top 8 qualify for Finals.)

| FLIGHT NO. 1 |   |       |       | FLIGHT NO. 2 |  |       |       |
|--------------|---|-------|-------|--------------|--|-------|-------|
| Order No.    | Competitor, School  | Place | Mark  | Order No.    | Competitor, School                               | Place | Mark  |
| 1            | 533 Andy Fischer (Sr.)<br>Winnetka (New Trier)            | _____ | _____ | 1            | 63 John McCue (Jr.)<br>Aurora (East)             | _____ | _____ |
| 2            | 876 George Ferguson (So.)<br>Chicago (Marshall)           | _____ | _____ | 2            | 416 Shaun Rodgers (Jr.)<br>Decatur (Lakeview)    | _____ | _____ |
| 3            | 302 Curt Pardridge (Sr.)<br>DeKalb                        | _____ | _____ | 3            | 160 Scott Shorney (So.)<br>Wheaton (Central)     | _____ | _____ |
| 4            | 824 Darryl Brown (Fr.)<br>Chicago (Dunbar)                | _____ | _____ | 4            | 254 Todd Wright (So.)<br>Peoria (Manual)         | _____ | _____ |
| 5            | 498 Gordon Brown (Sr.)<br>Evanston (Twp.)                 | _____ | _____ | 5            | 440 Felipe Martin (Sr.)<br>Carbondale            | _____ | _____ |
| 6            | 297 Duane VanDyke (Sr.)<br>Belvidere                      | _____ | _____ | 6            | 829 Sylvester Blue (Sr.)<br>Chicago (Dunbar)     | _____ | _____ |
| 7            | 85 Tim Hylka (Sr.)<br>Joliet (West)                       | _____ | _____ | 7            | 476 Leland Sherrill (Sr.)<br>Murphysboro         | _____ | _____ |
| 8            | 677 Arthur Sanders (Sr.)<br>Chicago Heights (Bloom Trail) | _____ | _____ | 8            | 380 Pat Miller (Sr.)<br>Rolling Meadows (H.S.)   | _____ | _____ |
| 9            | 229 Dave Wade (Jr.)<br>Streator (Twp.)                    | _____ | _____ | 9            | 270 Anthony Clay (Jr.)<br>Quincy (Sr.)           | _____ | _____ |
| 10           | 794 Clarence Ford (Jr.)<br>Chicago (Collins)              | _____ | _____ | 10           | 406 Terry Moore (Jr.)<br>Danville (H.S.)         | _____ | _____ |
| 11           | 219 Mike Kelly (Sr.)<br>Rock Island (H.S.)                | _____ | _____ | 11           | 666 Andre Love (Fr.)<br>Westchester (St. Joseph) | _____ | _____ |
| 12           | 555 Jeff DeLazaro (Jr.)<br>Chicago (Marist)               | _____ | _____ | 12           | 45 Kevin Mosby (Sr.)<br>Edwardsville (Sr.)       | _____ | _____ |
| 13           | 392 Tom Brenner (Sr.)<br>Wheeling                         | _____ | _____ | 13           | 256 Al Alexander (Jr.)<br>Peoria (Manual)        | _____ | _____ |
| 14           | 596 David Wright (Sr.)<br>South Holland (Thornwood)       | _____ | _____ |              |  |       |       |

### FLIGHT NO. 3

| Order No. | Competitor, School                                      | Place | Mark  | Order No. | Competitor, School                                     | Place | Mark  |
|-----------|---|-------|-------|-----------|--|-------|-------|
| 1         | 38 Benny Lewis (Sr.)<br>East St. Louis (Sr.)            | _____ | _____ | 8         | 448 Matt Patrick (So.)<br>Centralia                    | _____ | _____ |
| 2         | 48 Ron Browning (So.)<br>Mascoutah                      | _____ | _____ | 9         | 126 Greg Blanchard (Sr.)<br>Glen Ellyn (Glenbard West) | _____ | _____ |
| 3         | 781 Dwight Newsome (Sr.)<br>Waukegan (East)             | _____ | _____ | 10        | 669 Fred Barnes (Sr.)<br>Chicago Heights (Bloom Trail) | _____ | _____ |
| 4         | 662 John Register (Jr.)<br>Oak Park (O.P.-River Forest) | _____ | _____ | 11        | 33 Anthony Cartlidge (Jr.)<br>East St. Louis (Sr.)     | _____ | _____ |
| 5         | 665 Derrick Davis (Sr.)<br>Summit (Argo)                | _____ | _____ | 12        | 412 Van Cowden (So.)<br>Danville (H.S.)                | _____ | _____ |
| 6         | 159 Bill Rinehart (Sr.)<br>Wheaton (Central)            | _____ | _____ | 13        | 19 Barry Malloyd (Sr.)<br>East St. Louis (Lincoln)     | _____ | _____ |
| 7         | 401 Anthony Allen (Sr.)<br>Champaign (Central)          | _____ | _____ | 14        | 773 Clinton Solomon (Jr.)<br>Waukegan (East)           | _____ | _____ |


### Charting the Class A Finals

| Order | No. | Competitor, School | Final Place | Final Distance |
|-------|-----|--------------------|-------------|----------------|
|       |     |                    |             |                |
|       |     |                    |             |                |
|       |     |                    |             |                |
|       |     |                    |             |                |
|       |     |                    |             |                |
|       |     |                    |             |                |
|       |     |                    |             |                |
|       |     |                    |             |                |
|       |     |                    |             |                |
|       |     |                    |             |                |

### Charting the Class AA Finals

| Order | No. | Competitor, School | Final Place | Final Distance |
|-------|-----|--------------------|-------------|----------------|
|       |     |                    |             |                |
|       |     |                    |             |                |
|       |     |                    |             |                |
|       |     |                    |             |                |
|       |     |                    |             |                |
|       |     |                    |             |                |
|       |     |                    |             |                |
|       |     |                    |             |                |
|       |     |                    |             |                |
|       |     |                    |             |                |

POLE VAULT PITS



POLE VAULT

**How To Score The Finals**

|             |     |     |     |     |     |     |     |     |
|-------------|-----|-----|-----|-----|-----|-----|-----|-----|
| Final Place | 1st | 2nd | 3rd | 4th | 5th | 6th | 7th | 8th |
| Team Points | 10  | 8   | 6   | 5   | 4   | 3   | 2   | 1   |

All-Time Class AA

Class A



**BOB DANDINO**  
Chicago Hts. (Bloom)



**DAVE GILBERT**  
Prophetstown

Metric Records

|           |  |
|-----------|--|
| Prep—     | 5.42 by Danial (Joe) Dial, Marlow (H.S.), Okla., 1981 (17-9½)    |
| Class A—  | 4.47 by Dave Gilbert, Prophetstown, 1980 (Finals) (14-8)         |
| Class AA— | 4.88 by Bob Dandino, Chicago Hts. (Bloom), 1980 (Finals) (16-0¼) |
| IHSA—     | 4.88 by Bob Dandino, Chicago Hts. (Bloom), 1980 (Finals) (16-0¼) |

Class A District Bests

Class AA District Bests

|   |  |
|---|--|
| <b>*Defending Champion</b>                              |  |
| 4.37 Neal McDaniels (Sr.) Pinckneyville (14-4)          | 4.62 Scott Finke (Sr.) Roxana 15-2                         |
| *4.27 Scott Rattin (Sr.) St. Anne (14-0.25)             | 4.57 Andy Caris (Sr.) Deerfield 15-0                       |
| 4.26 Jim Russell (Sr.) Wheaton (St. Francis) (13-11.75) | 4.42 Rob Keating (Sr.) Park Ridge (Maine East) 14-6        |
| 4.18 Phillip Menckowski (Jr.) Christopher (13-8.50)     | 4.29 Tom MacAdam (Sr.) Wheaton (North) 14-1                |
| 4.18 John Harp (Jr.) Benton (13-8.50)                   | 4.27 Clark Blaha (Sr.) Naperville (North) 14-0.25          |
| 4.11 Rick Lappin (Sr.) Princeton (13-5.75)              | 4.27 Doug Pennino (Sr.) Rolling Meadows (H.S.) 14-0.25     |
| 4.04 Bob Bellis (Sr.) Dwight (13-3)                     | 4.26 Scott Haseli (Jr.) Marion (H.S.) 13-11.75             |
| 4.04 Tod Huddleston (Sr.) Manteno (13-3)                | 4.26 Tom Lindsey (Sr.) Orland Park (Sandburg) 13-11.75     |
| 3.96 Mike Smith (Sr.) Piper City (Ford Central) (13-0)  | 4.26 Rayfael Butler (Sr.) East St. Louis (Sr.) 13-11.75    |
| 3.96 Bryan Morten (Sr.) Lisle (Sr.) (13-0)              | 4.26 Joe Heater (Sr.) Mt. Vernon 13-11.75                  |
| 3.96 Jim Reiley (Jr.) Prophetstown (13.0)               | 4.26 Mike King (Jr.) Wood River (East Alton-W.R.) 13-11.75 |

Event Data

|                          | Class A | Class AA |
|--------------------------|---------|----------|
| Total Qualifiers         | 32      | 41       |
| Total Regular Qualifiers | 32      | 32       |
| Total Extra Qualifiers   | 0       | 9        |
| No. of Flights           | 3       | 3        |

Boys Class A Competitors By Flight

(Boys Class A Competitors Wear Numbers on White.)

(Note: Top 8 qualify for Finals.)

FLIGHT NO. 1

| Order No. | Competitor, School                             | Place | Mark  | Order No. | Competitor, School                          | Place | Mark  |
|-----------|--|-------|-------|-----------|---|-------|-------|
| 1         | 237 Joe Dennis (Jr.) Oblong                    | _____ | _____ | 8         | 600 Rick Lappin (Sr.) Princeton             | _____ | _____ |
| 2         | 226 Dave Parker (Jr.) Lawrenceville            | _____ | _____ | 9         | 3 John Harp (Jr.) Benton                    | _____ | _____ |
| 3         | 612 Jim Reiley (Jr.) Prophetstown              | _____ | _____ | 10        | 9 Phillip Menckowski (Jr.) Christopher      | _____ | _____ |
| 4         | 403 Bryan Morten (Sr.) Lisle (Sr.)             | _____ | _____ | 11        | 417 Jim Russell (Sr.) Wheaton (St. Francis) | _____ | _____ |
| 5         | 277 Mike Smith (Sr.) Piper City (Ford Central) | _____ | _____ | 12        | 287 Scott Rattin (Sr.) St. Anne             | _____ | _____ |
| 6         | 483 Tod Huddleston (Sr.) Manteno               | _____ | _____ | 13        | 455 Neal McDaniels (Sr.) Pinckneyville      | _____ | _____ |
| 7         | 465 Bob Bellis (Sr.) Dwight                    | _____ | _____ |           |   |       |       |

FLIGHT NO. 2

| Order No. | Competitor, School                               | Place | Mark  |
|-----------|--|-------|-------|
| 1         | 659 Jerry Williams (Sr.) Waverly                 | _____ | _____ |
| 2         | 136 Bill Abbott (Sr.) Fithian (Oakwood)          | _____ | _____ |
| 3         | 456 Chris Durbin (Sr.) Red Bud                   | _____ | _____ |
| 4         | 567 Brian Zindel (Sr.) Moweaqua                  | _____ | _____ |
| 5         | 344 Tracy Jimerson (Jr.) Downs (Tri-Valley)      | _____ | _____ |
| 6         | 194 Dave Dwyer (Sr.) Oregon                      | _____ | _____ |
| 7         | 369 Vic Imig (Sr.) Tremont                       | _____ | _____ |
| 8         | 52 Fred Cook (Sr.) Cambridge                     | _____ | _____ |
| 9         | 105 Chris Pickler (Sr.) Minooka                  | _____ | _____ |
| 10        | 90 Scott Rodgers (Jr.) Granville (Putnam County) | _____ | _____ |

FLIGHT NO. 3

| Order No. | Competitor, School                          | Place | Mark  |
|-----------|---|-------|-------|
| 1         | 505 Ralph Wehnes (Jr.) Dunlap               | _____ | _____ |
| 2         | 526 Dave Palmer (Jr.) Monmouth (Warren)     | _____ | _____ |
| 3         | 135 Chris Huisinga (So.) Deland (D.-Weldon) | _____ | _____ |
| 4         | 320 Roger Well (Sr.) Lewistown              | _____ | _____ |
| 5         | 331 Bob Jorgensen (Jr.) Rushville           | _____ | _____ |
| 6         | 568 Billy Anders (Sr.) New Berlin           | _____ | _____ |
| 7         | 58 Tim Nelson (Jr.) Kewanee (H.S.)          | _____ | _____ |
| 8         | 649 Curt Darr (Sr.) Piasa (Southwestern)    | _____ | _____ |
| 9         | 195 Dave Bodmer (Jr.) Oregon                | _____ | _____ |

# Pole Vault Boys Class AA Competitors By Flight

(Boys Class AA Competitors Wear Numbers on Blue.)

(Note: Top 8 qualify for Finals.)

| FLIGHT NO. 1 |  |       |       |
|--------------|--|-------|-------|
| Order No.    | Competitor, School                                 | Place | Mark  |
| 1            | 70 Kemp Schanlanber (Jr.)<br>Aurora (West)         | _____ | _____ |
| 2            | 69 Bryant Schanlanber (Fr.)<br>Aurora (West)       | _____ | _____ |
| 3            | 53 Mike King (Jr.)<br>Wood River (East Alton-W.R.) | _____ | _____ |
| 4            | 474 Joe Heater (Sr.)<br>Mt. Vernon                 | _____ | _____ |
| 5            | 41 Rayfael Butler (Sr.)<br>East St. Louis (Sr.)    | _____ | _____ |
| 6            | 722 Tom Lindsey (Sr.)<br>Orland Park (Sandburg)    | _____ | _____ |
| 7            | 466 Scott Haseli (Jr.)<br>Marion (H.S.)            | _____ | _____ |
| 8            | 378 Doug Pennino (Sr.)<br>Rolling Meadows (H.S.)   | _____ | _____ |
| 9            | 104 Clark Blaha (Sr.)<br>Naperville (North)        | _____ | _____ |
| 10           | 172 Tom MacAdam (Sr.)<br>Wheaton (North)           | _____ | _____ |
| 11           | 514 Rob Keating (Sr.)<br>Park Ridge (Maine East)   | _____ | _____ |
| 12           | 738 Andy Caris (Sr.)<br>Deerfield                  | _____ | _____ |
| 13           | 52 Scott Finke (Sr.)<br>Roxana                     | _____ | _____ |

| FLIGHT NO. 2 |   |       |       |
|--------------|---|-------|-------|
| Order No.    | Competitor, School                                    | Place | Mark  |
| 1            | 483 Paul Franklin (Jr.)<br>Chicago (Gordon Tech)      | _____ | _____ |
| 2            | 475 Steve McCoy (Jr.)<br>Mt. Vernon                   | _____ | _____ |
| 3            | 24 Eugene Martin (Jr.)<br>East St. Louis (Lincoln)    | _____ | _____ |
| 4            | 210 Jay Hearn (Jr.)<br>Ottawa (Twp.)                  | _____ | _____ |
| 5            | 374 Matt Pancamo (Sr.)<br>Palatine (H.S.)             | _____ | _____ |
| 6            | 732 Ed Delia (Sr.)<br>Tinley Park (H.S.)              | _____ | _____ |
| 7            | 505 Rick Scheuring (Sr.)<br>Norridge (Ridgewood)      | _____ | _____ |
| 8            | 338 Chris Urlich (Sr.)<br>Algonquin (Jacobs)          | _____ | _____ |
| 9            | 186 Scott Fisher (Sr.)<br>East Moline (United)        | _____ | _____ |
| 10           | 243 Roxy Wood (Sr.)<br>Pekin                          | _____ | _____ |
| 11           | 636 Anthony Gonzalez (Jr.)<br>Hillside (Proviso West) | _____ | _____ |
| 12           | 540 Bob Junkroski (Sr.)<br>Burbank (St. Laurence)     | _____ | _____ |
| 13           | 306 Scott Spangler (Sr.)<br>DeKalb                    | _____ | _____ |
| 14           | 101 Pat Tracy (Sr.)<br>Naperville (Central)           | _____ | _____ |

| FLIGHT NO. 3 |  |       |       |
|--------------|--|-------|-------|
| Order No.    | Competitor, School                                 | Place | Mark  |
| 1            | 812 Michael Byum (So.)<br>Chicago (Lane)           | _____ | _____ |
| 2            | 880 Romelito Nicandro (So.)<br>Chicago (Lake View) | _____ | _____ |
| 3            | 859 David Meyer (Jr.)<br>Chicago (Taft)            | _____ | _____ |
| 4            | 430 Darren Nichols (So.)<br>Stanford (Olympia)     | _____ | _____ |
| 5            | 858 Tom Kuksuk (Jr.)<br>Chicago (Taft)             | _____ | _____ |
| 6            | 628 Mike Ettner (Sr.)<br>Elmhurst (York)           | _____ | _____ |
| 7            | 561 William Polk (Sr.)<br>Chicago (Marist)         | _____ | _____ |


| FLIGHT NO. 3 |  |       |       |
|--------------|--|-------|-------|
| Order No.    | Competitor, School                                 | Place | Mark  |
| 8            | 145 Lee Ovington (Sr.)<br>St. Charles (H.S.)       | _____ | _____ |
| 9            | 755 Geoff Hodgson (Sr.)<br>Mundelein (H.S.)        | _____ | _____ |
| 10           | 292 Jay Alexander (Sr.)<br>Washington              | _____ | _____ |
| 11           | 337 Jeff Brown (Sr.)<br>Woodstock (H.S.)           | _____ | _____ |
| 12           | 408 Gaylon Nelson (Sr.)<br>Danville (H.S.)         | _____ | _____ |
| 13           | 517 Liam Farrell (Sr.)<br>Park Ridge (Maine South) | _____ | _____ |
| 14           | 499 Dan Vulger (Sr.)<br>Evanston (Twp.)            | _____ | _____ |

### Charting the Class A Finals

| Order No. | Competitor, School | Final Place | Final Height |
|-----------|--------------------|-------------|--------------|
|           |                    |             |              |
|           |                    |             |              |
|           |                    |             |              |
|           |                    |             |              |
|           |                    |             |              |
|           |                    |             |              |
|           |                    |             |              |
|           |                    |             |              |
|           |                    |             |              |
|           |                    |             |              |

### Charting the Class AA Finals

| Order No. | Competitor, School | Final Place | Final Height |
|-----------|--------------------|-------------|--------------|
|           |                    |             |              |
|           |                    |             |              |
|           |                    |             |              |
|           |                    |             |              |
|           |                    |             |              |
|           |                    |             |              |
|           |                    |             |              |
|           |                    |             |              |
|           |                    |             |              |
|           |                    |             |              |




# HIGH JUMP

**How To Score The Finals**  
**Final Place 1st 2nd 3rd 4th 5th 6th 7th 8th**  
**Team Points 10 8 6 5 4 3 2 1**

### Event Data

|                          | Class A | Class AA |
|--------------------------|---------|----------|
| Total Qualifiers         | 37      | 43       |
| Total Regular Qualifiers | 32      | 32       |
| Total Extra Qualifiers   | 5       | 11       |
| No. of Flights           | 3       | 3        |

### All-Time Class AA



GAIL OLSON  
Sycamore

### Class A



LARRY HARPMAN  
Oneida (Rova)

### Class A



HARRISON HEARNE  
Eureka

### Metric Records

- Prep— 2.24 by Gail Olson, Sycamore, Il., 1978 (7-4¼)
- Class A— 2.04 by Larry Harpman, Oneida (ROVA), 1980 (Finals) and by Harrison Hearne, Eureka, 1980 (Finals) (6-8¼)
- Class AA— 2.2161 by Gail Olson, Sycamore, 1977 (7-3¼)
- IHSA— 2.2161 by Gail Olson, Sycamore, 1977 (7-3¼)

### Class A District Bests

- \*Defending Champion
- 2.01 Andy Boyce (Jr.) Aledo (6-7.25)
- 2.00 Kevin Mercer (Sr.) Glasford (Illini Bluffs) (6-6.75)
- 1.98 Jeff Brown (Sr.) Jacksonville (I.S.D.) (6-6)
- 1.98 Shan Smith (Sr.) Marshall (6-6)
- 1.98 Kip Wright (Jr.) Cairo (6-6)
- \*1.98 Mike Greer (Jr.) Rochester (6-6)
- 1.98 Gary Swanson (Jr.) Alexis (6-6)
- 1.98 Demetrius Price (Sr.) Lebanon (6-6)
- 1.98 Kent Harrell (Sr.) Orion (6-6)
- 1.98 Steve Williams (Sr.) Cairo (6-6)

### Class AA District Bests

- 2.13 Louis Callaway (Sr.) Flossmoor (Homewood-F.) 7-0
- 2.04 Steve Weaver (Sr.) Moline 6-8.25
- 1.99 Tim Stewart (Sr.) Effingham (H.S.) 6-6.25
- 1.99 Kim Steele (Sr.) Carbondale 6-6.25
- 1.98 Tim Benka (Jr.) Park Ridge (Maine East) 6-6
- 1.98 Mike Cunningham (Sr.) Naperville (Central) 6-6
- 1.98 Darryl Morgan (Sr.) East St. Louis (Lincoln) 6-6
- 1.98 Dave Curran (Sr.) Elk Grove Village (E.G.) 6-6
- 1.98 Keith DeVries (Sr.) Crete (C.-Monee) 6-6
- 1.98 Pete Szoke (Sr.) Park Ridge (Maine East) 6-6
- 1.98 Craig Thurston (Sr.) Jerseyville (Jersey) 6-6
- 1.98 Larry Dodd (Sr.) Olympia Fields (Rich Central) 6-6
- 1.98 Benny Lewis (Sr.) East St. Louis (Sr.) 6-6

## Boys Class A Competitors By Flight

(Boys Class A Competitors Wear Numbers on White.)

(Note: Top 8 qualify for Finals.)

#### FLIGHT NO. 1

| Order No. | Competitor, School                               | Place | Mark | Order No. | Competitor, School                                 | Place | Mark |
|-----------|--|-------|------|-----------|--|-------|------|
| 1         | 334 Danny Shipman (Sr.)<br>Sciota (Northwestern) | —     | —    | 9         | 45 Gary Swanson (Jr.) Alexis                       | —     | —    |
| 2         | 660 Michael Pauline (Sr.) Waverly                | —     | —    | 10        | 576 Mike Greer (Jr.) Rochester                     | —     | —    |
| 3         | 128 Mike Miller (Jr.) Yorkville                  | —     | —    | 11        | 433 Kip Wright (Jr.) Cairo                         | —     | —    |
| 4         | 196 Jeff McCoy (Jr.) Oregon                      | —     | —    | 12        | 228 Shan Smith (Sr.) Marshall                      | —     | —    |
| 5         | 43 Dave Engwall (Sr.) Aledo                      | —     | —    | 13        | 639 Jeff Brown (Sr.) Jacksonville<br>(I.S.D.)      | —     | —    |
| 6         | 436 Steve Williams (Sr.) Cairo                   | —     | —    | 14        | 519 Kevin Mercer (Sr.) Glasford<br>(Illini Bluffs) | —     | —    |
| 7         | 69 Kent Harrell (Sr.) Orion                      | —     | —    | 15        | 42 Andy Boyce (Jr.) Aledo                          | —     | —    |
| 8         | 448 Demetrius Price (Sr.) Lebanon                | —     | —    |           |  |       |      |

#### FLIGHT NO. 3

| Order No. | Competitor, School | Place | Mark | Order No. | Competitor, School                                   | Place | Mark |
|-----------|--------------------|-------|------|-----------|--|-------|------|
|           |                    |       |      | 1         | 489 Todd Hill (Sr.) New Lenox<br>(Providence)        | —     | —    |
|           |                    |       |      | 2         | 336 Dave Cisco (Sr.) Clinton                         | —     | —    |
|           |                    |       |      | 3         | 366 Jim Stone (Sr.) Normal (University)              | —     | —    |
|           |                    |       |      | 4         | 293 Todd DeWees (Sr.) Astoria                        | —     | —    |
|           |                    |       |      | 5         | 485 Mose Sexton (Jr.) Momence                        | —     | —    |
|           |                    |       |      | 6         | 272 Mark Dickman (Sr.) Milford                       | —     | —    |
|           |                    |       |      | 7         | 31 Paul Turrentine (Jr.) Norris City<br>(N.C.-Omaha) | —     | —    |
|           |                    |       |      | 8         | 601 Rodney Mercer (Sr.) Princeton                    | —     | —    |
|           |                    |       |      | 9         | 149 Greg Dean (Sr.) Monticello                       | —     | —    |
|           |                    |       |      | 10        | 537 Kurt Hasenstein (So.)<br>Peoria Heights          | —     | —    |
|           |                    |       |      | 11        | 192 Alec Keenum (Jr.) Marengo                        | —     | —    |
|           |                    |       |      | 12        | 614 Randy Arb (Sr.) Savanna                          | —     | —    |

# High Jump

## Boys Class AA Competitors By Flight

*(Boys Class AA Competitors Wear Numbers on Blue.)*

*(Note: Top 8 qualify for Finals.)*

### FLIGHT NO. 1

| Order No. | Competitor, School                                | Place | Mark  |
|-----------|---|-------|-------|
| 1 586     | Jeff Keene (Jr.)<br>Oak Lawn (Richards)           | _____ | _____ |
| 2 38      | Benny Lewis (Sr.)<br>East St. Louis (Sr.)         | _____ | _____ |
| 3 712     | Larry Dodd (Sr.)<br>Olympia Fields (Rich Central) | _____ | _____ |
| 4 47      | Craig Thurston (Sr.)<br>Jerseyville (Jersey)      | _____ | _____ |
| 5 516     | Pete Szoke (Sr.)<br>Park Ridge (Maine East)       | _____ | _____ |
| 6 682     | Keith DeVries (Sr.)<br>Crete (C.-Monee)           | _____ | _____ |
| 7 347     | Dave Curran (Sr.)<br>Elk Grove Village (E.G.)     | _____ | _____ |
| 8 25      | Darryl Morgan (Sr.)<br>East St. Louis (Lincoln)   | _____ | _____ |
| 9 102     | Mike Cunningham (Sr.)<br>Naperville (Central)     | _____ | _____ |
| 10 515    | Tim Benka (Jr.)<br>Park Ridge (Maine East)        | _____ | _____ |
| 11 441    | Kim Steele (Sr.)<br>Carbondale                    | _____ | _____ |
| 12 452    | Tim Stewart (Sr.)<br>Effingham (H.S.)             | _____ | _____ |
| 13 209    | Steve Weaver (Sr.)<br>Moline                      | _____ | _____ |
| 14 687    | Louis Callaway (Sr.)<br>Flossmoor (Homewood-F.)   | _____ | _____ |

### FLIGHT NO. 2

| Order No. | Competitor, School                                | Place | Mark  |
|-----------|---|-------|-------|
| 1 180     | Monty Hedges (So.)<br>Canton                      | _____ | _____ |
| 2 508     | Tony Mangum (Sr.)<br>Northbrook (Glenbrook North) | _____ | _____ |
| 3 230     | Brad Martin (Jr.)<br>Streator (Twp.)              | _____ | _____ |
| 4 518     | Mike Vukovich (Jr.)<br>Park Ridge (Maine South)   | _____ | _____ |
| 5 382     | Rob Gustafson (Jr.)<br>Rolling Meadows (H.S.)     | _____ | _____ |
| 6 568     | Kevin Yancy (Sr.)<br>Chicago (Mendel)             | _____ | _____ |
| 7 367     | Mike Delio (Sr.)<br>Palatine (Fremd)              | _____ | _____ |
| 8 439     | Vince Howard (Jr.)<br>Urbana (H.S.)               | _____ | _____ |
| 9 365     | Steve Schultz (Sr.)<br>Mt. Prospect (Prospect)    | _____ | _____ |
| 10 71     | Maurice Pryor (Jr.)<br>Aurora (West)              | _____ | _____ |
| 11 211    | Tony Celleti (Jr.)<br>Rock Falls                  | _____ | _____ |
| 12 179    | Marty Bowton (Jr.)<br>Canton                      | _____ | _____ |
| 13 379    | Bill Henning (Sr.)<br>Rolling Meadows (H.S.)      | _____ | _____ |
| 14 419    | Todd Maisch (Jr.)<br>Decatur (MacArthur)          | _____ | _____ |
| 15 637    | Daniel Williams (Sr.)<br>Hillside (Proviso West)  | _____ | _____ |
| 16 733    | Dale Plechaty (Sr.)<br>Antioch                    | _____ | _____ |

### FLIGHT NO. 3


| Order No. | Competitor, School                        | Place | Mark  | Order No. | Competitor, School                     | Place | Mark  |
|-----------|---|-------|-------|-----------|--|-------|-------|
| 1 839     | Ron Penelton (So.)<br>Chicago (Tilden)    | _____ | _____ | 8 626     | Tom Newton (Sr.)<br>Elmhurst (York)    | _____ | _____ |
| 2 814     | Matt Morgan (Jr.)<br>Chicago (Lane)       | _____ | _____ | 9 173     | Marty Dwyer (Sr.)<br>Wheaton (North)   | _____ | _____ |
| 3 813     | Malvirse Dervin (Sr.)<br>Chicago (Lane)   | _____ | _____ | 10 312    | Bill Bradshaw (Sr.)<br>Rochelle        | _____ | _____ |
| 4 150     | Dave Gruebner (Sr.)<br>St. Charles (H.S.) | _____ | _____ | 11 761    | Doug Earl (Jr.)<br>North Chicago       | _____ | _____ |
| 5 161     | Zon Thompson (So.)<br>Wheaton (Central)   | _____ | _____ | 12 293    | Steve Ryan (Jr.)<br>Washington         | _____ | _____ |
| 6 323     | Tim Mayhorn (Fr.)<br>Rockford (East)      | _____ | _____ | 13 261    | Charles Walls (Sr.)<br>Peoria (Manual) | _____ | _____ |
| 7 829     | Sylvester Blue (Sr.)<br>Chicago (Dunbar)  | _____ | _____ |           |  |       |       |

### Charting the Class A Finals

| Order | No. | Competitor, School | Final Place | Final Height |
|-------|-----|--------------------|-------------|--------------|
|       |     |                    |             |              |
|       |     |                    |             |              |
|       |     |                    |             |              |
|       |     |                    |             |              |
|       |     |                    |             |              |
|       |     |                    |             |              |
|       |     |                    |             |              |
|       |     |                    |             |              |

### Charting the Class AA Finals


| Order | No. | Competitor, School | Final Place | Final Height |
|-------|-----|--------------------|-------------|--------------|
|       |     |                    |             |              |
|       |     |                    |             |              |
|       |     |                    |             |              |
|       |     |                    |             |              |
|       |     |                    |             |              |
|       |     |                    |             |              |
|       |     |                    |             |              |
|       |     |                    |             |              |



# SHOT PUT



## All-Time




**TOM STOCK**  
Belleville (West)

## Class A



**STEVE BRONDYKE**  
Fulton

## Class AA



**GERALD GREEN**  
Waukegan (West)

## Metric Records

**How To Score The Finals**  
Final Place 1st 2nd 3rd 4th 5th 6th 7th 8th  
Team Points 10 8 6 5 4 3 2 1

**Prep—** 23.47 by Michael Carter, Dallas (Jefferson), Tex., 1979 (77-0)  
**Class A—** 18.5801 by Steve Brondyke, Fulton, 1979 (60-11½)  
**Class AA—** 19.4500 by Gerald Green, Waukegan (West), 1979 (63-9¾)  
**IHSA—** 19.5643 by Tom Stock, Belleville (West) 1970 (64-2)

### Event Data

|                          | Class A | Class AA |
|--------------------------|---------|----------|
| Total Qualifiers         | 32      | 47       |
| Total Regular Qualifiers | 32      | 32       |
| Total Extra Qualifiers   | 0       | 15       |
| No. of Flights           | 3       | 3        |

### Class A District Bests

|       |   |
|-------|---|
| 16.85 | Todd Schertz (Sr.) Tiskilwa (55-3.50)                 |
| 16.88 | Doug Koehler (Sr.) Tampico (54-8.75)                  |
| 16.53 | Chris Walker (Sr.) Glasford (Illini Bluffs) (54-2.75) |
| 16.36 | Vince Fisher (Jr.) Fairfield (53-8)                   |
| 16.33 | Dan Bixby (Sr.) Paxton (53-7)                         |
| 15.92 | Scott Siebring (Sr.) Armstrong (52-2.75)              |
| 15.72 | Casey Kelly (Sr.) Sterling (Newman) (51-7)            |
| 15.72 | Tony Johnson (So.) Farmington (F. East) (51-7)        |
| 15.65 | Kent Rollins (Sr.) Tremont (51-4.25)                  |
| 15.61 | Sean Canaday (So.) Riverton (51-2.50)                 |

### Class AA District Bests

|       |  |
|-------|--|
| 18.49 | Gary Kostrubala (Sr.) Chicago (Marist) (60-8)          |
| 18.40 | Steve Bogdalek (Sr.) Naperville (Central) (60-4.5)     |
| 18.31 | Rick Jordan (Jr.) Wheaton (North) (60-1)               |
| 18.18 | Mike Bila (Sr.) Oak Lawn (Community) (59-7.75)         |
| 17.78 | Roland Brown (Sr.) Peoria (H.S.) (58-4)                |
| 17.59 | Rob Glielmi (Sr.) New Lenox (Lincoln-Way) (57-8.5)     |
| 17.55 | Marion Matas (Sr.) Oak Park (O.P.-River Forest) (57-7) |
| 17.31 | Dan Matas (Sr.) Oak Park (O.P.-River Forest) (56-9.5)  |
| 17.31 | Kevin Ashley (Sr.) Hoffman Estates (H.S.) (56-9.5)     |
| 17.20 | Jim Juriga (Sr.) Wheaton (North) (56-5.25)             |

## Boys Class A Competitors By Flight

(Boys Class A Competitors Wear Numbers on White.)

(Note: Top 8 qualify for Finals.)

### FLIGHT NO. 1

| Order No. | Competitor, School                             | Place | Mark  |
|-----------|--|-------|-------|
| 1         | 306 Rich Roemer (Sr.)<br>Cuba                  | _____ | _____ |
| 2         | 654 Todd Six (Sr.)<br>Pittsfield               | _____ | _____ |
| 3         | 121 Jim Conerton (Sr.)<br>Spring Valley (Hall) | _____ | _____ |
| 4         | 633 Steve McGuire (Sr.)<br>Carrollton          | _____ | _____ |
| 5         | 548 Gaylord Varvel (Jr.)<br>Blue Mound         | _____ | _____ |
| 6         | 106 Lorenzo Magana (So.)<br>Ottawa (Marquette) | _____ | _____ |
| 7         | 430 Randy Turner (Sr.)<br>Anna (A.-Jonesboro)  | _____ | _____ |
| 8         | 332 Rich Pryor (Sr.)<br>Rushville              | _____ | _____ |
| 9         | 449 Mike Ellison (Sr.)<br>Lebanon              | _____ | _____ |
| 10        | 380 Mike Galovich (So.)<br>Chicago (Leo)       | _____ | _____ |

### FLIGHT NO. 2

| Order No. | Competitor, School                           | Place | Mark  |
|-----------|--|-------|-------|
| 1         | 471 Bruce Hoyer (Sr.)<br>Herscher            | _____ | _____ |
| 2         | 5 Brad Auten (Jr.)<br>Benton                 | _____ | _____ |
| 3         | 183 Dave Wagner (Sr.)<br>Freeport (Aquin)    | _____ | _____ |
| 4         | 251 Brent Chatham (Jr.)<br>Vandalia          | _____ | _____ |
| 5         | 418 Ron Adler (Sr.)<br>Wheaton (St. Francis) | _____ | _____ |
| 6         | 343 Greg Hodges (Sr.)<br>Delavan             | _____ | _____ |
| 7         | 185 James Hamby (Sr.)<br>Hampshire           | _____ | _____ |
| 8         | 470 Mike Wingenter (Sr.)<br>Herscher         | _____ | _____ |
| 9         | 77 Tom Schertz (Jr.)<br>Tiskilwa             | _____ | _____ |
| 10        | 235 Tim Huffman (Sr.)<br>Oakland             | _____ | _____ |

### FLIGHT NO. 3

| Order No. | Competitor, School                             | Place | Mark  | Order No. | Competitor, School                                 | Place | Mark  |
|-----------|--|-------|-------|-----------|--|-------|-------|
| 1         | 131 Tom Walsh (Jr.)<br>Bement                  | _____ | _____ | 7         | 258 Scott Siebring (Sr.)<br>Armstrong              | _____ | _____ |
| 2         | 150 Rich Bailey (Sr.)<br>Monticello            | _____ | _____ | 8         | 275 Dan Bixby (Sr.)<br>Paxton                      | _____ | _____ |
| 3         | 569 Sean Canaday (So.)<br>Riverton             | _____ | _____ | 9         | 24 Vince Fisher (Jr.)<br>Fairfield                 | _____ | _____ |
| 4         | 370 Kent Rollins (Sr.)<br>Tremont              | _____ | _____ | 10        | 520 Chris Walker (Sr.)<br>Glasford (Illini Bluffs) | _____ | _____ |
| 5         | 517 Tony Johnson (So.)<br>Farmington (F. East) | _____ | _____ | 11        | 620 Doug Koehler (Sr.)<br>Tampico                  | _____ | _____ |
| 6         | 619 Casey Kelly (Sr.)<br>Sterling (Newman)     | _____ | _____ | 12        | 76 Todd Schertz (Sr.)<br>Tiskilwa                  | _____ | _____ |



# Shot Put

## Boys Class AA Competitors By Flight

(Boys Class AA Competitors Wear Numbers on Blue.)

(Note: Top 8 qualify for Finals.)

| FLIGHT NO. 1 |  |       |       |
|--------------|--|-------|-------|
| Order No.    | Competitor, School                                       | Place | Mark  |
| 1            | 816 Eric Morgan (Jr.)<br>Chicago (Lane)                  | _____ | _____ |
| 2            | 799 Eric Kyle (Sr.)<br>Chicago (Collins)                 | _____ | _____ |
| 3            | 877 Clancey Haynes (Jr.)<br>Chicago (Marshall)           | _____ | _____ |
| 4            | 753 Jim Popp (Sr.)<br>Libertyville                       | _____ | _____ |
| 5            | 509 Barry Isaacson (Jr.)<br>Northbrook (Glenbrook North) | _____ | _____ |
| 6            | 815 Earl Barnes (Sr.)<br>Chicago (Lane)                  | _____ | _____ |
| 7            | 335 Ted Teske (Sr.)<br>Rockford (Jefferson)              | _____ | _____ |
| 8            | 402 Todd Peat (Sr.)<br>Champaign (Central)               | _____ | _____ |
| 9            | 7 Patrick Tyggett (Sr.)<br>Belleville (West)             | _____ | _____ |
| 10           | 449 Larry Alli (Sr.)<br>Centralia                        | _____ | _____ |
| 11           | 584 John Szymanski (Jr.)<br>Lansing (T.F. South)         | _____ | _____ |
| 12           | 413 Carl Hampton (Sr.)<br>Danville (H.S.)                | _____ | _____ |
| 13           | 600 Jeff Cennarelli (So.)<br>Berwyn (Morton West)        | _____ | _____ |
| 14           | 26 Victor Johnson (Jr.)<br>East St. Louis (Lincoln)      | _____ | _____ |
| 15           | 183 Chris Mulkins (Sr.)<br>Dixon                         | _____ | _____ |

| FLIGHT NO. 2 |  |       |       |
|--------------|--|-------|-------|
| Order No.    | Competitor, School                                 | Place | Mark  |
| 1            | 611 Brian Ward (Sr.)<br>Darien (Hinsdale South)    | _____ | _____ |
| 2            | 481 Kiril Peneff (Jr.)<br>Hoffman Estates (Conant) | _____ | _____ |
| 3            | 143 Scott Kellar (Sr.)<br>Roselle (Lake Park)      | _____ | _____ |
| 4            | 368 Bob Dirkes (Jr.)<br>Palatine (Fremd)           | _____ | _____ |
| 5            | 450 Dennis Jones (Jr.)<br>Centralia                | _____ | _____ |
| 6            | 82 Bob Kamps (Sr.)<br>Downers Grove (South)        | _____ | _____ |
| 7            | 373 Ken Anderson (Sr.)<br>Palatine (H.S.)          | _____ | _____ |
| 8            | 747 Tim Turelli (Sr.)<br>Lake Forest (H.S.)        | _____ | _____ |
| 9            | 460 Lowell Anderson (Sr.)<br>Marion (H.S.)         | _____ | _____ |
| 10           | 324 Andres Smith (Sr.)<br>Rockford (East)          | _____ | _____ |
| 11           | 668 Ken Nash (Jr.)<br>Chicago Heights (Bloom)      | _____ | _____ |
| 12           | 221 Keith Fisher (Jr.)<br>Rock Island (H.S.)       | _____ | _____ |
| 13           | 697 Terry Clemens (Sr.)<br>Kankakee (Westview)     | _____ | _____ |
| 14           | 587 Jeff Shepard (So.)<br>Oak Lawn (Richards)      | _____ | _____ |
| 15           | 108 Rich Renfro (Sr.)<br>New Lenox (Lincoln-Way)   | _____ | _____ |
| 16           | 262 Mike Jackson (Jr.)<br>Peoria (Manual)          | _____ | _____ |

| FLIGHT NO. 3 |  |       |       |
|--------------|--|-------|-------|
| Order No.    | Competitor, School                                 | Place | Mark  |
| 1            | 627 Jeff Borla (Jr.)<br>Elmhurst (York)            | _____ | _____ |
| 2            | 339 Pat Wessman (Sr.)<br>Algonquin (Jacobs)        | _____ | _____ |
| 3            | 241 Larry Thoennissen (Sr.)<br>Morton              | _____ | _____ |
| 4            | 500 Anthony Maxwell (Jr.)<br>Evanston (Twp.)       | _____ | _____ |
| 5            | 142 John Bradford (Sr.)<br>Roselle (Lake Park)     | _____ | _____ |
| 6            | 280 Tim Richardson (Sr.)<br>Springfield (Lanphier) | _____ | _____ |
| 7            | 175 Jim Juriga (Sr.)<br>Wheaton (North)            | _____ | _____ |
| 8            | 356 Kevin Ashley (Sr.)<br>Hoffman Estates (H.S.)   | _____ | _____ |

| Order No. | Competitor, School                                     | Place | Mark  |
|-----------|--|-------|-------|
| 9         | 664 Dan Matas (Sr.)<br>Oak Park (O.P.-River Forest)    | _____ | _____ |
| 10        | 663 Marion Matas (Sr.)<br>Oak Park (O.P.-River Forest) | _____ | _____ |
| 11        | 107 Rob Glielmi (Sr.)<br>New Lenox (Lincoln-Way)       | _____ | _____ |
| 12        | 249 Roland Brown (Sr.)<br>Peoria (H.S.)                | _____ | _____ |
| 13        | 585 Mike Bila (Sr.)<br>Oak Lawn (Community)            | _____ | _____ |
| 14        | 174 Rick Jordan (Jr.)<br>Wheaton (North)               | _____ | _____ |
| 15        | 103 Steve Bogdalek (Sr.)<br>Naperville (Central)       | _____ | _____ |
| 16        | 560 Gary Kostrubala (Sr.)<br>Chicago (Marist)          | _____ | _____ |

### Charting the Class A Finals


| Order | No. | Competitor, School | Final Place | Final Distance |
|-------|-----|--------------------|-------------|----------------|
|       |     |                    |             |                |
|       |     |                    |             |                |
|       |     |                    |             |                |
|       |     |                    |             |                |
|       |     |                    |             |                |
|       |     |                    |             |                |
|       |     |                    |             |                |
|       |     |                    |             |                |
|       |     |                    |             |                |
|       |     |                    |             |                |

### Charting the Class AA Finals

| Order | No. | Competitor, School | Final Place | Final Distance |
|-------|-----|--------------------|-------------|----------------|
|       |     |                    |             |                |
|       |     |                    |             |                |
|       |     |                    |             |                |
|       |     |                    |             |                |
|       |     |                    |             |                |
|       |     |                    |             |                |
|       |     |                    |             |                |
|       |     |                    |             |                |
|       |     |                    |             |                |
|       |     |                    |             |                |



**Class AA** **All-Time Class A**



**JOE TUCKER**  
Lockport (Central)

**MIKE CONLEY**  
Chicago (Luther South)

**How To Score The Finals**  
Final Place 1st 2nd 3rd 4th 5th 6th 7th 8th  
Team Points 10 8 6 5 4 3 2 1

**Metric Records**

- Prep— 16.115 by Charles Mayfield, Arcadia (H.S.), Ca., 1980 (52-10½)
- Class A— 15.47 by Mike Conley, Chicago (Luther South), 1981 (Finals) (50-9)
- Class AA— 15.132 by Joe Tucker, Lockport (H.S.), 1977 (49-7¾)
- IHSA— 15.9 by Mike Conley, Chicago (Luther South), 1981 (Finals) (50-9)

**Event Data**

|                          | Class A | Class AA |
|--------------------------|---------|----------|
| Total Qualifiers         | 32      | 40       |
| Total Regular Qualifiers | 32      | 32       |
| Total Extra Qualifiers   | 0       | 8        |
| No. of Flights           | 3       | 3        |

**Class A District Bests**

- 14.00 Kip Wright (Jr.) Cairo 45-11.25
- 13.88 Cameron Riley (Sr.) Metropolis (Massac Co.) 45-6.50
- 13.80 Vic Zimmerman (Sr.) Paxton 45-3.25
- 13.67 Brian O'Malley (Sr.) Aurora (Marmion) 44-10.25
- 13.67 Jim Rus (So.) Erie 44-10.25
- 13.60 Tim Wyss (Sr.) Cissna Park 44-7.50
- 13.56 Rusty Wharton (Sr.) Kinderhook (West Pike) 44-6
- 13.49 Bob Cobert (Jr.) Erie 44-3.25
- 13.45 Herb Knoblauch (Sr.) Washburn (Lowpoint-W.) 44-1.50
- 13.38 Henry Hall (Sr.) Robinson 43-10.75

**Class AA District Bests**

- 14.45 Fred Barnes (Sr.) Chicago Heights (Bloom Trail) (47-5)
- 14.39 Kevin Mosby (Sr.) Edwardsville (Sr.) (47-2.5)
- 14.34 Clinton Solomon (Sr.) Waukegan (East) (47-0.5)
- 14.27 Sylvester Blue (Sr.) Chicago (Dunbar) (46-9.75)
- 14.27 Arthur Sanders (Sr.) Chicago Heights (Bloom Trail) (46-9.75)
- 14.20 David Bond (So.) Decatur (MacArthur) (46-7)
- 14.20 Mo Crawford (Sr.) Midlothian (Bremen) (46-7)
- 14.16 Marlin Banks (So.) Highland Park (46-5.5)
- 14.14 John Forker (So.) Libertyville (46-4.75)
- 14.06 Robert Scott (Sr.) Harvey (Thornton) (46-1.5)
- 14.06 Kelvin Morton (Sr.) Springfield (Lanphier) (46-1.5)

**Boys Class A Competitors By Flight**

*(Boys Class A Competitors Wear Numbers on White.)*

**(Note: Top 8 qualify for Finals.)**

| FLIGHT NO. 1 |  |       |       | FLIGHT NO. 2 |  |       |       |
|--------------|--|-------|-------|--------------|--|-------|-------|
| Order No.    | Competitor, School                                 | Place | Mark  | Order No.    | Competitor, School                                       | Place | Mark  |
| 1            | 294 Ron Bubb (Jr.)<br>Astoria                      | _____ | _____ | 1            | 151 Craig Myers (Sr.)<br>Monticello                      | _____ | _____ |
| 2            | 320 Roger Well (Sr.)<br>Lewistown                  | _____ | _____ | 2            | 368 Pat Miller (Fr.)<br>Normal (University)              | _____ | _____ |
| 3            | 204 Wayne Cartwright (Sr.)<br>South Beloit         | _____ | _____ | 3            | 452 John Lewis (Jr.)<br>Madison                          | _____ | _____ |
| 4            | 184 Steve Rapp (Sr.)<br>Genoa (G.-Kingston)        | _____ | _____ | 4            | 44 Darrin Good (Jr.)<br>Aledo                            | _____ | _____ |
| 5            | 538 Troy Westerman (Jr.)<br>Princeville            | _____ | _____ | 5            | 7 Kevin Howerton (Sr.)<br>Carterville                    | _____ | _____ |
| 6            | 502 Marty Monical (Sr.)<br>Pontiac                 | _____ | _____ | 6            | 367 Carter Henson (Sr.)<br>Normal (University)           | _____ | _____ |
| 7            | 127 Dennis Ulrich (Fr.)<br>Washburn (Lowpoint-W.)  | _____ | _____ | 7            | 133 David Bryant (Sr.)<br>Catlin                         | _____ | _____ |
| 8            | 519 Kevin Mercer (Sr.)<br>Glasford (Illini Bluffs) | _____ | _____ | 8            | 570 Branden Denton (Jr.)<br>Riverton                     | _____ | _____ |
| 9            | 236 Greg Weaver (Sr.)<br>Oakland                   | _____ | _____ | 9            | 484 Todd Williams (Sr.)<br>Mazon (M.-Verona-Kinsman)     | _____ | _____ |
| 10           | 658 Steve Smith (Sr.)<br>Waverly                   | _____ | _____ | 10           | 387 Michael Parker (Jr.)<br>Chicago (Providence-St. Mel) | _____ | _____ |
| 11           | 47 Berk Savage (Sr.)<br>Annawan                    | _____ | _____ |              |  |       |       |
| 12           | 571 Garrett Tallman (Jr.)<br>Riverton              | _____ | _____ |              |  |       |       |
| FLIGHT NO. 3 |  |       |       |              |  |       |       |
| Order No.    | Competitor, School                                 | Place | Mark  | Order No.    | Competitor, School                                       | Place | Mark  |
| 1            | 243 Henry Hall (Sr.)<br>Robinson                   | _____ | _____ | 6            | 581 Jim Rus (So.)<br>Erie                                | _____ | _____ |
| 2            | 122 Herb Knoblauch (Sr.)<br>Washburn (Lowpoint-W.) | _____ | _____ | 7            | 377 Brian O'Malley (Sr.)<br>Aurora (Marmion)             | _____ | _____ |
| 3            | 582 Bob Cobert (Jr.)<br>Erie                       | _____ | _____ | 8            | 274 Vic Zimmerman (Sr.)<br>Paxton                        | _____ | _____ |
| 4            | 642 Rusty Wharton (Sr.)<br>Kinderhook (West Pike)  | _____ | _____ | 9            | 30 Cameron Riley (Sr.)<br>Metropolis (Massac Co.)        | _____ | _____ |
| 5            | 260 Tim Wyss (Sr.)<br>Cissna Park                  | _____ | _____ | 10           | 433 Kip Wright (Jr.)<br>Cairo                            | _____ | _____ |

# Triple Jump Boys Class AA Competitors By Flight

(Boys Class AA Competitors Wear Numbers on Blue.)

(Note: Top 8 qualify for Finals.)

| FLIGHT NO. 1 |   |       |       |
|--------------|---|-------|-------|
| Order No.    | Competitor, School                                      | Place | Mark  |
| 1            | 798 Gerald Woodfolk (Jr.)<br>Chicago (Collins)          | _____ | _____ |
| 2            | 498 Gordon Brown (Sr.)<br>Evanston (Twp.)               | _____ | _____ |
| 3            | 176 Tony Ortiz (Jr.)<br>Wheaton (North)                 | _____ | _____ |
| 4            | 501 Christopher Hodges (Jr.)<br>Evanston (Twp.)         | _____ | _____ |
| 5            | 665 Derrick Davis (Sr.)<br>Summit (Argo)                | _____ | _____ |
| 6            | 828 Michael Thomas (Jr.)<br>Chicago (Dunbar)            | _____ | _____ |
| 7            | 849 Aaron Pass (Jr.)<br>Chicago (Phillips)              | _____ | _____ |
| 8            | 159 Bill Rinehart (Sr.)<br>Wheaton (Central)            | _____ | _____ |
| 9            | 597 Forrest Gillette (Jr.)<br>South Holland (Thornwood) | _____ | _____ |
| 10           | 336 Rich Bugna (Jr.)<br>Sycamore                        | _____ | _____ |
| 11           | 63 John McCue (Jr.)<br>Aurora (East)                    | _____ | _____ |
| 12           | 261 Charles Walls (Sr.)<br>Peoria (Manual)              | _____ | _____ |

| FLIGHT NO. 2 |  |       |       |
|--------------|--|-------|-------|
| Order No.    | Competitor, School                                       | Place | Mark  |
| 1            | 92 Jerry Lincoln (Sr.)<br>Lockport (Twp.)                | _____ | _____ |
| 2            | 657 Mark Robinson (Sr.)<br>Maywood (Proviso East)        | _____ | _____ |
| 3            | 468 Ken Anderson (Jr.)<br>Mattoon                        | _____ | _____ |
| 4            | 182 Brett Dyché (Sr.)<br>Dixon                           | _____ | _____ |
| 5            | 380 Pat Miller (Sr.)<br>Rolling Meadows (H.S.)           | _____ | _____ |
| 6            | 421 Jarvis Jones (Sr.)<br>Decatur (MacArthur)            | _____ | _____ |
| 7            | 440 Felipe Martin (Sr.)<br>Carbondale                    | _____ | _____ |
| 8            | 786 Hugh Collins (Jr.)<br>Waukegan (West)                | _____ | _____ |
| 9            | 27 Derrick Onyemelukwe (Sr.)<br>East St. Louis (Lincoln) | _____ | _____ |
| 10           | 276 Jeff Clay (Sr.)<br>Springfield (Lanphier)            | _____ | _____ |
| 11           | 297 Duane VanDyke (Sr.)<br>Belvidere                     | _____ | _____ |
| 12           | 782 Trent Robinson (Sr.)<br>Waukegan (East)              | _____ | _____ |
| 13           | 347 Dave Curran (Sr.)<br>Elk Grove Village (E.G.)        | _____ | _____ |
| 14           | 448 Matt Patrick (So.)<br>Centralia                      | _____ | _____ |

### FLIGHT NO. 3

| Order No. | Competitor, School  | Place | Mark  |
|-----------|---|-------|-------|
| 1         | 687 Louis Callaway (Sr.)<br>Flossmoor (Homewood-F.)       | _____ | _____ |
| 2         | 220 Mark Hart (Sr.)<br>Rock Island (H.S.)                 | _____ | _____ |
| 3         | 710 Darnell Minard (Jr.)<br>Olympia Fields (Rich Central) | _____ | _____ |
| 4         | 281 Kelvin Morton (Sr.)<br>Springfield (Lanphier)         | _____ | _____ |
| 5         | 583 Robert Scott (Sr.)<br>Harvey (Thornton)               | _____ | _____ |
| 6         | 751 John Forker (So.)<br>Libertyville                     | _____ | _____ |
| 7         | 740 Marlin Banks (So.)<br>Highland Park                   | _____ | _____ |


| Order No. | Competitor, School  | Place | Mark  |
|-----------|---|-------|-------|
| 8         | 700 Mo Crawford (Sr.)<br>Midlothian (Bremen)              | _____ | _____ |
| 9         | 420 David Bond (So.)<br>Decatur (MacArthur)               | _____ | _____ |
| 10        | 677 Arthur Sanders (Sr.)<br>Chicago Heights (Bloom Trail) | _____ | _____ |
| 11        | 829 Sylvester Blue (Sr.)<br>Chicago (Dunbar)              | _____ | _____ |
| 12        | 773 Clinton Solomon (Sr.)<br>Waukegan (East)              | _____ | _____ |
| 13        | 45 Kevin Mosby (Sr.)<br>Edwardsville (Sr.)                | _____ | _____ |
| 14        | 669 Fred Barnes (Sr.)<br>Chicago Heights (Bloom Trail)    | _____ | _____ |

### Charting the Class A Finals

| Order | No. | Competitor, School | Final Place | Final Distance |
|-------|-----|--------------------|-------------|----------------|
|       |     |                    |             |                |
|       |     |                    |             |                |
|       |     |                    |             |                |
|       |     |                    |             |                |
|       |     |                    |             |                |
|       |     |                    |             |                |
|       |     |                    |             |                |
|       |     |                    |             |                |
|       |     |                    |             |                |
|       |     |                    |             |                |

### Charting the Class AA Finals

| Order | No. | Competitor, School | Final Place | Final Distance |
|-------|-----|--------------------|-------------|----------------|
|       |     |                    |             |                |
|       |     |                    |             |                |
|       |     |                    |             |                |
|       |     |                    |             |                |
|       |     |                    |             |                |
|       |     |                    |             |                |
|       |     |                    |             |                |
|       |     |                    |             |                |
|       |     |                    |             |                |
|       |     |                    |             |                |



DISCUS  
FIELDS




DISCUS

All-Time  
Class AA



GARY KOSTRUBALA  
(Chicago (Marist))

Class A



HANK HILL  
Robinson

### Metric Records

Prep— 63.30 by Scott Crowell, Mason City, Iowa, 1978 (207-8)  
 Class A— 52.38 by Hank Hill, Robinson, 1980 (Finals) (171-10)  
 Class AA— 57.4 by Gary Kostrubala, Chicago (Marist), 1981 (Finals) (188-4)  
 IHSA— 57.4 by Gary Kostrubala, Chicago (Marist), 1981 (Finals) (188-4)

**How To Score The Finals**  
 Final Place 1st 2nd 3rd 4th 5th 6th 7th 8th  
 Team Points 10 8 6 5 4 3 2 1

### Event Data

|                          | Class A | Class AA |
|--------------------------|---------|----------|
| Total Qualifiers         | 32      | 47       |
| Total Regular Qualifiers | 32      | 32       |
| Total Extra Qualifiers   | 0       | 15       |
| No. of Flights           | 3       | 3        |

### Class A District Bests

49.94 Jim McLuckie (Sr.) Fulton (163-10)  
 49.02 Ike Telfer (Jr.) Princeton (160-10)  
 47.00 Dan Cox (Jr.) Rushville (154-2)  
 46.88 Sean Canaday (So.) Riverton (153-10)  
 46.66 Paul Zink (Sr.) Wheaton (St. Francis) (153-1)  
 46.12 Mike Reed (Sr.) Windsor (151-4)  
 45.88 Tom Schertz (Jr.) Tiskilwa (150-6)  
 45.74 Jerry Baker (Sr.) Oregon (150-1)  
 45.74 Tim Huffman (Sr.) Oakland (150-1)  
 45.24 Charlie Vinson (Sr.) Monticello (148-5)  
 45.24 Ed Zoiss (Jr.) Wheaton (St. Francis) (148-5)

### Class AA District Bests

**\*Defending Champion**  
 54.10 Scott Kellar (Sr.) Roselle (Lake Park) 177-6  
 \*54.02 Gary Kostrubala (Sr.) Chicago (Marist) 177-3  
 52.32 Bob Mazanke (Sr.) Palos Hills (Stagg) 171-8  
 51.90 Kevin Ashley (Sr.) Hoffman Estates (H.S.) 170-3  
 51.66 Chico Rigdon (Sr.) Chicago Heights (Bloom Trail) 169-6  
 50.26 Todd Netherton (Sr.) Rockford (Gullford) 164-11  
 50.04 Larry Thoennissen (Sr.) Morton 164-3  
 49.64 Steve Bogdalek (Sr.) Naperville (Central) 162-10  
 49.32 Rob Glielmi (Sr.) New Lenox (Lincoln-Way) 161-10  
 49.30 Carl Hampton (Sr.) Danville (H.S.) 161-9

## Boys Class A Competitors By Flight

(Boys Class A Competitors Wear Numbers on White.)

(Note: Top 8 qualify for Finals.)

| FLIGHT NO. 1 |   |       |       | FLIGHT NO. 2 |  |       |       |
|--------------|---|-------|-------|--------------|--|-------|-------|
| Order No.    | Competitor, School                            | Place | Mark  | Order No.    | Competitor, School                             | Place | Mark  |
| 1            | 335 Todd Rouse (Sr.)<br>Sciota (Northwestern) | _____ | _____ | 1            | 343 Greg Hodges (Sr.)<br>Delavan               | _____ | _____ |
| 2            | 129 Brett Burks (Jr.)<br>Yorkville            | _____ | _____ | 2            | 84 Don Schierer (Jr.)<br>Wyoming               | _____ | _____ |
| 3            | 470 Mike Wingerter (Sr.)<br>Herscher          | _____ | _____ | 3            | 560 Jay Flatt (Sr.)<br>Niantic (N.-Harristown) | _____ | _____ |
| 4            | 112 Richard Lannon (Sr.)<br>Peru (St. Bede)   | _____ | _____ | 4            | 276 Glen Fickbohm (Sr.)<br>Paxton              | _____ | _____ |
| 5            | 472 Jon Schultz (Jr.)<br>Herscher             | _____ | _____ | 5            | 6 Mike Webb (Sr.)<br>Benton                    | _____ | _____ |
| 6            | 656 Mitch Clowers (Sr.)<br>Pleasant Hill      | _____ | _____ | 6            | 517 Tony Johnson (So.)<br>Farmington (F. East) | _____ | _____ |
| 7            | 628 John Hammel (Jr.)<br>Carlinville          | _____ | _____ | 7            | 449 Mike Ellison (Sr.)<br>Lebanon              | _____ | _____ |
| 8            | 527 Ken Stewart (Jr.)<br>Monmouth (Warren)    | _____ | _____ | 8            | 458 Greg Gordan (Sr.)<br>Sparta                | _____ | _____ |
| 9            | 198 Randy Cox (Jr.)<br>Polo                   | _____ | _____ | 9            | 5 Brad Auten (Jr.)<br>Benton                   | _____ | _____ |
| 10           | 337 Joe Daugherty (Jr.)<br>Clinton            | _____ | _____ | 10           | 275 Dan Bixby (Sr.)<br>Paxton                  | _____ | _____ |
| FLIGHT NO. 3 |   |       |       |              |  |       |       |
| Order No.    | Competitor, School                            | Place | Mark  | Order No.    | Competitor, School                             | Place | Mark  |
| 1            | 159 Scott Talbott (Sr.)<br>Sidell (Jamaica)   | _____ | _____ | 7            | 257 Mike Reed (Sr.)<br>Windsor                 | _____ | _____ |
| 2            | 420 Ed Zoiss (Jr.)<br>Wheaton (St. Francis)   | _____ | _____ | 8            | 419 Paul Zink (Sr.)<br>Wheaton (St. Francis)   | _____ | _____ |
| 3            | 145 Charlie Vinson (Sr.)<br>Monticello        | _____ | _____ | 9            | 569 Sean Canaday (So.)<br>Riverton             | _____ | _____ |
| 4            | 235 Tim Huffman (Sr.)<br>Oakland              | _____ | _____ | 10           | 333 Dan Cox (Jr.)<br>Rushville                 | _____ | _____ |
| 5            | 197 Jerry Baker (Sr.)<br>Oregon               | _____ | _____ | 11           | 602 Ike Telfer (Jr.)<br>Princeton              | _____ | _____ |
| 6            | 77 Tom Schertz (Jr.)<br>Tiskilwa              | _____ | _____ | 12           | 594 Jim McLuckie (Sr.)<br>Fulton               | _____ | _____ |

# Discus

## Boys Class AA Competitors By Flight

(Boys Class AA Competitors Wear Numbers on Blue.)

(Note: Top 8 qualify for Finals.)

| FLIGHT NO. 1 |   |       |       | FLIGHT NO. 2 |  |       |       |
|--------------|---|-------|-------|--------------|--|-------|-------|
| Order No.    | Competitor, School                                      | Place | Mark  | Order No.    | Competitor, School                                       | Place | Mark  |
| 1            | 815 Earl Barnes (Sr.)<br>Chicago (Lane)                 | _____ | _____ | 1            | 194 Pat Fortune (Sr.)<br>Geneseo (Darnall)               | _____ | _____ |
| 2            | 844 Johnny Morrison (Jr.)<br>Chicago (Harlan)           | _____ | _____ | 2            | 724 Mark Trybek (Sr.)<br>Palos Hills (Stagg)             | _____ | _____ |
| 3            | 800 Willie Williams (Jr.)<br>Chicago (Collins)          | _____ | _____ | 3            | 679 Lawrance Hampton (Sr.)<br>Chicago Hts. (Bloom Trail) | _____ | _____ |
| 4            | 877 Clarence Haynes (Jr.)<br>Chicago (Marshall)         | _____ | _____ | 4            | 51 Dave Dent (Sr.)<br>O'Fallon                           | _____ | _____ |
| 5            | 450 Dennis Jones (Jr.)<br>Centralia                     | _____ | _____ | 5            | 181 Jerry McGhee (Jr.)<br>Canton                         | _____ | _____ |
| 6            | 753 Jim Popp (Sr.)<br>Libertyville                      | _____ | _____ | 6            | 249 Roland Brown (Sr.)<br>Peoria (H.S.)                  | _____ | _____ |
| 7            | 787 Eric Johnson (Sr.)<br>Zion (Z.-Benton)              | _____ | _____ | 7            | 283 Scot Crawford (Sr.)<br>Springfield (Lanphier)        | _____ | _____ |
| 8            | 422 Jim Friend (Jr.)<br>Decatur (MacArthur)             | _____ | _____ | 8            | 668 Ken Nash (Jr.)<br>Chicago Hts. (Bloom)               | _____ | _____ |
| 9            | 585 Mike Bila (Sr.)<br>Oak Lawn (Community)             | _____ | _____ | 9            | 389 Jeff Green (Jr.)<br>Schaumburg                       | _____ | _____ |
| 10           | 313 James Lee (Sr.)<br>Rochelle                         | _____ | _____ | 10           | 177 Brad Heykoop (Sr.)<br>Wheaton (North)                | _____ | _____ |
| 11           | 502 Jim Blondell (Jr.)<br>Glenview (Glenbrook South)    | _____ | _____ | 11           | 348 Tony Adkins (Jr.)<br>Hoffman Estates (Conant)        | _____ | _____ |
| 12           | 54 Steve Sitton (Sr.)<br>Wood River (East Alton-W.R.)   | _____ | _____ | 12           | 282 Larry Sablotny (Jr.)<br>Springfield (Lanphier)       | _____ | _____ |
| 13           | 124 Scott Archbold (Sr.)<br>Glen Ellyn (Glenbard South) | _____ | _____ | 13           | 612 John Tauline (Sr.)<br>Darien (Hinsdale South)        | _____ | _____ |
| 14           | 157 Mike Nigro (Jr.)<br>Villa Park (Willowbrook)        | _____ | _____ | 14           | 449 Larry Alli (Sr.)<br>Centralia                        | _____ | _____ |
| 15           | 500 Anthony Maxwell (Jr.)<br>Evanston (Twp.)            | _____ | _____ | 15           | 6 Walt Czaicki (Sr.)<br>Belleville (East)                | _____ | _____ |
|              |   |       |       | 16           | 271 John Henry (Jr.)<br>Springfield (H.S.)               | _____ | _____ |

### FLIGHT NO. 3

| Order No. | Competitor, School                                     | Place | Mark  | Order No. | Competitor, School                                   | Place | Mark  |
|-----------|--|-------|-------|-----------|--|-------|-------|
| 1         | 644 David Lindquist (Sr.)<br>Hinsdale (Central)        | _____ | _____ | 9         | 103 Steve Bogdalek (Sr.)<br>Naperville (Central)     | _____ | _____ |
| 2         | 83 Kurt Schnieter (Jr.)<br>Joliet (Catholic)           | _____ | _____ | 10        | 241 Larry Thoennissen (Sr.)<br>Morton                | _____ | _____ |
| 3         | 96 Mike Cachse (Sr.)<br>Lockport (Twp.)                | _____ | _____ | 11        | 329 Todd Netherton (Sr.)<br>Rockford (Guilford)      | _____ | _____ |
| 4         | 228 Dave Alexander (Jr.)<br>Sterling (H.S.)            | _____ | _____ | 12        | 678 Chico Rigdon (Sr.)<br>Chicago Hts. (Bloom Trail) | _____ | _____ |
| 5         | 663 Marion Matas (Sr.)<br>Oak Park (O.P.-River Forest) | _____ | _____ | 13        | 356 Kevin Ashley (Sr.)<br>Hoffman Estates (H.S.)     | _____ | _____ |
| 6         | 664 Dan Matas (Sr.)<br>Oak Park (O.P.-River Forest)    | _____ | _____ | 14        | 723 Bob Mazanke (Sr.)<br>Palos Hills (Stagg)         | _____ | _____ |
| 7         | 413 Carl Hampton (Sr.)<br>Danville (H.S.)              | _____ | _____ | 15        | 560 Gary Kostrubala (Sr.)<br>Chicago (Marist)        | _____ | _____ |
| 8         | 107 Rob Glielmi (Sr.)<br>New Lenox (Lincoln-Way)       | _____ | _____ | 16        | 143 Scott Kellar (Sr.)<br>Roselle (Lake Park)        | _____ | _____ |

### Charting the Class A Finals

| Order | No. | Competitor, School | Final Place | Final Distance |
|-------|-----|--------------------|-------------|----------------|
|       |     |                    |             |                |
|       |     |                    |             |                |
|       |     |                    |             |                |
|       |     |                    |             |                |
|       |     |                    |             |                |
|       |     |                    |             |                |
|       |     |                    |             |                |
|       |     |                    |             |                |
|       |     |                    |             |                |
|       |     |                    |             |                |

### Charting the Class AA Finals

| Order | No. | Competitor, School | Final Place | Final Distance |
|-------|-----|--------------------|-------------|----------------|
|       |     |                    |             |                |
|       |     |                    |             |                |
|       |     |                    |             |                |
|       |     |                    |             |                |
|       |     |                    |             |                |
|       |     |                    |             |                |
|       |     |                    |             |                |
|       |     |                    |             |                |
|       |     |                    |             |                |
|       |     |                    |             |                |



# 3200-METER RELAY

## All-Time Class AA



**HARVEY (THORNTON)**  
(Steve Ibarra, Bill Moran, Mike Clark, Donald White)

## Class A



**PRINCETON**  
(Tom Caldwell, Mike Rieker, Jaimie Dow, Tom Hodge)

## Metric Records

**How To Score The Finals**

|             |     |     |     |     |     |     |     |     |
|-------------|-----|-----|-----|-----|-----|-----|-----|-----|
| Final Place | 1st | 2nd | 3rd | 4th | 5th | 6th | 7th | 8th |
| Team Points | 10  | 8   | 6   | 5   | 4   | 3   | 2   | 1   |

- Prep—** 7:38.0 by Harvey (Thornton), IL (Steve Ibarra, Bill Moran, Mike Clark, Donald White), 1976 (Finals)
- Class A—** 7:54.19 by Princeton (Tom Caldwell, Mike Rieker, Jaimie Dow, Tom Hodge), 1981 (Finals)
- Class AA—** 7:38.0 by Harvey (Thornton) (Steve Ibarra, Bill Moran, Mike Clark, Donald White), 1976 (Finals)
- IHSA—** 7:38.0 by Harvey (Thornton) (Steve Ibarra, Bill Moran, Mike Clark, Donald White), 1976 (Finals)

### Event Data

|                          | Class A | Class AA |
|--------------------------|---------|----------|
| Total Qualifiers         | 32      | 40       |
| Total Regular Qualifiers | 32      | 32       |
| Total Extra Qualifiers   | 0       | 8        |
| No. of Heats             | 2       | 3        |

### Class A District Bests

- 8:11.0 Aledo
- 8:13.6 Woodhull (Alwood)
- 8:14.1 Fulton
- 8:14.2 Prophetstown
- 8:14.4 DuQuoin
- 8:15.3 St. Anne
- 8:15.5 Gibson City
- 8:15.9 Pontiac
- 8:16.7 Stillman Valley
- 8:16.7 Winnebago

### Class AA District Bests

- 7:45.0 East St. Louis (Lincoln)
- 7:47.0 East St. Louis (Sr.)
- 7:48.3 Hinsdale (Central)
- 7:48.9 Elmhurst (York)
- 7:50.6 Springfield (Lanphier)
- 7:51.7 Peoria (Manual)
- 7:53.8 Rock Island (H.S.)
- 7:54.4 LaGrange (Lyons)
- 7:54.7 Oak Park (O.P.-River Forest)
- 7:55.2 Darien (Hinsdale South)

## Boys Class A Competitors By Heat

(Boys Class A Competitors Wear Numbers on White.)

(Note: Top 12 times qualify for Finals.)

| HEAT NO. 1 |                         |       |       | HEAT NO. 2 |                                 |       |       |
|------------|-------------------------|-------|-------|------------|---------------------------------|-------|-------|
| Alley      | School                  | Place | Time  | Alley      | School                          | Place | Time  |
| 1-1        | Aledo                   | _____ | _____ | 1-1        | Woodhull (Alwood)               | _____ | _____ |
| 1-2        | Stillman Valley         | _____ | _____ | 1-2        | Winnebago                       | _____ | _____ |
| 1-3        | Trenton (Wesclin)       | _____ | _____ | 1-3        | Carrollton                      | _____ | _____ |
| 1-4        | Rushville               | _____ | _____ | 1-4        | Beardstown                      | _____ | _____ |
| 2-1        | Fulton                  | _____ | _____ | 2-1        | Prophetstown                    | _____ | _____ |
| 2-2        | Geneva                  | _____ | _____ | 2-2        | Granville (Putnam Co.)          | _____ | _____ |
| 2-3        | Mendota                 | _____ | _____ | 2-3        | Flora                           | _____ | _____ |
| 2-4        | Peoria Hts.             | _____ | _____ | 2-4        | Farmington (F. East)            | _____ | _____ |
| 3-1        | DuQuoin                 | _____ | _____ | 3-1        | St. Anne                        | _____ | _____ |
| 3-2        | Carlinville             | _____ | _____ | 3-2        | Melrose Park (Walther Lutheran) | _____ | _____ |
| 3-3        | Auburn                  | _____ | _____ | 3-3        | Lansing (Illiana Christian)     | _____ | _____ |
| 3-4        | Robinson                | _____ | _____ | 3-4        | Eureka                          | _____ | _____ |
| 4-1        | Gibson City             | _____ | _____ | 4-1        | Pontiac                         | _____ | _____ |
| 4-2        | St. Joseph (S.J.-Ogden) | _____ | _____ | 4-2        | Mahomet (M.-Seymour)            | _____ | _____ |
| 4-3        | Macon                   | _____ | _____ | 4-3        | Delavan                         | _____ | _____ |
| 4-4        | Anna (A.-Jonesboro)     | _____ | _____ | 4-4        | Eldorado                        | _____ | _____ |

# 3200-Meter Relay

## Boys Class AA Competitors By Heat

(Boys Class AA Competitors Wear Numbers on Blue.)

(Note: Top 12 times qualify for Finals.)

| HEAT NO. 1 |                          |       |       |  | HEAT NO. 2 |                              |       |       |
|------------|--------------------------|-------|-------|--|------------|------------------------------|-------|-------|
| Alley      | School                   | Place | Time  |  | Alley      | School                       | Place | Time  |
| 1-1        | East St. Louis (Lincoln) | _____ | _____ |  | 1-1        | Hinsdale (Central)           | _____ | _____ |
| 1-2        | Des Plaines (Maine West) | _____ | _____ |  | 1-2        | Glen Ellyn (Glenbard West)   | _____ | _____ |
| 1-3        | Prairie View (Stevenson) | _____ | _____ |  | 1-3        | Wilmette (Loyola)            | _____ | _____ |
| 2-1        | Elmhurst (York)          | _____ | _____ |  | 2-1        | Peoria (Manual)              | _____ | _____ |
| 2-2        | Harrisburg               | _____ | _____ |  | 2-2        | Winnetka (New Trier)         | _____ | _____ |
| 2-3        | Rockford (Guilford)      | _____ | _____ |  | 2-3        | Deerfield                    | _____ | _____ |
| 3-1        | Rock Island (H.S.)       | _____ | _____ |  | 3-1        | Oak Park (O.P.-River Forest) | _____ | _____ |
| 3-2        | Wheaton (North)          | _____ | _____ |  | 3-2        | Chicago (Marist)             | _____ | _____ |
| 3-3        | Champaign (Centennial)   | _____ | _____ |  | 3-3        | Centralia                    | _____ | _____ |
| 3-4        | Chicago (Farragut)       | _____ | _____ |  | 4-1        | Moline                       | _____ | _____ |
| 4-1        | Darien (Hinsdale South)  | _____ | _____ |  | 4-2        | Orland Park (Sandburg)       | _____ | _____ |
| 4-2        | East Peoria              | _____ | _____ |  | 4-3        | Lockport (Twp.)              | _____ | _____ |
| 4-3        | Aurora (East)            | _____ | _____ |  | 4-4        | Chicago (Dunbar)             | _____ | _____ |
| 4-4        | Chicago (Collins)        | _____ | _____ |  |            |                              |       |       |

| HEAT NO. 3 |                               |       |       |
|------------|-------------------------------|-------|-------|
| Alley      | School                        | Place | Time  |
| 1-1        | East St. Louis (Sr.)          | _____ | _____ |
| 1-2        | Rockford (East)               | _____ | _____ |
| 1-3        | Geneseo (Darnall)             | _____ | _____ |
| 2-1        | Springfield (Lanphier)        | _____ | _____ |
| 2-2        | Dolton (Thornridge)           | _____ | _____ |
| 2-3        | Palatine (H.S.)               | _____ | _____ |
| 3-1        | LaGrange (Lyons)              | _____ | _____ |
| 3-2        | Springfield (Southeast)       | _____ | _____ |
| 3-3        | Mt. Prospect (Prospect)       | _____ | _____ |
| 4-1        | Olympia Fields (Rich Central) | _____ | _____ |
| 4-2        | Lombard (Glenbard East)       | _____ | _____ |
| 4-3        | Urbana (H.S.)                 | _____ | _____ |
| 4-4        | Chicago (Lane)                | _____ | _____ |

**All-Time**

**Class AA**



**EAST ST. LOUIS (SR.)**  
(Stanley Braggs, Richard Townsend, Lamar Pickett, Marvin Edmonds)

**Class A**  
MELROSE PARK (WALTHER LUTHERAN)



Frank Moss

Picture

Unavailable



Brian Hannemann

Kendrick Wells



Don Samuel



Pat Powe

**All-Time**  
**Class AA**

Picture

Unavailable

**WAUKEGAN (EAST)**  
(Kevin Johnson, David Greathouse, LeRoy Norman, Nate Sloan)

**All-Time**  
**Class AA**

Picture

Unavailable

**EAST ST. LOUIS (LINCOLN)**  
(James Stevenson, Demetrius Chism, Barry Malloyd, Duane Allen)

**Metric Records**

- Prep—** :40.2 by Dallas (Lincoln), Tex. (John Delley, Joe Pouncy, Gene Pouncy, Rufus Shaw), 1970
- Class A—** :43.0 by Melrose Park (Walther Lutheran) (Frank Moss, Kendrick Wells, Brian Hannemann, Don Samuel), 1981 (Finals)
- :43.0 by Melrose Park (Walther Lutheran) (Frank Moss, Don Samuel, Brian Hannemann, Pat Powe), 1980 (Finals)
- Class AA—** :41.7 by East St. Louis (Lincoln) (James Stevenson, Demetrius Chism, Barry Malloyd, Duane Allen), 1981 (Finals)
- :41.7 by Waukegan (East) (Kevin Johnson, David Greathouse, LeRoy Norman, Nate Sloan), 1980 (Prelims)
- :41.7 by East St. Louis (Sr.) (Stanley Braggs, Richard Townsend, Lamar Pickett, Marvin Edmonds), 1975
- IHSA—** :41.7 by Waukegan (East) (Kevin Johnson, David Greathouse, LeRoy Norman, Nate Sloan), 1980 (Prelims)
- :41.7 by East St. Louis (Sr.) (Stanley Braggs, Richard Townsend, Lamar Pickett, Marvin Edmonds), 1975
- :41.7 by East St. Louis (Lincoln) (James Stevenson, Demetrius Chism, Barry Malloyd, Duane Allen), 1981 (Finals)



**400-METER RELAY**

**How To Score The Finals**

|             |     |     |     |     |     |     |     |     |
|-------------|-----|-----|-----|-----|-----|-----|-----|-----|
| Final Place | 1st | 2nd | 3rd | 4th | 5th | 6th | 7th | 8th |
| Team Points | 10  | 8   | 6   | 5   | 4   | 3   | 2   | 1   |

**Event Data**

|                          | Class A | Class AA |
|--------------------------|---------|----------|
| Total Qualifiers         | 32      | 42       |
| Total Regular Qualifiers | 32      | 32       |
| Total Extra Qualifiers   | 0       | 10       |
| No. of Heats             | 4       | 6        |

**Class A District Bests**

- :43.7 Cairo
- :43.7 Herscher
- :43.7 Chicago (Providence-St. Mel)
- :43.8 St. Anne
- :43.8 McLeansboro
- :43.8 West Frankfort (Frankfort)
- :44.0 Sterling (Newman)
- :44.0 Moweaqua
- :44.1 Freeburg
- :44.2 Rochester

**Class AA District Bests**

- :41.7 East St. Louis (Lincoln)
- :42.1 Chicago Hts. (Bloom Trail)
- :42.1 Waukegan (East)
- :42.1 Peoria (Manual)
- :42.1 Chicago (Dunbar)
- :42.1 North Chicago
- :42.2 Olympia Fields (Rich Central)
- :42.4 Park Forest (Rich East)
- :42.6 Moline
- :42.6 Chicago (Mendel)
- :42.6 Springfield (Southeast)

**Boys Class A Competitors By Heat**

(Boys Class A Competitors Wear Numbers on White.)

(Note: Top 8 times qualify for Finals.)

| HEAT NO. 1 |                            |       |       | HEAT NO. 2 |                            |       |       |
|------------|----------------------------|-------|-------|------------|----------------------------|-------|-------|
| Lane       | School                     | Place | Time  | Lane       | School                     | Place | Time  |
| 1          | Robinson                   | _____ | _____ | 1          | Pontiac                    | _____ | _____ |
| 2          | Roseville                  | _____ | _____ | 2          | Ashton                     | _____ | _____ |
| 3          | Freeburg                   | _____ | _____ | 3          | Rochester                  | _____ | _____ |
| 4          | Herscher                   | _____ | _____ | 4          | Cairo                      | _____ | _____ |
| 5          | McLeansboro                | _____ | _____ | 5          | West Frankfort (Frankfort) | _____ | _____ |
| 6          | Jacksonville (I.S.D.)      | _____ | _____ | 6          | Lisle (Sr.)                | _____ | _____ |
| 7          | Kewanee (H.S.)             | _____ | _____ | 7          | Minooka                    | _____ | _____ |
| 8          | Carthage (Hancock Central) | _____ | _____ | 8          | Farmington (F. East)       | _____ | _____ |

| HEAT NO. 3 |                               |       |       | HEAT NO. 4 |                             |       |       |
|------------|-------------------------------|-------|-------|------------|-----------------------------|-------|-------|
| Lane       | School                        | Place | Time  | Lane       | School                      | Place | Time  |
| 1          | Peru (St. Bede)               | _____ | _____ | 1          | Warrensburg (W.-Latham)     | _____ | _____ |
| 2          | Tuscola                       | _____ | _____ | 2          | South Beloit                | _____ | _____ |
| 3          | Watseka                       | _____ | _____ | 3          | Buda (B.-Sheffield-Western) | _____ | _____ |
| 4          | Chicago (Providence-St. Mel)  | _____ | _____ | 4          | St. Anne                    | _____ | _____ |
| 5          | Sterling (Newman)             | _____ | _____ | 5          | Moweaqua                    | _____ | _____ |
| 6          | Farmer City (F. C.-Mansfield) | _____ | _____ | 6          | Monticello                  | _____ | _____ |
| 7          | Pittsfield                    | _____ | _____ | 7          | Fulton                      | _____ | _____ |
| 8          | Lewistown                     | _____ | _____ | 8          | Vandalia                    | _____ | _____ |



# 400-Meter Relay

## Boys Class AA Competitors By Heat

(Boys Class AA Competitors Wear Numbers on Blue.)

(Note: Top 8 times qualify for Finals.)

### HEAT NO. 1

| Lane | School                        | Place | Time  |
|------|-------------------------------|-------|-------|
| 1    | Maywood (Proviso East)        | _____ | _____ |
| 2    | Mt. Vernon                    | _____ | _____ |
| 3    | Sterling (H.S.)               | _____ | _____ |
| 4    | Olympia Fields (Rich Central) | _____ | _____ |
| 5    | East St. Louis (Lincoln)      | _____ | _____ |
| 6    | Danville (H.S.)               | _____ | _____ |
| 7    | Chicago (Collins)             | _____ | _____ |
| 8    |                               | _____ | _____ |

### HEAT NO. 2

| Lane | School                  | Place | Time  |
|------|-------------------------|-------|-------|
| 1    | Rockford (East)         | _____ | _____ |
| 2    | Naperville (Central)    | _____ | _____ |
| 3    | Elmhurst (York)         | _____ | _____ |
| 4    | Waukegan (East)         | _____ | _____ |
| 5    | Park Forest (Rich East) | _____ | _____ |
| 6    | Peoria (H.S.)           | _____ | _____ |
| 7    | Chicago (Marist)        | _____ | _____ |
| 8    |                         | _____ | _____ |

### HEAT NO. 3

| Lane | School                    | Place | Time  |
|------|---------------------------|-------|-------|
| 1    | Rantoul                   | _____ | _____ |
| 2    | South Holland (Thornwood) | _____ | _____ |
| 3    | Midlothian (Bremen)       | _____ | _____ |
| 4    | Moline                    | _____ | _____ |
| 5    | Peoria (Manual)           | _____ | _____ |
| 6    | Elgin (H.S.)              | _____ | _____ |
| 7    | Chicago (Harlan)          | _____ | _____ |
| 8    |                           | _____ | _____ |

### HEAT NO. 4

| Lane | School                        | Place | Time  |
|------|-------------------------------|-------|-------|
| 1    | Winnetka (New Trier)          | _____ | _____ |
| 2    | Waukegan (West)               | _____ | _____ |
| 3    | Elgin (Larkin)                | _____ | _____ |
| 4    | Chicago Heights (Bloom Trail) | _____ | _____ |
| 5    | Chicago (Mendel)              | _____ | _____ |
| 6    | Marion (H.S.)                 | _____ | _____ |
| 7    | Macomb                        | _____ | _____ |
| 8    |                               | _____ | _____ |

### HEAT NO. 5

| Lane | School                  | Place | Time  |
|------|-------------------------|-------|-------|
| 1    | Rolling Meadows (H.S.)  | _____ | _____ |
| 2    | Wheaton (North)         | _____ | _____ |
| 3    | Lockport (Twp.)         | _____ | _____ |
| 4    | Springfield (Southeast) | _____ | _____ |
| 5    | Chicago (Dunbar)        | _____ | _____ |
| 6    | Chicago (Phillips)      | _____ | _____ |
| 7    | Rockford (Jefferson)    | _____ | _____ |
| 8    |                         | _____ | _____ |

### HEAT NO. 6


| Lane | School               | Place | Time  |
|------|----------------------|-------|-------|
| 1    | Schaumburg           | _____ | _____ |
| 2    | Wilmette (Loyola)    | _____ | _____ |
| 3    | Rock Island (H.S.)   | _____ | _____ |
| 4    | North Chicago        | _____ | _____ |
| 5    | East St. Louis (Sr.) | _____ | _____ |
| 6    | Chicago (Tilden)     | _____ | _____ |
| 7    | Kankakee (Westview)  | _____ | _____ |
| 8    |                      | _____ | _____ |



# 3200-METER RUN

**How To Score The Finals**


|             |     |     |     |     |     |     |     |     |
|-------------|-----|-----|-----|-----|-----|-----|-----|-----|
| Final Place | 1st | 2nd | 3rd | 4th | 5th | 6th | 7th | 8th |
| Team Points | 10  | 8   | 6   | 5   | 4   | 3   | 2   | 1   |



**CRAIG VIRGIN**  
Lebanon



**REO ROREM**  
Gilman



**TOM GRAVES**  
Orland Park (Sandburg)

## Metric Records

|                  |  |
|------------------|--|
| <b>Prep—</b>     | 8:41.5 by Steve Prefontaine, Coos Bay (Marshfield), Ore., 1969 |
| <b>Class A—</b>  | 9:11.5 by Reo Rorum, Gilman, 1976                              |
| <b>Class AA—</b> | 8:51.9 by Tom Graves, Orland Park (Sandburg), 1977 (Finals)    |
| <b>IHSA—</b>     | 8:42.6 by Craig Virgin, Lebanon, 1973                          |

### Event Data

|                          | Class A | Class AA |
|--------------------------|---------|----------|
| Total Qualifiers         | 32      | 40       |
| Total Regular Qualifiers | 32      | 32       |
| Total Extra Qualifiers   | 0       | 8        |
| No. of Sections          | 1       | 2        |

### Class A District Bests

|        |  |
|--------|--|
| 9:23.1 | John Jacobson (Jr.) Cornell                      |
| 9:35.3 | Craig Stockman (Sr.) Paxton                      |
| 9:36.5 | Terry Isbell (Jr.) Farmington (F. East)          |
| 9:36.8 | Dale Chapman (Sr.) Findlay                       |
| 9:37.0 | John King (Jr.) Elmhurst (Immaculate Conception) |
| 9:42.9 | Craig Ray (So.) Peoria (Bergan)                  |
| 9:44.4 | Leon Archer (Jr.) Princeton                      |
| 9:44.6 | Manuel Rivera (Sr.) Mason City                   |
| 9:48.8 | Donald Barnhart (Sr.) Urbana (University)        |
| 9:53.5 | Scott Toelke (Sr.) Dakota                        |

### Class AA District Bests

|        |  |
|--------|--|
| 9:05.0 | John Dobbs (Sr.) Des Plaines (Maine West)      |
| 9:10.3 | Ryan Stoll (Sr.) Lake Forest (H.S.)            |
| 9:20.1 | Curtis Yanko (Sr.) Park Forest (Rich East)     |
| 9:21.4 | Rex Armstrong (Sr.) Elmhurst (York)            |
| 9:21.6 | Dave Egan (So.) Chatham (Glenwood)             |
| 9:22.3 | Jim Knudsen (Sr.) Lockport (Twp.)              |
| 9:23.4 | Keith Bruch (Jr.) Normal (Community)           |
| 9:23.5 | Tom Howe (Sr.) Streamwood                      |
| 9:24.4 | Rod Stahl (Jr.) New Lenox (Lincoln-Way)        |
| 9:24.6 | Tim Phillips (So.) Arlington Hts. (St. Viator) |

## Boys Class A Competitors By Section

(Boys Class A Competitors Wear Numbers on White.)

(Note: Finals only to be run on Saturday.)

### SECTION NO. 1

| Alley No. | Competitor, School                                  | Place | Time  | Alley No. | Competitor, School                             | Place | Time  |
|-----------|---|-------|-------|-----------|--|-------|-------|
| 1-1 464   | John Jacobson (Jr.)<br>Cornell                      | _____ | _____ | 3-1 515   | Terry Isbell (Jr.)<br>Farmington (F. East)     | _____ | _____ |
| 1-2 388   | John King (Jr.)<br>Elmhurst (Immaculate Conception) | _____ | _____ | 3-2 597   | Leon Archer (Jr.)<br>Princeton                 | _____ | _____ |
| 1-3 168   | Donald Barnhart (Sr.)<br>Urbana (University)        | _____ | _____ | 3-3 399   | Jim Kutilek (Sr.)<br>Lisle (Sr.)               | _____ | _____ |
| 1-4 647   | Tom Albers (Jr.)<br>Mt. Olive                       | _____ | _____ | 3-4 498   | Tom Herr (So.)<br>Pontiac                      | _____ | _____ |
| 1-5 329   | Paul Vincent (Jr.)<br>Rushville                     | _____ | _____ | 3-5 14    | Kent Leek (Jr.)<br>DuQuoin                     | _____ | _____ |
| 1-6 95    | Gary Dulin (Jr.)<br>Leland                          | _____ | _____ | 3-6 607   | Brad Pollack (Sr.)<br>Prophetstown             | _____ | _____ |
| 1-7 375   | David Schrodt (Jr.)<br>Warrensburg (W.-Latham)      | _____ | _____ | 3-7 222   | Tim Lewis (Sr.)<br>Flora                       | _____ | _____ |
| 1-8 74    | Mike Cordum (Sr.)<br>Tiskilwa                       | _____ | _____ | 3-8 463   | Dave Petri (Sr.)<br>Waterloo (H.S.)            | _____ | _____ |
| 2-1 273   | Craig Stockman (Sr.)<br>Paxton                      | _____ | _____ | 4-1 550   | Dale Chapman (Sr.)<br>Findlay                  | _____ | _____ |
| 2-2 532   | Craig Ray (So.)<br>Peoria (Bergan)                  | _____ | _____ | 4-2 364   | Manuel Rivera (Sr.)<br>Mason City              | _____ | _____ |
| 2-3 175   | Scott Toelke (Sr.)<br>Dakota                        | _____ | _____ | 4-3 215   | Joel Gray (Sr.)<br>Winnebago                   | _____ | _____ |
| 2-4 555   | Mike Porter (Jr.)<br>Niantic (N.-Harristown)        | _____ | _____ | 4-4 271   | Dick Arends (Jr.)<br>Melvin (M.-Sibley)        | _____ | _____ |
| 2-5 15    | Ed Ginn (Jr.)<br>DuQuoin                            | _____ | _____ | 4-5 304   | John White (Jr.)<br>Carthage (Hancock Central) | _____ | _____ |
| 2-6 138   | Dave Behm (Sr.)<br>Georgetown                       | _____ | _____ | 4-6 120   | Scott Schwarting (Sr.)<br>Spring Valley (Hall) | _____ | _____ |
| 2-7 248   | Brian Oaklay (Fr.)<br>Toledo (Cumberland)           | _____ | _____ | 4-7 57    | George Tyler (Jr.)<br>Kewanee (H.S.)           | _____ | _____ |
| 2-8 437   | Cliff Andrews (So.)<br>Chester                      | _____ | _____ | 4-8 657   | Mark Pitchford (Sr.)<br>Waverly                | _____ | _____ |

# 3200-Meter Run Boys Class AA Competitors By Section

(Boys Class AA Competitors Wear Numbers on Blue.)

(Note: Finals only to be run on Saturday.)

## SECTION 1

| Alley No. | Competitor, School                              | Place | Time  |
|-----------|---|-------|-------|
| 1-1 310   | Gordon Bourney (Sr.)<br>McHenry (H.S.)          | _____ | _____ |
| 1-2 601   | Dave Walker (Sr.)<br>Chicago (St. Ignatius)     | _____ | _____ |
| 1-3 739   | Jason Carmichael (Sr.)<br>Gurnee (Warren)       | _____ | _____ |
| 1-4 184   | Rich Prettyman (Jr.)<br>East Moline (United)    | _____ | _____ |
| 1-5 806   | Tracy Ford (Jr.)<br>Chicago (Lane)              | _____ | _____ |
| 2-1 64    | Chuck Klose (Jr.)<br>Aurora (West)              | _____ | _____ |
| 2-2 539   | Gregg Vaughn (Jr.)<br>Burbank (Reavis)          | _____ | _____ |
| 2-3 459   | Darryl Frerker (Sr.)<br>Highland (H.S.)         | _____ | _____ |
| 2-4 49    | Joey Martin (Sr.)<br>O'Fallon                   | _____ | _____ |
| 2-5 860   | Marvin Whitmore (Sr.)<br>Chicago (Kenwood)      | _____ | _____ |
| 3-1 298   | Jim Lane (So.)<br>Crystal Lake (Central)        | _____ | _____ |
| 3-2 5     | Paul Gompers (Sr.)<br>Belleville (East)         | _____ | _____ |
| 3-3 152   | Craig Oechsel (Jr.)<br>Villa Park (Willowbrook) | _____ | _____ |
| 3-4 192   | Eric Zeitler (Sr.)<br>Geneseo (Darnall)         | _____ | _____ |
| 3-5 856   | Kevin Walsh (Jr.)<br>Chicago (Taft)             | _____ | _____ |
| 4-1 314   | Pete Gallenz (Sr.)<br>Rockford (Boylan)         | _____ | _____ |
| 4-2 407   | Jeff Routledge (Sr.)<br>Danville (H.S.)         | _____ | _____ |
| 4-3 559   | Craig O'Connor (Sr.)<br>Chicago (Marist)        | _____ | _____ |
| 4-4 464   | Scott Gill (Sr.)<br>Marion (H.S.)               | _____ | _____ |
| 4-5 851   | Greg Gill (Jr.)<br>Chicago (Fenger)             | _____ | _____ |

### Charting the Class A Finals

| No. | Competitor, School | Final Place | Final Time |
|-----|--------------------|-------------|------------|
|     |                    |             |            |
|     |                    |             |            |
|     |                    |             |            |
|     |                    |             |            |
|     |                    |             |            |
|     |                    |             |            |
|     |                    |             |            |
|     |                    |             |            |
|     |                    |             |            |
|     |                    |             |            |
|     |                    |             |            |
|     |                    |             |            |
|     |                    |             |            |
|     |                    |             |            |
|     |                    |             |            |
|     |                    |             |            |
|     |                    |             |            |
|     |                    |             |            |
|     |                    |             |            |
|     |                    |             |            |

## SECTION 2

| Alley No. | Competitor, School                                   | Place | Time  |
|-----------|--|-------|-------|
| 1-1 489   | John Dobbs (Sr.)<br>Des Plaines (Maine West)         | _____ | _____ |
| 1-2 232   | Dave Egan (So.)<br>Chatham (Glenwood)                | _____ | _____ |
| 1-3 105   | Rod Stahl (Jr.)<br>New Lenox (Lincoln-Way)           | _____ | _____ |
| 1-4 667   | Blake Travis (Sr.)<br>Bradley (B.-Bourbonnais)       | _____ | _____ |
| 1-5 387   | Mike Diverde (Sr.)<br>Schaumburg                     | _____ | _____ |
| 2-1 741   | Ryan Stoll (Sr.)<br>Lake Forest (H.S.)               | _____ | _____ |
| 2-2 94    | Jim Knudsen (Sr.)<br>Lockport (Twp.)                 | _____ | _____ |
| 2-3 341   | Tim Phillips (So.)<br>Arlington Hts. (St. Viator)    | _____ | _____ |
| 2-4 263   | Tyno Carter (So.)<br>Peoria (Richwoods)              | _____ | _____ |
| 2-5 643   | Paul Kivela (Sr.)<br>Hinsdale (Central)              | _____ | _____ |
| 3-1 729   | Curtis Yanko (Sr.)<br>Park Forest (Rich East)        | _____ | _____ |
| 3-2 423   | Keith Bruch (Jr.)<br>Normal (Community)              | _____ | _____ |
| 3-3 642   | Jon Thanos (Jr.)<br>Hinsdale (Central)               | _____ | _____ |
| 3-4 490   | James Shavers (Sr.)<br>Evanston (Twp.)               | _____ | _____ |
| 3-5 721   | Dan Hahn (Jr.)<br>Orland Park (Sandburg)             | _____ | _____ |
| 4-1 622   | Rex Armstrong (Sr.)<br>Elmhurst (York)               | _____ | _____ |
| 4-2 151   | Tom Howe (Sr.)<br>Streamwood                         | _____ | _____ |
| 4-3 482   | Jim Barsella (Jr.)<br>Chicago (Gordon Tech)          | _____ | _____ |
| 4-4 506   | Chris Langlois (So.)<br>Northbrook (Glenbrook North) | _____ | _____ |
| 4-5 491   | Paul Fleming (Jr.)<br>Evanston (Twp.)                | _____ | _____ |


### Charting the Class AA Finals

| No. | Competitor, School | Final Place | Final Time |
|-----|--------------------|-------------|------------|
|     |                    |             |            |
|     |                    |             |            |
|     |                    |             |            |
|     |                    |             |            |
|     |                    |             |            |
|     |                    |             |            |
|     |                    |             |            |
|     |                    |             |            |
|     |                    |             |            |
|     |                    |             |            |
|     |                    |             |            |
|     |                    |             |            |
|     |                    |             |            |
|     |                    |             |            |
|     |                    |             |            |
|     |                    |             |            |
|     |                    |             |            |
|     |                    |             |            |
|     |                    |             |            |
|     |                    |             |            |



# 110-METER HIGH HURDLES

## All-Time Class AA



**DEREK COLE**  
Chicago Hts. (Bloom)

## Class A



**RANDY KLATT**  
Rochester

## Metric Records

|                  |  |
|------------------|--|
| <b>Prep—</b>     | :12.9 by Renaldo Nehemiah, Scotch Plains (Fanwood), N.Y., 1977 |
| <b>Class A—</b>  | :14.5 by Randy Klatt, Rochester, 1980 (Finals)                 |
| <b>Class AA—</b> | :14.0 by Derek Cole, Chicago Hts. (Bloom), 1981 (Finals)       |
| <b>IHSA—</b>     | :14.0 by Derek Cole, Chicago Hts. (Bloom), 1981 (Finals)       |

### How To Score The Finals

|             |     |     |     |     |     |     |     |     |
|-------------|-----|-----|-----|-----|-----|-----|-----|-----|
| Final Place | 1st | 2nd | 3rd | 4th | 5th | 6th | 7th | 8th |
| Team Points | 10  | 8   | 6   | 5   | 4   | 3   | 2   | 1   |

### Event Data

|                          | Class A | Class AA |
|--------------------------|---------|----------|
| Total Qualifiers         | 32      | 41       |
| Total Regular Qualifiers | 32      | 32       |
| Total Extra Qualifiers   | 0       | 9        |
| No. of Heats             | 4       | 6        |

### Class A District Bests

\*Defending Champion

|       |                       |                           |
|-------|-----------------------|---------------------------|
| :14.7 | Brad Thomas (Sr.)     | Chester                   |
| :14.9 | Kevin Howerton (Sr.)  | Cartersville              |
| :14.9 | Paul Smith (Sr.)      | Chicago (Luther South)    |
| :15.0 | Ron Gossard (Sr.)     | Fulton                    |
| :15.0 | John McCarthy (Sr.)   | Buffalo (Tri-City)        |
| :15.0 | Carl Evans (Sr.)      | Anna (A.-Jonesboro)       |
| :15.0 | Paul Wirth (Sr.)      | Aurora (Central Catholic) |
| :15.1 | John Sutcliffe (Sr.)  | Princeton                 |
| :15.1 | Paul Turrentine (Jr.) | Norris City (N.C.-Omaha)  |

### Class AA District Bests

|       |                      |                          |
|-------|----------------------|--------------------------|
| :14.0 | Barry Malloyd (Sr.)  | East St. Louis (Lincoln) |
| :14.1 | Lorenzo Smith (Jr.)  | Cahokia                  |
| :14.2 | Roy Sparks (Sr.)     | Villa Park (Willowbrook) |
| :14.3 | Tom Boge (Sr.)       | Crystal Lake (South)     |
| :14.3 | John Elliott (Jr.)   | Kankakee (Westview)      |
| :14.4 | Richard Ellis (Sr.)  | North Chicago            |
| :14.4 | Barry Williams (Sr.) | Joliet (Central)         |
| :14.4 | Dave Wilson (Sr.)    | Mundelein (H.S.)         |
| :14.5 | Denny Hall (Sr.)     | Decatur (Lakeview)       |

## Boys Class A Competitors By Heat

(Boys Class A Competitors Wear Numbers on White.)

(Note: Top 4 times each heat qualify for Semifinals.)

(Note: Top 4 times each Semifinal heat qualify for Finals.)

### HEAT NO. 1

| Lane No. | Competitor, School                          | Place | Time  |
|----------|---|-------|-------|
| 1        | 503 Dana Epperson (So.)<br>Abingdon         | _____ | _____ |
| 2        | 62 Robert Phillips (Sr.)<br>Orion           | _____ | _____ |
| 3        | 572 Eliot Lewis (Sr.)<br>Rochester          | _____ | _____ |
| 4        | 438 Brad Thomas (Sr.)<br>Chester            | _____ | _____ |
| 5        | 598 John Sutcliffe (Sr.)<br>Princeton       | _____ | _____ |
| 6        | 473 Greg Jones (Sr.)<br>Kankakee (McNamara) | _____ | _____ |
| 7        | 626 Brad Little (Jr.)<br>Carlinville        | _____ | _____ |
| 8        | 223 Kevin Fisher (Sr.)<br>Greenville        | _____ | _____ |

### HEAT NO. 2

| Lane No. | Competitor, School                                  | Place | Time  |
|----------|---|-------|-------|
| 1        | 181 Dan O'Brien (Sr.)<br>Franklin Grove (F.-Center) | _____ | _____ |
| 2        | 360 Mike Benton (Sr.)<br>Heyworth                   | _____ | _____ |
| 3        | 113 Mark Priar (Jr.)<br>Plano                       | _____ | _____ |
| 4        | 7 Kevin Howerton (Sr.)<br>Cartersville              | _____ | _____ |
| 5        | 376 Paul Wirth (Sr.)<br>Aurora (Central Catholic)   | _____ | _____ |
| 6        | 286 Dee Pickens (Jr.)<br>St. Anne                   | _____ | _____ |
| 7        | 186 Rob Stuntz (Jr.)<br>Marengo                     | _____ | _____ |
| 8        | 648 Mike Dragovitch (Sr.)<br>Mt. Olive              | _____ | _____ |

### HEAT NO. 3

| Lane No. | Competitor, School                               | Place | Time  |
|----------|--|-------|-------|
| 1        | 259 Phil Black (So.)<br>Chatsworth               | _____ | _____ |
| 2        | 521 Rick Kellum (Jr.)<br>Monmouth (H.S.)         | _____ | _____ |
| 3        | 324 Roger Dieker (Sr.)<br>Payson (Seymour)       | _____ | _____ |
| 4        | 381 Paul Smith (Sr.)<br>Chicago (Luther South)   | _____ | _____ |
| 5        | 425 Carl Evans (Sr.)<br>Anna (A.-Jonesboro)      | _____ | _____ |
| 6        | 60 Jim Anderson (Sr.)<br>Kewanee (Wethersfield)  | _____ | _____ |
| 7        | 156 Steve Immke (Sr.)<br>St. Joseph (S.J.-Ogden) | _____ | _____ |
| 8        | 316 Garrett Ginglen (Sr.)<br>Lewistown           | _____ | _____ |

### HEAT NO. 4

| Lane No. | Competitor, School                                   | Place | Time  |
|----------|--|-------|-------|
| 1        | 351 Brent Staley (So.)<br>Eureka                     | _____ | _____ |
| 2        | 252 Tim Michel (Sr.)<br>Vandalia                     | _____ | _____ |
| 3        | 31 Paul Turrentine (Jr.)<br>Norris City (N.C.-Omaha) | _____ | _____ |
| 4        | 591 Ron Gossard (Sr.)<br>Fulton                      | _____ | _____ |
| 5        | 549 John McCarthy (Sr.)<br>Buffalo (Tri-City)        | _____ | _____ |
| 6        | 119 Mike Terry (Sr.)<br>Sandwich                     | _____ | _____ |
| 7        | 469 Val Messier (Jr.)<br>Herscher                    | _____ | _____ |
| 8        | 137 Nathan Brigham (Sr.)<br>Georgetown               | _____ | _____ |

# 110-Meter High Hurdles

## Boys Class AA Competitors By Heat

(Boys Class AA Competitors Wear Numbers on Blue.)

(Note: Top 4 times each heat qualify for Semifinals.)

(Note: Top 2 times each Semifinal heat qualify for Finals.)

| HEAT NO. 1 |  |       |       | HEAT NO. 2 |  |       |       |
|------------|--|-------|-------|------------|--|-------|-------|
| Lane No.   | Competitor, School                                     | Place | Time  | Lane No.   | Competitor, School   | Place | Time  |
| 1          | 602 Glenn Brown (Sr.)<br>Chicago (St. Ignatius)        | _____ | _____ | 1          | 204 Greg Morrison (Jr.)<br>Moline                          | _____ | _____ |
| 2          | 776 Ron Simpson (Sr.)<br>Waukegan (East)               | _____ | _____ | 2          | 681 Andre Sims (Sr.)<br>Crete (C.-Monee)                   | _____ | _____ |
| 3          | 847 Frank Baker (Sr.)<br>Chicago (Phillips)            | _____ | _____ | 3          | 36 Paul Culley (Jr.)<br>East St. Louis (Sr.)               | _____ | _____ |
| 4          | 19 Barry Malloyd (Sr.)<br>East St. Louis (Lincoln)     | _____ | _____ | 4          | 8 Lorenzo Smith (Jr.)<br>Cahokia                           | _____ | _____ |
| 5          | 276 Jeff Clay (Sr.)<br>Springfield (Lanphier)          | _____ | _____ | 5          | 65 Rob Lathrop (Jr.)<br>Aurora (West)                      | _____ | _____ |
| 6          | 676 Ernest Burr (Jr.)<br>Chicago Heights (Bloom Trail) | _____ | _____ | 6          | 861 Michael Smith (Sr.)<br>Chicago (Kenwood)               | _____ | _____ |
| 7          | 569 Mike Weber (Sr.)<br>Chicago (Mt. Carmel)           | _____ | _____ | 7          | 493 Larry Young (Jr.)<br>Evanston (Twp.)                   | _____ | _____ |
| 8          |  | _____ | _____ | 8          |  | _____ | _____ |
| HEAT NO. 3 |  |       |       | HEAT NO. 4 |  |       |       |
| Lane No.   | Competitor, School                                     | Place | Time  | Lane No.   | Competitor, School   | Place | Time  |
| 1          | 301 Marty Flournoy (Sr.)<br>DeKalb                     | _____ | _____ | 1          | 417 Conrad Lee (So.)<br>Decatur (MacArthur)                | _____ | _____ |
| 2          | 865 Darrell Dunham (Jr.)<br>Chicago (Young)            | _____ | _____ | 2          | 712 Larry Dodd (Sr.)<br>Olympia Fields (Rich Central)      | _____ | _____ |
| 3          | 264 Ray Barnett (Sr.)<br>Peoria (Richwoods)            | _____ | _____ | 3          | 796 Calvin Whitney (Sr.)<br>Chicago (Collins)              | _____ | _____ |
| 4          | 676 Ernest Burr (Jr.)<br>Chicago Hts. (Bloom Trail)    | _____ | _____ | 4          | 300 Tom Boge (Sr.)<br>Crystal Lake (South)                 | _____ | _____ |
| 5          | 153 Roy Sparks (Sr.)<br>Villa Park (Willowbrook)       | _____ | _____ | 5          | 415 Denny Hall (Sr.)<br>Decatur (Lakeview)                 | _____ | _____ |
| 6          | 42 Rod McMullen (So.)<br>Edwardsville (Sr.)            | _____ | _____ | 6          | 673 Clifton Franklin (Jr.)<br>Oak Park (O.P.-River Forest) | _____ | _____ |
| 7          | 361 Bill Gubbie (Sr.)<br>Mt. Prospect (Prospect)       | _____ | _____ | 7          | 566 Charles Dunn (Sr.)<br>Chicago (Mendel)                 | _____ | _____ |
| 8          |  | _____ | _____ | 8          |  | _____ | _____ |
| HEAT NO. 5 |  |       |       | HEAT NO. 6 |  |       |       |
| Lane No.   | Competitor, School                                     | Place | Time  | Lane No.   | Competitor, School   | Place | Time  |
| 1          | 451 Scott Ruddell (Sr.)<br>Charleston                  | _____ | _____ | 1          |  | _____ | _____ |
| 2          | 379 Bill Henning (Sr.)<br>Rolling Meadows (H.S.)       | _____ | _____ | 2          | 446 Mark Riechman (Sr.)<br>Centralia                       | _____ | _____ |
| 3          | 66 Ronnell Smith (So.)<br>Aurora (West)                | _____ | _____ | 3          | 838 Derrick Austin (Jr.)<br>Chicago (Tilden)               | _____ | _____ |
| 4          | 694 John Elliott (Jr.)<br>Kankakee (Westview)          | _____ | _____ | 4          | 760 Richard Ellis (Sr.)<br>North Chicago                   | _____ | _____ |
| 5          | 754 Dave Wilson (Sr.)<br>Mundelein (H.S.)              | _____ | _____ | 5          | 84 Barry Williams (Sr.)<br>Joliet (Central)                | _____ | _____ |
| 6          | 140 John Conversa (Sr.)<br>Lombard (Montini)           | _____ | _____ | 6          | 21 Darwin Rencher (Jr.)<br>East St. Louis (Lincoln)        | _____ | _____ |
| 7          | 225 Greg Dietz (Jr.)<br>Sterling (H.S.)                | _____ | _____ | 7          | 492 Lamont Frazier (So.)<br>Evanston (Twp.)                | _____ | _____ |
| 8          |  | _____ | _____ | 8          |  | _____ | _____ |



# 100-METER DASH

## All-Time Class AA



**ELLIOTT HANNA**  
North Chicago

## All-Time Class AA




**DARRYL CANADY**  
Chicago (St. Ignatius)

## All-Time Class AA

Picture  
Unavailable


**STEVEN TURNER**  
Chicago (Lindblom)

## Class A



**BILL HATFIELD**  
Freeburg

## Class A



**STEVE BUCHHOLZ**  
Paxton

**How To Score The Finals**  
Final Place 1st 2nd 3rd 4th 5th 6th 7th 8th  
Team Points 10 8 6 5 4 3 2 1

## Metric Records

- Prep—** :10.2 by Roderick Brian Richardson, Shreveport (Fair Park), La., 1980  
**Class A—** :11.0 by Bill Hatfield, Freeburg, 1980 (Semis) (:10.92)  
 :11.0 by Steve Buchholz, Paxton, 1980 (Finals) (:10.97)  
**Class AA—** :10.6 by Elliott Hanna, North Chicago, 1981 (Prelims)  
 :10.6 by Darryl Canady, Chicago (St. Ignatius), 1980 (Finals)  
 :10.6 by Steven Turner, Chicago (Lindblom), 1980 (Semis)  
**IHSA—** :10.6 by Elliott Hanna, North Chicago, 1981 (Prelims)  
 :10.6 by Darryl Canady, Chicago (St. Ignatius), 1980 (Finals)  
 :10.6 by Steven Turner, Chicago (Lindblom), 1980 (Finals)

### Class A District Bests

- :10.7 Rodney Harris (So.) Chicago (Providence-St. Mel)
- :10.7 Thomas Trice (Jr.) Chicago (Providence-St. Mel)
- :10.7 Pete Rocco (Sr.) Elmhurst (Timothy Christian)
- :10.8 Britt Cefarone (Sr.) Geneva
- :10.9 Joe Henderson (Fr.) Chicago (Leo)
- :11.0 Armone Mathews (Jr.) Cairo
- :11.0 Todd Williams (Sr.) Mazon (M.-Verona-Kinsman)
- :11.0 Ron Hutchcraft (Sr.) West Frankfort (Frankfort)
- :11.0 Jeff Grove (Jr.) Lawrenceville
- :11.0 Carl Childs (Sr.) St. Anne

### Class AA District Bests

- :10.5 Kelly Reed (Jr.) Chicago (Kenwood)
- :10.5 Elmo Portee (Sr.) Chicago (Dunbar)
- :10.6 Al Lawson (So.) Decatur (MacArthur)
- :10.6 Elliot Hanna (Sr.) North Chicago
- :10.6 Phil Jones (Jr.) Chicago (Tilden)
- :10.6 Darryl Hampton (Jr.) Chicago (Dunbar)
- :10.7 David Neal (Jr.) Chicago Heights (Bloom Trail)
- :10.7 Lorenzo Patterson (Sr.) Springfield (Southeast)
- :10.7 Mike Nelson (Sr.) Park Forest (Rich East) (Scratched)
- :10.7 Greg Richards (Jr.) Olympia Fields (Rich Central)

### Event Data

|                          | Class A | Class AA |
|--------------------------|---------|----------|
| Total Qualifiers         | 35      | 42       |
| Total Regular Qualifiers | 32      | 32       |
| Total Extra Qualifiers   | 3       | 10       |
| No. of Heats             | 6       | 6        |

## Boys Class A Competitors By Heat

(Boys Class A Competitors Wear Numbers on White.)

(Note: Top 4 times each heat qualify for Semifinals.)

(Note: Top 2 times each Semifinal heat qualify for Finals.)

### HEAT NO. 1

| Lane No. | Competitor, School                                      | Place | Time  |
|----------|---|-------|-------|
| 1        |   | _____ | _____ |
| 2        | 104 Steve Chasten (Sr.)<br>Minooka                      | _____ | _____ |
| 3        | 556 Todd Rotz (Sr.)<br>Niantic (N.-Harristown)          | _____ | _____ |
| 4        | 542 Mike Stevenson (Jr.)<br>Roseville                   | _____ | _____ |
| 5        | 382 Rodney Harris (So.)<br>Chicago (Providence-St. Mel) | _____ | _____ |
| 6        | 176 Troy Piper (Sr.)<br>Durand                          | _____ | _____ |
| 7        |   | _____ | _____ |
| 8        |   | _____ | _____ |

### HEAT NO. 2

| Lane No. | Competitor, School                                     | Place | Time  |
|----------|--|-------|-------|
| 1        |  | _____ | _____ |
| 2        | 291 Tim Duax (Sr.)<br>Watseka                          | _____ | _____ |
| 3        | 578 Tony Roth (Sr.)<br>Stonington                      | _____ | _____ |
| 4        | 383 Thomas Trice (Jr.)<br>Chicago (Providence-St. Mel) | _____ | _____ |
| 5        | 359 Scott Miller (Jr.)<br>Hartsburg (H.-Emden)         | _____ | _____ |
| 6        | 431 Eric Childs (Fr.)<br>Cairo                         | _____ | _____ |
| 7        | 299 Tim Deming (Jr.)<br>Camp Point (Central)           | _____ | _____ |
| 8        |  | _____ | _____ |

### HEAT NO. 3

| Lane No. | Competitor, School                                   | Place | Time  |
|----------|--|-------|-------|
| 1        |  | _____ | _____ |
| 2        | 48 Darren Cole (Sr.)<br>Buda (B.-Sheffield Western)  | _____ | _____ |
| 3        | 242 Jeff Seaney (Jr.)<br>Robinson                    | _____ | _____ |
| 4        | 285 Carl Childs (Sr.)<br>St. Anne                    | _____ | _____ |
| 5        | 389 Pete Rocco (Sr.)<br>Elmhurst (Timothy Christian) | _____ | _____ |
| 6        | 541 Skip Jacobson (So.)<br>Roseville                 | _____ | _____ |
| 7        | 130 Mark Mayer (Jr.)<br>Bement                       | _____ | _____ |
| 8        |  | _____ | _____ |

### HEAT NO. 4

| Lane No. | Competitor, School                                 | Place | Time  |
|----------|--|-------|-------|
| 1        |  | _____ | _____ |
| 2        | 187 Tim Lehman (Sr.)<br>Marengo                    | _____ | _____ |
| 3        | 25 Jeff Thomas (Sr.)<br>McLeansboro                | _____ | _____ |
| 4        | 394 Britt Cefarone (Sr.)<br>Geneva                 | _____ | _____ |
| 5        | 225 Jeff Grove (Jr.)<br>Lawrenceville              | _____ | _____ |
| 6        | 627 Brad Demuzio (Jr.)<br>Carlinville              | _____ | _____ |
| 7        | 323 Jeff Dunn (Jr.)<br>Mt. Sterling (Brown County) | _____ | _____ |
| 8        |  | _____ | _____ |

| HEAT NO. 5 |     |  |            |
|------------|-----|--|------------|
| Lane       | No. | Competitor, School                                 | Place Time |
| 1          |     |  | _____      |
| 2          | 643 | Mark Kellenberger (Sr.)<br>Litchfield              | _____      |
| 3          | 486 | Lou Johnson (Fr.)<br>New Lenox (Providence)        | _____      |
| 4          | 35  | Ron Hutchcraft (Sr.)<br>West Frankfort (Frankfort) | _____      |
| 5          | 379 | Joe Henderson (Fr.)<br>Chicago (Leo)               | _____      |
| 6          | 608 | Dave Toppert (Sr.)<br>Prophetstown                 | _____      |
| 7          | 147 | Rick Strack (Sr.)<br>Monticello                    | _____      |
| 8          |     |  | _____      |

| HEAT NO. 6 |     |   |            |
|------------|-----|---|------------|
| Lane       | No. | Competitor, School                                | Place Time |
| 1          |     |   | _____      |
| 2          | 78  | Tom Rhodes (Sr.)<br>Toulon                        | _____      |
| 3          | 618 | Dan Trancoso (Sr.)<br>Sterling (Newman)           | _____      |
| 4          | 432 | Arnone Mathews (Jr.)<br>Cairo                     | _____      |
| 5          | 484 | Todd Williams (Sr.)<br>Mazon (M.-Verona-Kinsman)  | _____      |
| 6          | 355 | Mike Hinton (Sr.)<br>Farmer City (F.C.-Mansfield) | _____      |
| 7          | 122 | Herb Knoblauch (Sr.)<br>Washburn (Lowpoint-W.)    | _____      |
| 8          |     |   | _____      |

## 100-Meter Dash Boys Class AA Competitors By Heat

(Boys Class AA Competitors Wear Numbers on Blue.)

(Note: Top 4 times each heat qualify for Semifinals.)

(Note: Top 2 times each Semifinal heat qualify for Finals.)

| HEAT NO. 1 |     |  |            |
|------------|-----|--|------------|
| Lane       | No. | Competitor, School                           | Place Time |
| 1          | 111 | Don Pouk (Sr)<br>Romeoville                  | _____      |
| 2          | 777 | Waldo Johnson (Sr)<br>Waukegan (East)        | _____      |
| 3          | 265 | Tim Blaylock (Sr)<br>Peoria (Richwoods)      | _____      |
| 4          | 525 | Spencer Cotton (So)<br>Wilmette (Loyola)     | _____      |
| 5          | 862 | Kelly Reed (Jr)<br>Chicago (Kenwood)         | _____      |
| 6          | 565 | Jim McGriff (Sr)<br>Chicago (Mendel)         | _____      |
| 7          | 343 | George Scott (So)<br>Carpentersville (Crown) | _____      |
| 8          |     |  | _____      |

| HEAT NO. 2 |     |  |            |
|------------|-----|--|------------|
| Lane       | No. | Competitor, School                           | Place Time |
| 1          | 666 | Andre Love (Fr)<br>Westchester (St. Joseph)  | _____      |
| 2          | 562 | Steve Tyson (Jr)<br>Chicago (Mendel)         | _____      |
| 3          | 206 | Ken Morrison (Jr)<br>Moline                  | _____      |
| 4          | 821 | Elmo Portee (Sr)<br>Chicago (Dunbar)         | _____      |
| 5          | 17  | Juan Brooks (So)<br>East St. Louis (Lincoln) | _____      |
| 6          | 255 | Kevin Armstrong (Sr)<br>Peoria (Manual)      | _____      |
| 7          | 376 | John Milano (Sr)<br>Rolling Meadows (H.S.)   | _____      |
| 8          |     |  | _____      |

| HEAT NO. 3 |     |  |            |
|------------|-----|--|------------|
| Lane       | No. | Competitor, School                           | Place Time |
| 1          | 120 | Pat Ferguson (Sr)<br>Elgin (Larkin)          | _____      |
| 2          | 463 | Randy Edmonson (Sr)<br>Marion (H.S.)         | _____      |
| 3          | 758 | Sam Graham (Sr)<br>North Chicago             | _____      |
| 4          | 866 | Carlton White (Sr)<br>Chicago (Westinghouse) | _____      |
| 5          | 418 | Al Lawson (So)<br>Decatur (MacArthur)        | _____      |
| 6          | 35  | Terrance Allen (Jr)<br>East St. Louis (Sr)   | _____      |
| 7          | 665 | Derrick Davis (Sr)<br>Summit (Argo)          | _____      |
| 8          |     |  | _____      |

| HEAT NO. 4 |     |   |            |
|------------|-----|---|------------|
| Lane       | No. | Competitor, School                                  | Place Time |
| 1          | 494 | Robert Davis (So)<br>Evanston (Twp.)                | _____      |
| 2          | 405 | Mike Herring (Sr)<br>Danville (H.S.)                | _____      |
| 3          | 550 | Albert Robinson (Sr)<br>Chicago (Hales Franciscan)  | _____      |
| 4          | 759 | Elliot Hanna (Sr)<br>North Chicago                  | _____      |
| 5          | 708 | Greg Richards (Jr)<br>Olympia Fields (Rich Central) | _____      |
| 6          | 18  | Earl McKinney (Jr)<br>East St. Louis (Lincoln)      | _____      |
| 7          | 187 | Tony Morrison (Sr)<br>Galesburg                     | _____      |
| 8          |     |   | _____      |

| HEAT NO. 5 |     |   |            |
|------------|-----|---|------------|
| Lane       | No. | Competitor, School                                | Place Time |
| 1          | 471 | Rob Murphy (Jr)<br>Mt. Vernon                     | _____      |
| 2          | 123 | Glynn Patterson (Sr)<br>Elgin (Larkin)            | _____      |
| 3          | 680 | Raymond Jackson (Sr)<br>Chicago Hts. (Bloom)      | _____      |
| 4          | 291 | Lorenzo Patterson (Sr)<br>Springfield (Southeast) | _____      |
| 5          | 835 | Phil Jones (Jr)<br>Chicago (Tilden)               | _____      |
| 6          | 749 | Sidney Baker (Sr)<br>Libertyville                 | _____      |
| 7          | 311 | Aric Akins (Sr)<br>McHenry (H.S.)                 | _____      |
| 8          |     |   | _____      |

| HEAT NO. 6 |     |  |            |
|------------|-----|--|------------|
| Lane       | No. | Competitor, School                               | Place Time |
| 1          |     |  | _____      |
| 2          | 95  | Ron Albrecht (Sr)<br>Lockport (Twp.)             | _____      |
| 3          | 257 | Marvin Porter (Sr)<br>Peoria (Manual)            | _____      |
| 4          | 823 | Darryl Hampton (Jr)<br>Chicago (Dunbar)          | _____      |
| 5          | 672 | David Neal (Jr)<br>Chicago Heights (Bloom Trail) | _____      |
| 6          | 43  | Gary White (Jr)<br>Edwardsville (Sr.)            | _____      |
| 7          | 302 | Curt Pardridge (Sr)<br>DeKalb                    | _____      |
| 8          |     |  | _____      |



# 800-METER RUN

**All-Time  
Class AA**

**Class A**



**DAVE AYOUB**  
Peoria (H.S.)



**RON ACKERMAN**  
Maple Park (Kaneland)

## Metric Records

**Prep—** 1:47.31 by Pete Richardson, Berkeley, Ca., 1981  
**Class A—** 1:53.3 by Ron Ackerman, Maple Park (Kaneland), 1975  
**Class AA—** 1:48.9 by Dave Ayoub, Peoria (H.S.), 1977 (Finals)  
**IHSA—** 1:48.9 by Dave Ayoub, Peoria (H.S.), 1977 (Finals)

**How To Score The Finals**

|             |     |     |     |     |     |     |     |     |
|-------------|-----|-----|-----|-----|-----|-----|-----|-----|
| Final Place | 1st | 2nd | 3rd | 4th | 5th | 6th | 7th | 8th |
| Team Points | 10  | 8   | 6   | 5   | 4   | 3   | 2   | 1   |

### Event Data

|                          | Class A | Class AA |
|--------------------------|---------|----------|
| Total Qualifiers         | 32      | 41       |
| Total Regular Qualifiers | 32      | 32       |
| Total Extra Qualifiers   | 0       | 9        |
| No. of Heats             | 2       | 3        |

### Class A District Bests

1:56.4 Curt Stiner (Sr.) Moweaqua  
 1:56.9 Scott Hutchinson (Sr.) Rochester  
 1:57.1 Darin Lee (Jr.) McLeansboro  
 1:57.1 Doug Okey (Sr.) Freeport (Aquin)  
 1:57.4 Doug Zimmer (Sr.) Delavan  
 1:57.9 Dan Davis (Jr.) Mt. Morris  
 1:58.1 Brent McLain (Jr.) Benton  
 1:58.5 Joe Miller (So.) Lena (L.-Winslow)  
 1:59.2 Jim Stone (Sr.) Normal (University)  
 1:59.7 Doug Brining (Jr.) Glasford (Illini Bluffs)

### Class AA District Bests

1:52.5 Jessie Wilson (Sr.) East St. Louis (Lincoln)  
 1:53.2 Mike Elliott (Sr.) Belvidere  
 1:53.2 Chuck Sherline (Sr.) Mattoon  
 1:53.9 Mark Jerger (Sr.) Elmhurst (York)  
 1:54.4 Ron Sager (Sr.) Olney (East Richland)  
 1:54.8 Robert Richmond (Sr.) Midlothian (Bremen)  
 1:55.2 Lance Davidson (Jr.) Collinsville  
 1:55.6 Greg Bennett (Jr.) Decatur (Eisenhower)  
 1:55.6 Curt Rothlisberger (Sr.) Park Ridge (Maine East)  
 1:55.6 Ron Hall (Sr.) Freeport (H.S.)

## Boys Class A Competitors By Heat

*(Boys Class A Competitors Wear Numbers on White.)*

**(Note: Top 12 times qualify for Finals.)**

| HEAT NO. 1 |   |       |       | HEAT NO. 2 |  |       |       |
|------------|---|-------|-------|------------|--|-------|-------|
| Alley No.  | Competitor, School                              | Place | Time  | Alley No.  | Competitor, School   | Place | Time  |
| 1-1        | 563 Curt Stiner (Sr.)<br>Moweaqua               | _____ | _____ | 1-1        | 575 Scott Hutchinson (Sr.)<br>Rochester                    | _____ | _____ |
| 1-2        | 366 Jim Stone (Sr.)<br>Normal (University)      | _____ | _____ | 1-2        | 518 Doug Brining (Jr.)<br>Glasford (Illini Bluffs)         | _____ | _____ |
| 1-3        | 400 John Nalley (Sr.)<br>Lisle (Sr.)            | _____ | _____ | 1-3        | 661 Lance Piper (Jr.)<br>White Hall (North Greene)         | _____ | _____ |
| 1-4        | 321 Mike Finlay (Jr.)<br>Mendon (Unity)         | _____ | _____ | 1-4        | 229 Kym Bond (Jr.)<br>Neoga                                | _____ | _____ |
| 2-1        | 27 Darin Lee (Jr.)<br>McLeansboro               | _____ | _____ | 2-1        | 182 Doug Okey (Sr.)<br>Freeport (Aquin)                    | _____ | _____ |
| 2-2        | 287 Scott Rattin (Sr.)<br>St. Anne              | _____ | _____ | 2-2        | 160 Cliff Like (Sr.)<br>Tolono (Unity)                     | _____ | _____ |
| 2-3        | 543 Brent Burg (So.)<br>Stronghurst (Southern)  | _____ | _____ | 2-3        | 609 Chris Voss (Jr.)<br>Prophetstown                       | _____ | _____ |
| 2-4        | 330 Larry Kissinger (So.)<br>Rushville          | _____ | _____ | 2-4        | 632 Rob Lippert (Sr.)<br>Carrollton                        | _____ | _____ |
| 3-1        | 342 Doug Zimmer (Sr.)<br>Delavan                | _____ | _____ | 3-1        | 193 Dan Davis (Jr.)<br>Mt. Morris                          | _____ | _____ |
| 3-2        | 216 Kinchel Doerner (Sr.)<br>Clay City          | _____ | _____ | 3-2        | 123 Kevin Garber (Sr.)<br>Washburn (Lowpoint-W.)           | _____ | _____ |
| 3-3        | 439 Jim Elder (Jr.)<br>Columbia                 | _____ | _____ | 3-3        | 107 Ed Sterling (So.)<br>Palos Heights (Chicago Christian) | _____ | _____ |
| 3-4        | 40 Tim Hultgren (Jr.)<br>Alledo                 | _____ | _____ | 3-4        | 481 Kevin Bohne (Jr.)<br>Manteno                           | _____ | _____ |
| 4-1        | 1 Brent McLain (Jr.)<br>Benton                  | _____ | _____ | 4-1        | 595 Joe Miller (So.)<br>Lena (L.-Winslow)                  | _____ | _____ |
| 4-2        | 82 Les Youngren (Sr.)<br>Woodhull (Alwood)      | _____ | _____ | 4-2        | 491 Dave Lindsey (Sr.)<br>Pontiac                          | _____ | _____ |
| 4-3        | 169 Peter Hanratty (Sr.)<br>Urbana (University) | _____ | _____ | 4-3        | 401 Peter Horst (Sr.)<br>Lisle (Sr.)                       | _____ | _____ |
| 4-4        | 447 Jim Edison (So.)<br>Lebanon                 | _____ | _____ | 4-4        | 262 Mike Fuelling (Sr.)<br>Donovan                         | _____ | _____ |



# 800-Meter Run

## Boys Class AA Competitors By Heat

(Boys Class AA Competitors Wear Numbers on Blue.)

(Note: Top 12 times qualify for Finals.)

| HEAT NO. 1 |   |       |       |  | HEAT NO. 2 |   |       |       |
|------------|---|-------|-------|--|------------|---|-------|-------|
| Alley No.  | Competitor, School                                | Place | Time  |  | Alley No.  | Competitor, School                              | Place | Time  |
| 1-1 16     | Jessie Wilson (Sr.)<br>East St. Louis (Lincoln)   | _____ | _____ |  | 1-1 294    | Mike Elliott (Sr.)<br>Belvidere                 | _____ | _____ |
| 1-2 242    | Dan Sullivan (Sr.)<br>Pekin                       | _____ | _____ |  | 1-2 178    | Tom Krieger (Sr.)<br>Canton                     | _____ | _____ |
| 1-3 424    | Andy Knieriery (Sr.)<br>Normal (Community)        | _____ | _____ |  | 1-3 188    | Pat Smith (Jr.)<br>Geneseo (Darnall)            | _____ | _____ |
| 2-1 623    | Mark Jerger (Sr.)<br>Elmhurst (York)              | _____ | _____ |  | 2-1 480    | Ron Sager (Sr.)<br>Olney (East Richland)        | _____ | _____ |
| 2-2 536    | Bernard Wallace (Sr.)<br>Blue Island (Eisenhower) | _____ | _____ |  | 2-2 31     | Beryl Shegog (Sr.)<br>East St. Louis (Sr.)      | _____ | _____ |
| 2-3 629    | Lou Cassero (Sr.)<br>Franklin Park (Leyden)       | _____ | _____ |  | 2-3 593    | Mario Santos (Sr.)<br>South Holland (Thornwood) | _____ | _____ |
| 3-1 12     | Lance Davidson (Jr.)<br>Collinsville              | _____ | _____ |  | 3-1 414    | Greg Bennett (Jr.)<br>Decatur (Eisenhower)      | _____ | _____ |
| 3-2 106    | Dan Siwinski (Sr.)<br>New Lenox (Lincoln-Way)     | _____ | _____ |  | 3-2 503    | Jeff Pittges (Sr.)<br>Niles (Notre Dame)        | _____ | _____ |
| 3-3 372    | Greg Nowacki (Sr.)<br>Palatine (H.S.)             | _____ | _____ |  | 3-3 78     | Tim Moyar (Jr.)<br>Downers Grove (South)        | _____ | _____ |
| 3-4 118    | Robert Spann (So.)<br>Elgin (H.S.)                | _____ | _____ |  | 3-4 788    | Ray Perry (Sr.)<br>Chicago (Collins)            | _____ | _____ |
| 4-1 307    | Ron Hall (Sr.)<br>Freeport (H.S.)                 | _____ | _____ |  | 4-1 346    | Chris Cox (Jr.)<br>Elk Grove Village (E.G.)     | _____ | _____ |
| 4-2 778    | Wayne Norman (Sr.)<br>Waukegan (East)             | _____ | _____ |  | 4-2 50     | Brad Carroll (Sr.)<br>O'Fallon                  | _____ | _____ |
| 4-3 853    | Lee Broomfield (Sr.)<br>Chicago (Fenger)          | _____ | _____ |  | 4-3 768    | Scott McCoy (Sr.)<br>Prairie View (Stevenson)   | _____ | _____ |
| 4-4 870    | Willie Brown (Jr.)<br>Chicago (Robeson)           | _____ | _____ |  | 4-4 857    | Phil Lark (Sr.)<br>Chicago (Taft)               | _____ | _____ |

### HEAT NO. 3

| Alley No. | Competitor, School                                  | Place | Time  |
|-----------|---|-------|-------|
| 1-1 467   | Chuck Sherline (Sr.)<br>Mattoon                     | _____ | _____ |
| 1-2 360   | Dan Boyles (Sr.)<br>Mt. Prospect (Prospect)         | _____ | _____ |
| 1-3 72    | Ed Harkins (Jr.)<br>Bolingbrook                     | _____ | _____ |
| 2-1 702   | Robert Richmond (Sr.)<br>Midlothian (Bremen)        | _____ | _____ |
| 2-2 641   | Pete Hamman (Sr.)<br>Hinsdale (Central)             | _____ | _____ |
| 2-3 215   | Kevin Soeken (Jr.)<br>Rock Island (H.S.)            | _____ | _____ |
| 3-1 510   | Curt Rothlisberger (Sr.)<br>Park Ridge (Maine East) | _____ | _____ |
| 3-2 537   | Dan Baldauf (Sr.)<br>Blue Island (Eisenhower)       | _____ | _____ |
| 3-3 390   | Greg Robinson (Sr.)<br>Wheeling                     | _____ | _____ |
| 4-1 546   | Eric Coleman (Sr.)<br>Chicago (DeLaSalle)           | _____ | _____ |
| 4-2 239   | Joel Waldinger (Sr.)<br>East Peoria                 | _____ | _____ |
| 4-3 144   | Gregg Orland (Sr.)<br>St. Charles (H.S.)            | _____ | _____ |
| 4-4 713   | Eric Camplin (Sr.)<br>Olympia Fields (Rich Central) | _____ | _____ |



# 800-METER RELAY

**How To Score The Finals**  
 Final Place 1st 2nd 3rd 4th 5th 6th 7th 8th  
 Team Points 10 8 6 5 4 3 2 1

### Event Data

|                          | Class A | Class AA |
|--------------------------|---------|----------|
| Total Qualifiers         | 32      | 52       |
| Total Regular Qualifiers | 32      | 32       |
| Total Extra Qualifiers   | 0       | 20       |
| No. of Heats             | 4       | 7        |

### All-Time Class AA



**EAST ST. LOUIS (SR.)**  
 (Stanley Braggs, Lamar Pickett, Richard Townsend, Marvin Edmonds)

### Class A



**MELROSE PARK (WALTHER LUTHERAN)**  
 (Frank Moss, Don Samuel, Brian Hannemann, Pat Powe)

## Metric Records

- Prep—** 1:24.9 by Lake Charles (H.S.), La., (Efrem Davis, Clarence Gray, Jr., Ronald Hayes, Orlando McDaniel), 1978.
- Class A—** 1:29.8 by Melrose Park (Walther Lutheran) (Frank Moss, Don Samuel, Brian Hannemann, Pat Powe), 1980 (Finals)
- Class AA—** 1:25.7 by East St. Louis (Sr.) (Stanley Braggs, Lamar Pickett, Richard Townsend, Marvin Edmonds), 1975.
- IHSA—** 1:25.7 by East St. Louis (Sr.) (Stanley Braggs, Lamar Pickett, Richard Townsend, Marvin Edmonds), 1975.

### Class A District Bests

- 1:30.5 Cairo
- 1:30.9 West Frankfort (Frankfort)
- 1:31.4 Chicago (Providence-St. Mel)
- 1:31.5 St. Anne
- 1:31.6 Tuscola
- 1:31.7 Sterling (Newman)
- 1:31.9 DuQuoin
- 1:32.1 Fulton
- 1:32.5 Ashton
- 1:32.6 Freeburg

### Class AA District Bests

- 1:27.9 East St. Louis (Sr.)
- 1:27.9 Peoria (Manual)
- 1:27.9 East St. Louis (Lincoln)
- 1:28.2 North Chicago
- 1:28.3 Park Forest (Rich East)
- 1:28.5 Alton (Sr.)
- 1:28.8 Chicago Hts. (Bloom Trail)
- 1:28.9 Maywood (Proviso East)
- 1:29.2 Olympia Fields (Rich Central)

## Boys Class A Competitors By Heat

(Boys Class A Competitors Wear Numbers on White.)

(Note: Top 8 times qualify for Finals.)

### HEAT NO. 1

| Lane | School                | Place | Time  |
|------|-----------------------|-------|-------|
| 1    | Henry (H.-Senachwine) | _____ | _____ |
| 2    | Roseville             | _____ | _____ |
| 3    | Ashton                | _____ | _____ |
| 4    | Cairo                 | _____ | _____ |
| 5    | Tuscola               | _____ | _____ |
| 6    | Marengo               | _____ | _____ |
| 7    | Jacksonville (I.S.D)  | _____ | _____ |
| 8    | Farmington (F.East)   | _____ | _____ |

### HEAT NO. 2

| Lane | School                     | Place | Time  |
|------|----------------------------|-------|-------|
| 1    | Robinson                   | _____ | _____ |
| 2    | Minooka                    | _____ | _____ |
| 3    | Freeburg                   | _____ | _____ |
| 4    | West Frankfort (Frankfort) | _____ | _____ |
| 5    | Sterling (Newman)          | _____ | _____ |
| 6    | Monticello                 | _____ | _____ |
| 7    | Watseka                    | _____ | _____ |
| 8    | Orion                      | _____ | _____ |

### HEAT NO. 3

| Lane | School                          | Place | Time  |
|------|---------------------------------|-------|-------|
| 1    | Lewistown                       | _____ | _____ |
| 2    | Heyworth                        | _____ | _____ |
| 3    | Buda (B.-Sheffield-Western)     | _____ | _____ |
| 4    | Chicago (Providence-St. Mel)    | _____ | _____ |
| 5    | DuQuoin                         | _____ | _____ |
| 6    | Melrose Park (Walther Lutheran) | _____ | _____ |
| 7    | Niantic (N.-Harristown)         | _____ | _____ |
| 8    | New Lenox (Providence)          | _____ | _____ |

### HEAT NO. 4

| Lane | School                       | Place | Time  |
|------|------------------------------|-------|-------|
| 1    | Pontiac                      | _____ | _____ |
| 2    | Moweaqua                     | _____ | _____ |
| 3    | White Hall (North Greene)    | _____ | _____ |
| 4    | St. Anne                     | _____ | _____ |
| 5    | Fulton                       | _____ | _____ |
| 6    | Farmer City (F.C.-Mansfield) | _____ | _____ |
| 7    | Hamilton                     | _____ | _____ |
| 8    | Neoga                        | _____ | _____ |

# 800-Meter Relay Boys Class AA Competitors By Heat

(Boys Class AA Competitors Wear Numbers on Blue.)

HEAT NO. 1

(Note: Top 8 times qualify for Finals.)

HEAT NO. 2

| Lane | School                  | Place | Time  |
|------|-------------------------|-------|-------|
| 1    | Chicago (Lane)          | _____ | _____ |
| 2    | Springfield (Lanphier)  | _____ | _____ |
| 3    | Wilmette (Loyola)       | _____ | _____ |
| 4    | East St. Louis (Sr.)    | _____ | _____ |
| 5    | Maywood (Proviso East)  | _____ | _____ |
| 6    | Lombard (Glenbard East) | _____ | _____ |
| 7    | Peoria (H.S.)           | _____ | _____ |
| 8    | Downers Grove (North)   | _____ | _____ |

HEAT NO. 3

| Lane | School                    | Place | Time  |
|------|---------------------------|-------|-------|
| 1    | Libertyville              | _____ | _____ |
| 2    | Chicago (Westinghouse)    | _____ | _____ |
| 3    | Hillside (Proviso West)   | _____ | _____ |
| 4    | East St. Louis (Lincoln)  | _____ | _____ |
| 5    | Moline                    | _____ | _____ |
| 6    | South Holland (Thornwood) | _____ | _____ |
| 7    | Wheaton (North)           | _____ | _____ |
| 8    | Hoffman Estates (H.S.)    | _____ | _____ |

HEAT NO. 5

| Lane | School                  | Place | Time  |
|------|-------------------------|-------|-------|
| 1    | Rockford (Jefferson)    | _____ | _____ |
| 2    | Chillicothe (IVC)       | _____ | _____ |
| 3    | Rock Island (H.S.)      | _____ | _____ |
| 4    | Park Forest (Rich East) | _____ | _____ |
| 5    | Elmhurst (York)         | _____ | _____ |
| 6    | Dolton (Thornridge)     | _____ | _____ |
| 7    | Edwardsville (Sr.)      | _____ | _____ |

HEAT NO. 7

| Lane | School                        | Place | Time  |
|------|-------------------------------|-------|-------|
| 1    | Mt. Prospect (Prospect)       | _____ | _____ |
| 2    | Chicago (Collins)             | _____ | _____ |
| 3    | Winnetka (New Trier)          | _____ | _____ |
| 4    | Chicago Heights (Bloom Trail) | _____ | _____ |
| 5    | Sterling (H.S.)               | _____ | _____ |
| 6    | Mt. Vernon                    | _____ | _____ |
| 7    | Chicago (Dunbar)              | _____ | _____ |

| Lane | School                        | Place | Time  |
|------|-------------------------------|-------|-------|
| 1    | Chicago (Robeson)             | _____ | _____ |
| 2    | Aurora (East)                 | _____ | _____ |
| 3    | Marion (H.S.)                 | _____ | _____ |
| 4    | Peoria (Manual)               | _____ | _____ |
| 5    | Olympia Fields (Rich Central) | _____ | _____ |
| 6    | Cahokia                       | _____ | _____ |
| 7    | Danville (H.S.)               | _____ | _____ |
| 8    | St. Charles (H.S.)            | _____ | _____ |

HEAT NO. 4

| Lane | School                 | Place | Time  |
|------|------------------------|-------|-------|
| 1    | Urbana (H.S.)          | _____ | _____ |
| 2    | Chicago (Phillips)     | _____ | _____ |
| 3    | Lockport (Twp.)        | _____ | _____ |
| 4    | North Chicago          | _____ | _____ |
| 5    | Chicago (St. Ignatius) | _____ | _____ |
| 6    | Chicago (Marist)       | _____ | _____ |
| 7    | Macomb                 | _____ | _____ |

HEAT NO. 6

| Lane | School              | Place | Time  |
|------|---------------------|-------|-------|
| 1    | Rantoul             | _____ | _____ |
| 2    | Kankakee (Westview) | _____ | _____ |
| 3    | Elgin (H.S.)        | _____ | _____ |
| 4    | Alton (Sr.)         | _____ | _____ |
| 5    | Waukegan (East)     | _____ | _____ |
| 6    | Wheaton (Central)   | _____ | _____ |
| 7    | DeKalb              | _____ | _____ |

## Meet the



## Administrative Staff



**LAVERIE L. ASTROTH**  
Executive Secretary



**CHARLENE BREMBERG**  
Asst. Exec. Secretary



**OLA BUNDY**  
Asst. Exec. Secretary



**JIM FLYNN**  
Asst. Exec. Secretary



**DON ROBINSON**  
Asst. Exec. Secretary



**DAVE FRY**  
Associate Exec. Secretary



# 400-METER DASH

**How To Score The Finals**  
**Final Place 1st 2nd 3rd 4th 5th 6th 7th 8th**  
**Team Points 10 8 6 5 4 3 2 1**

## All-Time Class AA

## Class A



**MICHAEL WADE**  
North Chicago



**MARK CLAYPOOL**  
Maple Park (Kaneland)

## Metric Records

**Prep—** :45.5 by Anthony Raye Ketchum, Needville (H.S.), Tex., 1981  
**Class A—** :47.2 by Mark Claypool, Maple Park (Kaneland), 1977 (Finals)  
**Class AA—** :47.1 by Michael Wade, North Chicago, 1980 (Finals)  
**IHSA—** :47.1 by Michael Wade, North Chicago, 1980 (Finals)

### Event Data

|                          | Class A | Class AA |
|--------------------------|---------|----------|
| Total Qualifiers         | 32      | 41       |
| Total Regular Qualifiers | 32      | 32       |
| Total Extra Qualifiers   | 0       | 9        |
| No. of Heats             | 4       | 6        |

### Class A District Bests

:48.8 Ben Bishop (So.) Litchfield  
 :49.3 Dan Christensen (Sr.) Pittsfield  
 :50.0 Mark Smith (Jr.) Tuscola  
 :50.2 Jeff Rodgers (Sr.) Granville (Putnam County)  
 :50.3 Dave Bullock (Sr.) Savanna  
 :50.4 Jeff Corey (Jr.) Benton  
 :50.4 Pete Rocco (Sr.) Elmhurst (Timothy Christian)  
 :50.4 Troy Piper (Sr.) Durand  
 :50.4 Tim Duax (Sr.) Watseka

### Class AA District Bests

:47.5 Sherman Arnold (Jr.) Chicago (Fenger)  
 :48.1 Bob Mull (Sr.) Lake Zurich  
 :48.4 Perry Robinson (Sr.) Lockport (Twp.)  
 :48.6 Harlan South (Fr.) Midlothian (Bremen)  
 :48.6 Aaron Swopes (Jr.) North Chicago  
 :48.7 Mike Herring (Sr.) Danville (H.S.)  
 :48.9 Greg Hennessy (Sr.) Chicago (Brother Rice)  
 :48.9 Eric Minor (Sr.) Champaign (Centennial)  
 :49.1 Vincent Welch (Sr.) Chicago Heights (Bloom Trail)  
 :49.1 Todd Oliver (Sr.) Champaign (Central)

## Boys Class A Competitors By Heat

*(Boys Class A Competitors Wear Numbers on White.)*

**(Note: Top 8 times qualify for Finals.)**

### HEAT NO. 1

| Lane No. | Competitor, School                  | Place | Time  |
|----------|-------------------------------------|-------|-------|
| 1 46     | Marty Thompson (Jr.)<br>Annawan     | _____ | _____ |
| 2 132    | Paul Nation (So.)<br>Bethany        | _____ | _____ |
| 3 291    | Tim Duax (Sr.)<br>Watsseka          | _____ | _____ |
| 4 644    | Ben Bishop (So.)<br>Litchfield      | _____ | _____ |
| 5 613    | Dave Bullock (Sr.)<br>Savanna       | _____ | _____ |
| 6 448    | Demetrius Price (Sr.)<br>Lebanon    | _____ | _____ |
| 7 482    | Brian Stauffenberg (So.)<br>Manteno | _____ | _____ |
| 8 365    | Jay Onken (So.)<br>Mason City       | _____ | _____ |

### HEAT NO. 2

| Lane No. | Competitor, School                             | Place | Time  |
|----------|--|-------|-------|
| 1 303    | Jeff Hills (Jr.)<br>Carthage (Hancock Central) | _____ | _____ |
| 2 394    | Britt Cefarone (Sr.)<br>Geneva                 | _____ | _____ |
| 3 342    | Doug Zimmer (Sr.)<br>Delavan                   | _____ | _____ |
| 4 653    | Dan Christensen (Sr.)<br>Pittsfield            | _____ | _____ |
| 5 2      | Jeff Corey (Jr.)<br>Benton                     | _____ | _____ |
| 6 574    | Jim Giganti (Sr.)<br>Rochester                 | _____ | _____ |
| 7 111    | Richard Perkins (Jr.)<br>Peru (St. Bede)       | _____ | _____ |
| 8 266    | Chuck Hendricks (Sr.)<br>Gibson City           | _____ | _____ |

### HEAT NO. 3

| Lane No. | Competitor, School                      | Place | Time  |
|----------|---|-------|-------|
| 1 577    | Drew Woodruff (Sr.)<br>Shelbyville      | _____ | _____ |
| 2 450    | Charles Fuller (Jr.)<br>Madison         | _____ | _____ |
| 3 528    | Jim Rowley (So.)<br>Monmouth (Yorkwood) | _____ | _____ |
| 4 164    | Mark Smith (Jr.)<br>Tuscola             | _____ | _____ |
| 5 176    | Troy Piper (Sr.)<br>Durand              | _____ | _____ |
| 6 621    | Pat Perino (Sr.)<br>Walnut              | _____ | _____ |
| 7 70     | Mike Elsbury (Sr.)<br>Sherrard          | _____ | _____ |
| 8 245    | Tony Treadway (Sr.)<br>Robinson         | _____ | _____ |

### HEAT NO. 4

| Lane No. | Competitor, School                                 | Place | Time  |
|----------|--|-------|-------|
| 1 477    | Bart Zandstra (Sr.)<br>Lansing (Illiana Christian) | _____ | _____ |
| 2 224    | Gordon Johnson (Sr.)<br>Greenville                 | _____ | _____ |
| 3 504    | Todd Thompson (Sr.)<br>Abingdon                    | _____ | _____ |
| 4 88     | Jeff Rodgers (Sr.)<br>Granville (Putnam County)    | _____ | _____ |
| 5 389    | Pete Rocco (Sr.)<br>Elmhurst (Timothy Christian)   | _____ | _____ |
| 6 20     | Marty Coker (Jr.)<br>Eldorado                      | _____ | _____ |
| 7 199    | Scott Johnson (So.)<br>Poplar Grove (North Boone)  | _____ | _____ |
| 8 311    | John Lawson (Jr.)<br>Hamilton                      | _____ | _____ |

# 400-Meter Dash

## Boys Class AA Competitors By Heat

(Boys Class AA Competitors Wear Numbers on Blue.)

(Note: Top 8 times qualify for Finals.)

### HEAT NO. 1

| Lane No. | Competitor, School                               | Place | Time  |
|----------|--|-------|-------|
| 1 309    | Jeff Schoonmaker (So.)<br>Loves Park (Harlem)    | _____ | _____ |
| 2 731    | Mark Agbayani (Jr.)<br>Richton Park (Rich South) | _____ | _____ |
| 3 344    | Keith Weber (Sr.)<br>Cary (C.-Grove)             | _____ | _____ |
| 4 852    | Sherman Arnold (Jr.)<br>Chicago (Fenger)         | _____ | _____ |
| 5 542    | Greg Hennessy (Sr.)<br>Chicago (Brother Rice)    | _____ | _____ |
| 6 476    | Leland Sherrill (Sr.)<br>Murphysboro             | _____ | _____ |
| 7 218    | Ed Branigan (Jr.)<br>Rock Island (H.S.)          | _____ | _____ |
| 8        |  | _____ | _____ |

### HEAT NO. 2

| Lane No. | Competitor, School                              | Place | Time  |
|----------|---|-------|-------|
| 1 112    | Frank DeLuca (Sr.)<br>Addison (A.-Trail)        | _____ | _____ |
| 2 683    | Sean Banks (So.)<br>Flossmoor (Homewood-F.)     | _____ | _____ |
| 3 73     | Mark Gutierrez (Jr.)<br>Bolingbrook             | _____ | _____ |
| 4 748    | Bob Mull (Sr.)<br>Lake Zurich                   | _____ | _____ |
| 5 393    | Eric Minor (Sr.)<br>Champaign (Centennial)      | _____ | _____ |
| 6 495    | Mike Boyd (Sr.)<br>Evanston (Twp.)              | _____ | _____ |
| 7 868    | William Wilkins (Sr.)<br>Chicago (Westinghouse) | _____ | _____ |
| 8        |   | _____ | _____ |

### HEAT NO. 3

| Lane No. | Competitor, School                                   | Place | Time  |
|----------|--|-------|-------|
| 1 621    | Bill Hopkins (Sr.)<br>Elmhurst (York)                | _____ | _____ |
| 2 793    | Johnny Johnson (Sr.)<br>Chicago (Collins)            | _____ | _____ |
| 3 15     | Leodis Fields (So.)<br>East St. Louis (Lincoln)      | _____ | _____ |
| 4 93     | Perry Robinson (Sr.)<br>Lockport (Twp.)              | _____ | _____ |
| 5 674    | Vincent Welch (Sr.)<br>Chicago Heights (Bloom Trail) | _____ | _____ |
| 6 251    | Chris Johnson (Jr.)<br>Peoria (Manual)               | _____ | _____ |
| 7 742    | Graham Cook (Jr.)<br>Lake Forest (H.S.)              | _____ | _____ |
| 8        |  | _____ | _____ |

### HEAT NO. 4

| Lane No. | Competitor, School                                | Place | Time  |
|----------|---|-------|-------|
| 1 345    | Mike Boos (Sr.)<br>Cary (C.-Grove)                | _____ | _____ |
| 2 447    | Ben Willis (Fr.)<br>Centralia                     | _____ | _____ |
| 3 507    | Erik Leeper (Jr.)<br>Northbrook (Glenbrook North) | _____ | _____ |
| 4 701    | Harlan South (Fr.)<br>Midlothian (Bremen)         | _____ | _____ |
| 5 397    | Todd Oliver (Sr.)<br>Champaign (Central)          | _____ | _____ |
| 6 287    | Lee Hunter (Jr.)<br>Springfield (Southeast)       | _____ | _____ |
| 7 39     | Victor Coleman (Jr.)<br>East St. Louis (Sr.)      | _____ | _____ |
| 8        |   | _____ | _____ |

### HEAT NO. 5

| Lane No. | Competitor, School                                    | Place | Time  |
|----------|---|-------|-------|
| 1 312    | Bill Bradshaw (Sr.)<br>Rochelle                       | _____ | _____ |
| 2 714    | Phil Waterford (Sr.)<br>Olympia Fields (Rich Central) | _____ | _____ |
| 3 578    | Garrick Williams (Sr.)<br>Harvey (Thornton)           | _____ | _____ |
| 4 763    | Aaron Swopes (Jr.)<br>North Chicago                   | _____ | _____ |
| 5 269    | Steve Turner (Sr.)<br>Peoria (Woodruff)               | _____ | _____ |
| 6 67     | Ken Page (Fr.)<br>Aurora (West)                       | _____ | _____ |
| 7 871    | Troy Williams (So.)<br>Chicago (Robeson)              | _____ | _____ |
| 8        |   | _____ | _____ |

### HEAT NO. 6

| Lane No. | Competitor, School                           | Place | Time  |
|----------|--|-------|-------|
| 1        |  | _____ | _____ |
| 2 121    | Mike Schuring (Sr.)<br>Elgin (Larkin)        | _____ | _____ |
| 3 205    | Jim Hess (So.)<br>Moline                     | _____ | _____ |
| 4 405    | Mike Herring (Sr.)<br>Danville (H.S.)        | _____ | _____ |
| 5 848    | Anthony Smith (Sr.)<br>Chicago (Phillips)    | _____ | _____ |
| 6 606    | Pete Vasquez (Sr.)<br>Cicero (Morton East)   | _____ | _____ |
| 7 231    | Gene Virgil (Sr.)<br>Bartonville (Limestone) | _____ | _____ |
| 8        |  | _____ | _____ |



# 300-METER LOW HURDLES

**All-Time  
Class AA**

**Class A**



**GREG FOSTER**  
Maywood (Proviso East)



**JOE SNYDER**  
Robinson

**How To Score The Finals**  
Final Place 1st 2nd 3rd 4th 5th 6th 7th 8th  
Team Points 10 8 6 5 4 3 2 1

## Metric Records

**Prep—** :35.9 by William Blessing, Dallas (Hillcrest), Tex., 1974  
**(Intermediate)**  
**Class A—** :37.6 by Joe Snyder, Robinson, 1978 (Finals)  
**Class AA—** :36.0 by Greg Foster, Maywood (Proviso East)  
**IHSA—** :36.0 by Greg Foster, Maywood (Proviso East)

### Event Data

|                          | Class A | Class AA |
|--------------------------|---------|----------|
| Total Qualifiers         | 32      | 36       |
| Total Regular Qualifiers | 32      | 32       |
| Total Extra Qualifiers   | 0       | 4        |
| No. of Heats             | 4       | 5        |

### Class A District Bests

\*Defending Champion  
:38.3 Tim Gibbs (Sr.) Roseville  
:38.4 Brad Thomas (Sr.) Chester  
:38.4 Greg Jones (Sr.) Kankakee (McNamara)  
:38.4 John McCarthy (Sr.) Buffalo (Tri-City)  
:38.5 Elliot Lewis (Sr.) Rochester  
:38.7 Brent Erschen (Sr.) Pontiac  
:38.8 Mike Bertagnolli (Sr.) Gillespie  
:38.9 Kent Howerton (Sr.) Carterville  
:39.0 Chris Hafertepe (Sr.) Anna (A.-Jonesboro)  
:39.2 Steve Immke (Sr.) St. Joseph (S.J.-Ogden)

### Class AA District Bests

:37.2 John Register (Jr.) Oak Park (O.P.-River Forest)  
:37.3 Calvin Crenshaw (Sr.) Maywood (Proviso East)  
:37.4 Barry Malloyd (Sr.) East St. Louis (Lincoln)  
:37.4 Roy Sparks (Sr.) Villa Park (Willowbrook)  
:37.5 Greg Blanchard (Sr.) Glen Ellyn (Glenbard West)  
:37.8 John Blumm (Sr.) Arlington Hts. (Forest View)  
:38.2 Tom Boge (Sr.) Crystal Lake (South)  
:38.2 Ernest Burr (Jr.) Chicago Hts. (Bloom Trail)  
:38.2 Rany Champagne (Sr.) Prairie View (Stevenson)  
:38.2 Calvin Whitney (Sr.) Chicago (Collins)

## Boys Class A Competitors By Heat

(Boys Class A Competitors Wear Numbers on White.)

(Note: Top 8 times qualify for Finals.)

### HEAT NO. 1

| Lane | No. | Competitor, School                           | Place | Time  |
|------|-----|--|-------|-------|
| 1    | 115 | Jon Gossett (Jr.)<br>Plano                   | _____ | _____ |
| 2    | 191 | Tom Brandt (Sr.)<br>Marengo                  | _____ | _____ |
| 3    | 622 | Frank Snyder (Sr.)<br>Carlinville            | _____ | _____ |
| 4    | 539 | Tim Gibbs (Sr.)<br>Roseville                 | _____ | _____ |
| 5    | 572 | Eliot Lewis (Sr.)<br>Rochester               | _____ | _____ |
| 6    | 426 | Chris Hafertepe (Sr.)<br>Anna (A.-Jonesboro) | _____ | _____ |
| 7    | 286 | Dee Pickens (Jr.)<br>St. Anne                | _____ | _____ |
| 8    | 39  | Rusty Bonyng (Jr.)<br>Aledo                  | _____ | _____ |

### HEAT NO. 2

| Lane | No. | Competitor, School                           | Place | Time  |
|------|-----|--|-------|-------|
| 1    | 290 | Alan Nelson (Jr.)<br>Watseka                 | _____ | _____ |
| 2    | 360 | Mike Benton (Sr.)<br>Heyworth                | _____ | _____ |
| 3    | 156 | Steve Immke (Sr.)<br>St. Joseph (S.J.-Ogden) | _____ | _____ |
| 4    | 438 | Brad Thomas (Sr.)<br>Chester                 | _____ | _____ |
| 5    | 501 | Brent Erschen (Sr.)<br>Pontiac               | _____ | _____ |
| 6    | 397 | John Miller (Sr.)<br>Lisle (Sr.)             | _____ | _____ |
| 7    | 217 | Kent Henry (Sr.)<br>Clay City                | _____ | _____ |
| 8    | 309 | John Simon (Jr.)<br>Hamilton                 | _____ | _____ |

### HEAT NO. 3

| Lane | No. | Competitor, School                                | Place | Time  |
|------|-----|---|-------|-------|
| 1    | 174 | Steen Sword (Jr.)<br>Ashton                       | _____ | _____ |
| 2    | 596 | Geoff Coplan (Sr.)<br>Morrison                    | _____ | _____ |
| 3    | 32  | Chuck Wortman (Sr.)<br>West Frankfort (Frankfort) | _____ | _____ |
| 4    | 634 | Mike Bertagnolli (Sr.)<br>Gillespie               | _____ | _____ |
| 5    | 473 | Greg Jones (Sr.)<br>Kankakee (McNamara)           | _____ | _____ |
| 6    | 218 | Tyler Tolliver (Sr.)<br>Flora                     | _____ | _____ |
| 7    | 143 | Jon Harris (Jr.)<br>Mahomet (M.-Seymour)          | _____ | _____ |
| 8    | 324 | Roger Dieker (Sr.)<br>Payson (Seymour)            | _____ | _____ |

### HEAT NO. 4

| Lane | No. | Competitor, School                                      | Place | Time  |
|------|-----|---|-------|-------|
| 1    | 580 | Bob Gould (Sr.)<br>Amboy                                | _____ | _____ |
| 2    | 345 | Pete Hynes (Sr.)<br>El Paso                             | _____ | _____ |
| 3    | 518 | Doug Brining (Jr.)<br>Glasford (Illini Bluffs)          | _____ | _____ |
| 4    | 549 | John McCarthy (Sr.)<br>Buffalo (Tri-City)               | _____ | _____ |
| 5    | 8   | Kent Howerton (Sr.)<br>Carterville                      | _____ | _____ |
| 6    | 386 | Donald Washington (So.)<br>Chicago (Providence-St. Mel) | _____ | _____ |
| 7    | 114 | Bill Casner (Jr.)<br>Plano                              | _____ | _____ |
| 8    | 48  | Darren Cole (Sr.)<br>Buda (B.-Sheffield-Western)        | _____ | _____ |

# 300-Meter Low Hurdles Boys Class AA Competitors By Heat

(Boys Class AA Competitors Wear Numbers on Blue.)

(Note: Top 8 times qualify for Finals.)

## HEAT NO. 1

| Lane No. | Competitor, School                                  | Place | Time  |
|----------|---|-------|-------|
| 1 876    | George Ferguson (So.)<br>Chicago (Marshall)         | _____ | _____ |
| 2 259    | Gary Sanders (Sr.)<br>Peoria (Manual)               | _____ | _____ |
| 3 566    | Charles Dunn (Sr.)<br>Chicago (Mendel)              | _____ | _____ |
| 4 662    | John Register (Jr.)<br>Oak Park (O.P.-River Forest) | _____ | _____ |
| 5 340    | John Blumm (Sr.)<br>Arlington Hts. (Forest View)    | _____ | _____ |
| 6 417    | Conrad Lee (So.)<br>Decatur (MacArthur)             | _____ | _____ |
| 7 109    | Sean Warren (Sr.)<br>Oswego                         | _____ | _____ |
| 8 484    | Matt Mordan (Jr.)<br>Chicago (Weber)                | _____ | _____ |

## HEAT NO. 2

| Lane No. | Competitor, School                              | Place | Time  |
|----------|---|-------|-------|
| 1 847    | Frank Baker (Sr.)<br>Chicago (Phillips)         | _____ | _____ |
| 2 754    | Dave Wilson (Sr.)<br>Mundelein (H.S.)           | _____ | _____ |
| 3 199    | William Carlson (Jr.)<br>Moline                 | _____ | _____ |
| 4 300    | Tom Boge (Sr.)<br>Crystal Lake (South)          | _____ | _____ |
| 5 654    | Calvin Crenshaw (Sr.)<br>Maywood (Proviso East) | _____ | _____ |
| 6 391    | Jim Kim (Sr.)<br>Wheeling                       | _____ | _____ |
| 7 618    | Don Feeley (Sr.)<br>Elmhurst (York)             | _____ | _____ |
| 8        |   | _____ | _____ |

## HEAT NO. 3

| Lane No. | Competitor, School                                | Place | Time  |
|----------|---|-------|-------|
| 1 334    | Cornelius Ferguson (Sr.)<br>Rockford (Jefferson)  | _____ | _____ |
| 2 511    | Steve Rupkey (Sr.)<br>Park Ridge (Maine East)     | _____ | _____ |
| 3 226    | Peter Eshleman (Sr.)<br>Sterling (H.S.)           | _____ | _____ |
| 4 769    | Randy Champagne (Sr.)<br>Prairie View (Stevenson) | _____ | _____ |
| 5 19     | Barry Malloyd (Sr.)<br>East St. Louis (Lincoln)   | _____ | _____ |
| 6 694    | John Elliott (Jr.)<br>Kankakee (Westview)         | _____ | _____ |
| 7 712    | Larry Dodd (Sr.)<br>Olympia Fields (Rich Central) | _____ | _____ |
| 8        |   | _____ | _____ |

## HEAT NO. 4

| Lane No. | Competitor, School                                 | Place | Time  |
|----------|--|-------|-------|
| 1 470    | Keith Osborne (Jr.)<br>Mt. Vernon                  | _____ | _____ |
| 2 266    | Eric Dailey (Sr.)<br>Peoria (Richwoods)            | _____ | _____ |
| 3 415    | Denny Hall (Sr.)<br>Decatur (Lakeview)             | _____ | _____ |
| 4 153    | Roy Sparks (Sr.)<br>Villa Park (Willowbrook)       | _____ | _____ |
| 5 676    | Ernest Burr (Jr.)<br>Chicago Heights (Bloom Trail) | _____ | _____ |
| 6 353    | Dave Stephens (Sr.)<br>Hoffman Estates (H.S.)      | _____ | _____ |
| 7 861    | Michael Smith (Sr.)<br>Chicago (Kenwood)           | _____ | _____ |
| 8        |  | _____ | _____ |


## HEAT NO. 5

| Lane No. | Competitor, School                                 | Place | Time  |
|----------|--|-------|-------|
| 1 465    | Robbie Cash (So.)<br>Marion (H.S.)                 | _____ | _____ |
| 2 110    | John Pubentz (Sr.)<br>Plainfield                   | _____ | _____ |
| 3 14     | James Overstreet (Sr.)<br>East St. Louis (Lincoln) | _____ | _____ |
| 4 796    | Calvin Whitney (Sr.)<br>Chicago (Collins)          | _____ | _____ |
| 5 126    | Greg Blanchard (Sr.)<br>Glen Ellyn (Glenbard West) | _____ | _____ |
| 6 354    | John Herbstritt (Jr.)<br>Hoffman Estates (H.S.)    | _____ | _____ |
| 7 557    | Jack Kobrivitz (Sr.)<br>Chicago (Marist)           | _____ | _____ |
| 8        |  | _____ | _____ |



# 1600-METER RUN

### All-Time




**ANDY ISLA-RUBERT**  
Hillside (Proviso West)

### Class A



**GREG HILL**  
Freeburg

### Class AA



**RON WARTGOW**  
Belvidere

## Metric Records

**Prep—** 3:58.3 by Jim Ryun, Wichita (East), Kan., 1965  
**Class A—** 4:16.72 by Greg Hill, Freeburg, 1981 (Finals)  
**Class AA—** 4:07.8 by Ron Wartgow, Belvidere, 1976  
**IHSA—** 4:07.1 by Andy Isla-Rubert, Hillside (Proviso West), 1970

**How To Score The Finals**  
**Final Place** 1st 2nd 3rd 4th 5th 6th 7th 8th  
**Team Points** 10 8 6 5 4 3 2 1

### Event Data

|                          | Class A | Class AA |
|--------------------------|---------|----------|
| Total Qualifiers         | 32      | 43       |
| Total Regular Qualifiers | 32      | 32       |
| Total Extra Qualifiers   | 0       | 11       |
| No. of Heats             | 2       | 3        |

### Class A District Bests

4:23.2 John Jacobson (Jr.) Cornell  
 4:27.8 John Nalley (Sr.) Lisle (Sr.)  
 4:28.7 Peter Hanratty (Sr.) Urbana (University)  
 4:29.1 John King (Sr.) Elmhurst (Immaculate Conception)  
 4:29.2 Kirt Davis (Jr.) Hoopeston (H.-East Lynn)  
 4:29.4 Manuel Rivera (Sr.) Mason City  
 4:31.0 Roy Flaig (Sr.) Princeton  
 4:31.7 Randy Patineau (Jr.) Clifton (Central)  
 4:31.8 Scott Katzenburger (Fr.) Prophetstown  
 4:32.3 Bjorn Wistrom (Sr.) Shabbona

### Class AA District Bests

4:17.9 Mark Jerger (Sr.) Elmhurst (York)  
 4:18.4 Curtis Yanko (Sr.) Park Forest (Rich East)  
 4:18.8 Jim Iocca (Sr.) Springfield (Lanphier)  
 4:18.9 Eric Camplin (Sr.) Olympia Fields (Rich Central)  
 4:19.6 Doug Schroer (Jr.) Elmhurst (York)  
 4:20.7 Todd Brooks (Jr.) Peoria (Manual)  
 4:20.9 Chris Cornille (Sr.) Carol Stream (Glenbard North)  
 4:21.2 Craig Ford (Sr.) Moline  
 4:21.3 Gordy Smith (Sr.) Rockford (East)  
 4:21.3 Rich Werkheiser (Sr.) Geneseo (Darnall)

## Boys Class A Competitors By Heat

*(Boys Class A Competitors Wear Numbers on White.)*

**(Note: Top 12 times qualify for Finals.)**

| HEAT NO. 1 |   |       |       | HEAT NO. 2 |   |       |       |
|------------|---|-------|-------|------------|---|-------|-------|
| Alley No.  | Competitor, School                                  | Place | Time  | Alley No.  | Competitor, School                                  | Place | Time  |
| 1-1 464    | John Jacobson (Jr.)<br>Cornell                      | _____ | _____ | 1-1 400    | John Nalley (Sr.)<br>Lisle (Sr.)                    | _____ | _____ |
| 1-2 610    | Scott Katzenburger (Fr.)<br>Prophetstown            | _____ | _____ | 1-2 201    | Bjorn Wistrom (Sr.)<br>Shabbona                     | _____ | _____ |
| 1-3 234    | Mike Keller (Jr.)<br>Newton                         | _____ | _____ | 1-3 550    | Dale Chapman (Sr.)<br>Findlay                       | _____ | _____ |
| 1-4 329    | Paul Vincent (Jr.)<br>Rushville                     | _____ | _____ | 1-4 322    | Mike Crabill (Sr.)<br>Mendon (Unity)                | _____ | _____ |
| 2-1 169    | Peter Hanratty (Sr.)<br>Urbana (University)         | _____ | _____ | 2-1 388    | John King (Sr.)<br>Elmhurst (Immaculate Conception) | _____ | _____ |
| 2-2 175    | Scott Toelke (Sr.)<br>Dakota                        | _____ | _____ | 2-2 86     | Scott Parker (Jr.)<br>Granville (Putnam County)     | _____ | _____ |
| 2-3 36     | Richard McPhail (Sr.)<br>West Frankfort (Frankfort) | _____ | _____ | 2-3 554    | Brett Creager (So.)<br>Macon                        | _____ | _____ |
| 2-4 506    | Mitch Inskip (So.)<br>Elmwood                       | _____ | _____ | 2-4 498    | Tom Herr (So.)<br>Pontiac                           | _____ | _____ |
| 3-1 270    | Kirt Davis (Jr.)<br>Hoopeston (H.-East Lynn)        | _____ | _____ | 3-1 364    | Manuel Rivera (Sr.)<br>Mason City                   | _____ | _____ |
| 3-2 246    | Alan Singleton (Jr.)<br>Robinson                    | _____ | _____ | 3-2 338    | Dave Ryan (Sr.)<br>Delavan                          | _____ | _____ |
| 3-3 421    | Steve Russell (Jr.)<br>Anna (A.-Jonesboro)          | _____ | _____ | 3-3 661    | Lance Piper (Jr.)<br>White Hall (North Greene)      | _____ | _____ |
| 3-4 457    | Tim Singler (Jr.)<br>St. Jacob (Triad)              | _____ | _____ | 3-4 68     | Bruce Kauzlarich (Sr.)<br>Orion                     | _____ | _____ |
| 4-1 599    | Roy Flaig (Sr.)<br>Princeton                        | _____ | _____ | 4-1 261    | Randy Patineau (Jr.)<br>Clifton (Central)           | _____ | _____ |
| 4-2 1      | Brent McLain (Jr.)<br>Benton                        | _____ | _____ | 4-2 515    | Terry Isbell (Jr.)<br>Farmington (F.East)           | _____ | _____ |
| 4-3 120    | Scott Schwarting (Sr.)<br>Spring Valley (Hall)      | _____ | _____ | 4-3 134    | Lane Holbert (Jr.)<br>Chrisman                      | _____ | _____ |
| 4-4 67     | Todd DeZeeuw (Jr.)<br>Orion                         | _____ | _____ | 4-4 631    | Rich McAdams (Sr.)<br>Carrollton                    | _____ | _____ |



# 1600-Meter Run

## Boys Class AA Competitors By Heat

(Boys Class AA Competitors Wear Numbers on Blue.)

(Note: Top 12 times qualify for Finals.)

### HEAT NO. 1

| Alley No. | Competitor, School                                    | Place | Time  |
|-----------|---|-------|-------|
| 1-1 623   | Mark Jerger (Sr.)<br>Elmhurst (York)                  | _____ | _____ |
| 1-2 388   | Jeff Suhy (Jr.)<br>Schaumburg                         | _____ | _____ |
| 1-3 642   | Jon Thanos (Jr.)<br>Hinsdale (Central)                | _____ | _____ |
| 2-1 713   | Eric Camplin (Sr.)<br>Olympia Fields (Rich Central)   | _____ | _____ |
| 2-2 106   | Dan Siwinski (Sr.)<br>New Lenox (Lincoln-Way)         | _____ | _____ |
| 2-3 414   | Greg Bennett (Jr.)<br>Decatur (Eisenhower)            | _____ | _____ |
| 2-4 825   | Kirby Adams (Jr.)<br>Chicago (Dunbar)                 | _____ | _____ |
| 3-1 113   | Chris Cornille (Sr.)<br>Carol Stream (Glenbard North) | _____ | _____ |
| 3-2 299   | Pat McDaniel (So.)<br>Crystal Lake (Central)          | _____ | _____ |
| 3-3 128   | Nick Kalivas (Jr.)<br>Glen Ellyn (Glenbard West)      | _____ | _____ |
| 3-4 802   | Joe Vogenthaler (Jr.)<br>Chicago (Lane)               | _____ | _____ |
| 4-1 193   | Rich Werkheiser (Sr.)<br>Geneseo (Darnall)            | _____ | _____ |
| 4-2 263   | Tyno Carter (So.)<br>Peoria (Richwoods)               | _____ | _____ |
| 4-3 94    | Jim Knudsen (Sr.)<br>Lockport (Twp.)                  | _____ | _____ |
| 4-4 50    | Brad Carroll (Sr.)<br>O'Fallon                        | _____ | _____ |

### HEAT NO. 2

| Alley No. | Competitor, School                            | Place | Time  |
|-----------|---|-------|-------|
| 1-1 729   | Curtis Yanko (Sr.)<br>Park Forest (Rich East) | _____ | _____ |
| 1-2 342   | Dean Piper (Sr.)<br>Barrington                | _____ | _____ |
| 1-3 185   | Matt Terronez (Sr.)<br>East Moline (United)   | _____ | _____ |
| 2-1 616   | Doug Schroer (Jr.)<br>Elmhurst (York)         | _____ | _____ |
| 2-2 423   | Keith Bruch (Jr.)<br>Normal (Community)       | _____ | _____ |
| 2-3 541   | Carl Webb (Jr.)<br>Calumet City (T.F. North)  | _____ | _____ |
| 3-1 202   | Craig Ford (Sr.)<br>Moline                    | _____ | _____ |
| 3-2 308   | Gary Peterson (Sr.)<br>Freeport (H.S.)        | _____ | _____ |
| 3-3 643   | Paul Kivela (Sr.)<br>Hinsdale (Central)       | _____ | _____ |
| 3-4 811   | Terry Kordic (Sr.)<br>Chicago (Lane)          | _____ | _____ |
| 4-1 141   | D. J. Rosebaugh (Jr.)<br>Roselle (Lake Park)  | _____ | _____ |
| 4-2 741   | Ryan Stoll (Sr.)<br>Lake Forest (H.S.)        | _____ | _____ |
| 4-3 579   | Dennis Reilly (Sr.)<br>Harvey (Thornton)      | _____ | _____ |
| 4-4 40    | Charles Randle (So.)<br>East St. Louis (Sr.)  | _____ | _____ |

### HEAT NO. 3


| Alley No. | Competitor, School                                | Place | Time  |
|-----------|---|-------|-------|
| 1-1 275   | Jim Iocca (Sr.)<br>Springfield (Lanphier)         | _____ | _____ |
| 1-2 151   | Tom Howe (Sr.)<br>Streamwood                      | _____ | _____ |
| 1-3 467   | Chuck Sherline (Sr.)<br>Mattoon                   | _____ | _____ |
| 2-1 250   | Todd Brooks (Jr.)<br>Peoria (Manual)              | _____ | _____ |
| 2-2 341   | Tim Phillips (So.)<br>Arlington Hts. (St. Viator) | _____ | _____ |
| 2-3 396   | Britt Powell (Jr.)<br>Champaign (Centennial)      | _____ | _____ |
| 3-1 318   | Gordy Smith (Sr.)<br>Rockford (East)              | _____ | _____ |
| 3-2 489   | John Dobbs (Sr.)<br>Des Plaines (Maine West)      | _____ | _____ |
| 3-3 455   | Mark Bittle (Jr.)<br>Harrisburg                   | _____ | _____ |
| 3-4 878   | Tony Curtis (Sr.)<br>Chicago (Lincoln Park)       | _____ | _____ |
| 4-1 213   | Tony Va de Walle (Jr.)<br>Rock Island (H.S.)      | _____ | _____ |
| 4-2 366   | John Scott (Sr.)<br>Palatine (Fremd)              | _____ | _____ |
| 4-3 485   | Chris Walsh (Sr.)<br>Des Plaines (Maine West)     | _____ | _____ |
| 4-4 743   | Dave Wisner (Sr.)<br>Lake Forest (H.S.)           | _____ | _____ |

**All-Time**



**HOWARD JONES**  
Evanston (Twp.)

**Class A**



**STEVE SAFRANSKI**  
Granville (Putnam County)

**Class AA**



**TONY KRANIK**  
Des Plaines  
(Maine West)

**Class AA**



**WALLACE SPEARMON**  
Blue Island (Eisenhower)

**Class AA**

Picture  
Unavailable

**ELMO PORTEE**  
Chicago (Dunbar)

**Class AA**



**JIMMY McGRIFF**  
Chicago (Mendel)

**Class AA**



**NATE SLOAN**  
Waukegan (East)



**200-METER DASH**

**How To Score The Finals**  
Final Place 1st 2nd 3rd 4th 5th 6th 7th 8th  
Team Points 10 8 6 5 4 3 2 1

**Event Data**

|                          | Class A | Class AA |
|--------------------------|---------|----------|
| Total Qualifiers         | 33      | 41       |
| Total Regular Qualifiers | 32      | 32       |
| Total Extra Qualifiers   | 1       | 9        |
| No. of Heats             | 6       | 6        |

**(Note: Top 4 times each heat qualify for Semifinals.)**

**(Note: Top 2 times each Semifinal heat qualify for Finals.)**

**HEAT NO. 1**

| Lane No. | Competitor, School                                     | Place | Time  |
|----------|--|-------|-------|
| 1        |  | _____ | _____ |
| 2        | 323 Jeff Dunn (Jr.)<br>Mt. Sterling (Brown County)     | _____ | _____ |
| 3        | 104 Steve Chasten (Sr.)<br>Minooka                     | _____ | _____ |
| 4        | 618 Dan Trancoso (Sr.)<br>Sterling (Newman)            | _____ | _____ |
| 5        | 383 Thomas Trice (Jr.)<br>Chicago (Providence-St. Mel) | _____ | _____ |
| 6        | 432 Arnone Mathews (Jr.)<br>Cairo                      | _____ | _____ |
| 7        | 486 Lou Johnson (Fr.)<br>New Lenox (Providence)        | _____ | _____ |
| 8        |  | _____ | _____ |

**HEAT NO. 3**

| Lane No. | Competitor, School                                   | Place | Time  |
|----------|--|-------|-------|
| 1        |  | _____ | _____ |
| 2        | 176 Troy Piper (Sr.)<br>Durand                       | _____ | _____ |
| 3        | 165 Dave Melanson (Sr.)<br>Tuscola                   | _____ | _____ |
| 4        | 389 Pete Rocco (Sr.)<br>Elmhurst (Timothy Christian) | _____ | _____ |
| 5        | 19 Terrance Lewis (Jr.)<br>DuQuoin                   | _____ | _____ |
| 6        | 556 Todd Rotz (Sr.)<br>Niantic (N.-Harristown)       | _____ | _____ |
| 7        | 268 Doug Tankersley (Sr.)<br>Gibson City             | _____ | _____ |
| 8        |  | _____ | _____ |

**HEAT NO. 2**

| Lane No. | Competitor, School                                    | Place | Time  |
|----------|---|-------|-------|
| 1        |   | _____ | _____ |
| 2        | 453 Jerry Strickland (Jr.)<br>Mounds (Meridian)       | _____ | _____ |
| 3        | 225 Jeff Grove (Jr.)<br>Lawrenceville                 | _____ | _____ |
| 4        | 285 Carl Childs (Sr.)<br>St. Anne                     | _____ | _____ |
| 5        | 35 Ron Hutchcraft (Sr.)<br>West Frankfort (Frankfort) | _____ | _____ |
| 6        | 514 Chris Wade (So.)<br>Farmington (F. East)          | _____ | _____ |
| 7        | 635 Charles Dragovitch (Sr.)<br>Gillespie             | _____ | _____ |
| 8        |   | _____ | _____ |

**HEAT NO. 4**

| Lane No. | Competitor, School                                 | Place | Time  |
|----------|--|-------|-------|
| 1        |  | _____ | _____ |
| 2        | 230 Troy Miller (Sr.)<br>Neoga                     | _____ | _____ |
| 3        | 78 Tom Rhodes (Sr.)<br>Toulon                      | _____ | _____ |
| 4        | 122 Herb Knoblauch (Sr.)<br>Washburn (Lowpoint-W.) | _____ | _____ |
| 5        | 542 Mike Stevenson (Jr.)<br>Roseville              | _____ | _____ |
| 6        | 578 Tony Roth (Sr.)<br>Stonington                  | _____ | _____ |
| 7        |  | _____ | _____ |
| 8        |  | _____ | _____ |

**Metric Records**

- Prep—** :20.5 by Dwayne Evans, Phoenix (South Mountain), Ariz., 1976.  
**Class A—** :21.9 by Steve Safranski, Granville (Putnam County), 1975 and 1976  
**Class AA—** :21.6 by Wallace Spearmon, Blue Island (Eisenhower), 1981 (Finals)  
 :21.6 by Elmo Portee, Chicago (Dunbar), 1981 (Semis)  
 :21.6 by Jimmy McGriff, Chicago (Mendel), 1981 (Semis)  
 :21.6 by Nate Sloan, Waukegan (East), 1980 (Finals)  
 :21.6 by Tony Kranik, Des Plaines (Maine West), 1977 (Finals)  
**IHSA—** :21.1 by Howard Jones, Evanston (Twp.), 1971

**Class A District Bests**

- :22.3 Dan Trancoso (Sr.) Sterling (Newman)
- :22.3 Ron Hutchcraft (Sr.) West Frankfort (Frankfort)
- :22.7 Pete Rocco (Sr.) Elmhurst (Timothy Christian)
- :22.8 Mike Stevenson (Jr.) Roseville
- :22.8 Dave Toppert (Sr.) Prophetstown
- :22.9 Todd Williams (Sr.) Mazon (M.-Verona-Kinsman)
- :23.0 Doug Zimmer (Sr.) Delavan
- :23.0 Rick Strack (Sr.) Monticello
- :23.0 Herb Knoblauch (Sr.) Washburn (Lowpoint-W.)
- :23.0 Carl Childs (Sr.) St. Anne
- :23.0 Terrance Lewis (Jr.) DuQuoin
- :23.0 Thomas Trice (Jr.) Chicago (Providence-St. Mel)

**Class AA District Bests**

- :21.4 Elliot Hanna (Sr.) North Chicago
- :21.7 Lorenzo Patterson (Sr.) Springfield (Southeast)
- :21.8 Albert Robinson (Sr.) Chicago (Hales Franciscan)
- :21.8 Bob Mull (Sr.) Lake Zurich
- :21.9 Al Crittle (Sr.) Olympia Fields (Rich Central)
- :22.0 John Milano (Sr.) Rolling Meadows (H.S.)
- :22.0 Mike Nelson (Sr.) Park Forest (Rich East)
- :22.1 Terrance Macon (So.) East St. Louis (Sr.)
- :22.1 Steve Tyson (Jr.) Chicago (Mendel)
- :22.1 Marvin Porter (Sr.) Peoria (Manual)

**Boys Class A Competitors By Heat**

*(Boys Class A Competitors Wear Numbers on White.)*

## HEAT NO. 5

| Lane No. | Competitor, School                             | Place | Time  |
|----------|--|-------|-------|
| 1        |  | _____ | _____ |
| 2        | 310 Jeff Horras (Jr.)<br>Hamilton              | _____ | _____ |
| 3        | 359 Scott Miller (Jr.)<br>Hartsburg (H.-Emden) | _____ | _____ |
| 4        | 608 Dave Toppert (Sr.)<br>Prophetstown         | _____ | _____ |
| 5        | 147 Rick Strack (Sr.)<br>Monticello            | _____ | _____ |
| 6        | 541 Skip Jacobson (So.)<br>Roseville           | _____ | _____ |
| 7        |  | _____ | _____ |
| 8        |  | _____ | _____ |

## HEAT NO. 6

| Lane No. | Competitor, School                                   | Place | Time  |
|----------|--|-------|-------|
| 1        |  | _____ | _____ |
| 2        | 187 Tim Lehman (Sr.)<br>Marengo                      | _____ | _____ |
| 3        | 665 Terry Tucker (Sr.)<br>White Hall (North Greene)  | _____ | _____ |
| 4        | 484 Todd Williams (Sr.)<br>Mazon (M.-Verona-Kinsman) | _____ | _____ |
| 5        | 342 Doug Zimmer (Sr.)<br>Delavan                     | _____ | _____ |
| 6        | 83 Clinton Kermeen (Sr.)<br>Wyoming                  | _____ | _____ |
| 7        |  | _____ | _____ |
| 8        |  | _____ | _____ |

## 200-Meter Dash Boys Class AA Competitors By Heat

*(Boys Class AA Competitors Wear Numbers on Blue.)*

**(Note: Top 4 times each heat qualify for Semifinals.)**

## HEAT NO. 1

| Lane No. | Competitor, School                                 | Place | Time  |
|----------|--|-------|-------|
| 1        | 652 Maurice Frison (Sr.)<br>Maywood (Proviso East) | _____ | _____ |
| 2        | 879 Ricky Ross (Sr.)<br>Chicago (Crane)            | _____ | _____ |
| 3        | 111 Don Pouk (Sr.)<br>Romeoville                   | _____ | _____ |
| 4        | 759 Elliot Hanna (Sr.)<br>North Chicago            | _____ | _____ |
| 5        | 223 Tim Arnold (So.)<br>Sterling (H.S.)            | _____ | _____ |
| 6        | 463 Randy Edmonson (Sr.)<br>Marion (H.S.)          | _____ | _____ |
| 7        | 425 Jim Murphy (Sr.)<br>Normal (Community)         | _____ | _____ |
| 8        |  | _____ | _____ |

## HEAT NO. 3

| Lane No. | Competitor, School                                      | Place | Time  |
|----------|---|-------|-------|
| 1        | 117 Preston Hinton (Jr.)<br>Elgin (H.S.)                | _____ | _____ |
| 2        | 526 Joe Kane (Sr.)<br>Wilmette (Loyola)                 | _____ | _____ |
| 3        | 835 Phil Jones (Jr.)<br>Chicago (Tilden)                | _____ | _____ |
| 4        | 550 Albert Robinson (Sr.)<br>Chicago (Hales Franciscan) | _____ | _____ |
| 5        | 257 Marvin Porter (Sr.)<br>Peoria (Manual)              | _____ | _____ |
| 6        | 777 Waldo Johnson (Sr.)<br>Waukegan (East)              | _____ | _____ |
| 7        | 504 Dave Mack (Sr.)<br>Norridge (Ridgewood)             | _____ | _____ |
| 8        |   | _____ | _____ |

## HEAT NO. 5

| Lane No. | Competitor, School                                    | Place | Time  |
|----------|---|-------|-------|
| 1        | 330 Leonard Bell (Sr.)<br>Rockford (Jefferson)        | _____ | _____ |
| 2        | 68 Brett Feather (Sr.)<br>Aurora (West)               | _____ | _____ |
| 3        | 837 Mark Austin (Sr.)<br>Chicago (Tilden)             | _____ | _____ |
| 4        | 711 Al Crittle (Sr.)<br>Olympia Fields (Rich Central) | _____ | _____ |
| 5        | 34 Terrance Macon (So.)<br>East St. Louis (Sr.)       | _____ | _____ |
| 6        | 565 Jim McGriff (Sr.)<br>Chicago (Mendel)             | _____ | _____ |
| 7        | 538 Lester Flemons (Sr.)<br>Blue Island (Eisenhower)  | _____ | _____ |
| 8        |   | _____ | _____ |

**(Note: Top 2 times each Semifinal heat qualify for Finals.)**

## HEAT NO. 2

| Lane No. | Competitor, School                                     | Place | Time  |
|----------|--|-------|-------|
| 1        | 665 Derrick Davis (Sr.)<br>Summit (Argo)               | _____ | _____ |
| 2        | 392 Tom Brenner (Sr.)<br>Wheeling                      | _____ | _____ |
| 3        | 821 Elmo Portee (Sr.)<br>Chicago (Dunbar)              | _____ | _____ |
| 4        | 418 Al Lawson (So.)<br>Decatur (MacArthur)             | _____ | _____ |
| 5        | 291 Lorenzo Patterson (Sr.)<br>Springfield (Southeast) | _____ | _____ |
| 6        | 472 Troy Heitmeyer (So.)<br>Mt. Vernon                 | _____ | _____ |
| 7        | 672 David Neal (Sr.)<br>Chicago Hts. (Bloom Trail)     | _____ | _____ |
| 8        |  | _____ | _____ |

## HEAT NO. 4

| Lane No. | Competitor, School                               | Place | Time  |
|----------|--|-------|-------|
| 1        | 302 Curt Pardridge (Sr.)<br>DeKalb               | _____ | _____ |
| 2        | 123 Glynn Patterson (Sr.)<br>Elgin (Larkin)      | _____ | _____ |
| 3        | 43 Gary White (Jr.)<br>Edwardsville (Sr.)        | _____ | _____ |
| 4        | 562 Steve Tyson (Jr.)<br>Chicago (Mendel)        | _____ | _____ |
| 5        | 748 Bob Mull (Sr.)<br>Lake Zurich                | _____ | _____ |
| 6        | 822 Kinley Hill (Sr.)<br>Chicago (Dunbar)        | _____ | _____ |
| 7        | 726 Bryan Davis (Sr.)<br>Park Forest (Rich East) | _____ | _____ |
| 8        |  | _____ | _____ |

## HEAT NO. 6

| Lane No. | Competitor, School                               | Place | Time  |
|----------|--|-------|-------|
| 1        |  | _____ | _____ |
| 2        | 98 Joe Smith (Jr.)<br>Naperville (Central)       | _____ | _____ |
| 3        | 749 Sidney Baker (Sr.)<br>Libertyville           | _____ | _____ |
| 4        | 728 Mike Nelson (Sr.)<br>Park Forest (Rich East) | _____ | _____ |
| 5        | 376 John Milano (Sr.)<br>Rolling Meadows (H.S.)  | _____ | _____ |
| 6        | 187 Tony Morrison (Sr.)<br>Galesburg             | _____ | _____ |
| 7        | 4 Chris Henderson (Sr.)<br>Alton (Sr.)           | _____ | _____ |
| 8        |  | _____ | _____ |



# 1600-METER RELAY

## All-Time

Picture  
Unavailable

**CHICAGO (HARLAN)**  
(Melvin Bassett, Willie Richardson,  
Ron Draper, James Stevenson)

## Class A



**CHICAGO (LEO)**  
(Alan Wilks, Dan Zimmerman,  
Anthony Driver, Tom Marks)

## Class AA



**MAYWOOD (PROVISO EAST)**  
(Willie Green, Carl Puckett,  
Tracy Roberson, Nate Grier)

## Metric Records

| How To Score The Finals |     |     |     |     |     |     |     |     |
|-------------------------|-----|-----|-----|-----|-----|-----|-----|-----|
| Final Place             | 1st | 2nd | 3rd | 4th | 5th | 6th | 7th | 8th |
| Team Points             | 10  | 8   | 6   | 5   | 4   | 3   | 2   | 1   |

|                  |  |
|------------------|--|
| <b>Prep—</b>     | 3:08.94 by Berkeley (H.S.), Ca., (Walter Murray, Kenny Robinson, Peter Richardson, Ulysee Walker), 1981  |
| <b>Class A—</b>  | 3:21.6 by Chicago (Leo) (Dan Zimmerman, Tom Marks, Anthony Driver, Alan Wilks), 1981 (Prelims)           |
| <b>Class AA—</b> | 3:15.5 by Maywood (Proviso East) (Willie Green, Carl Puckett, Tracy Roberson, Nate Grier), 1980 (Finals) |
| <b>IHSA—</b>     | 3:14.9 by Chicago (Harlan) (Melvin Bassett, Willie Richardson, Ron Draper, James Stevenson), 1967        |

### Event Data

|                          | Class A | Class AA |
|--------------------------|---------|----------|
| Total Qualifiers         | 32      | 47       |
| Total Regular Qualifiers | 32      | 32       |
| Total Extra Qualifiers   | 1       | 15       |
| No. of Heats             | 4       | 6        |

### Class A District Bests

|        |                       |
|--------|-----------------------|
| 3:22.6 | Rochester             |
| 3:25.5 | Moweaqua              |
| 3:26.9 | St. Anne              |
| 3:27.0 | Jacksonville (I.S.D.) |
| 3:27.4 | Anna (A.-Jonesboro)   |
| 3:27.8 | Lisle (Sr.)           |
| 3:28.2 | McLeansboro           |
| 3:28.4 | Delavan               |
| 3:28.9 | Columbia              |
| 3:29.2 | Pontiac               |

### Class AA District Bests

|        |                               |
|--------|-------------------------------|
| 3:17.9 | East St. Louis (Lincoln)      |
| 3:18.8 | East St. Louis (Sr.)          |
| 3:19.9 | Maywood (Proviso East)        |
| 3:20.3 | Chicago (Brother Rice)        |
| 3:20.3 | Lombard (Glenbard East)       |
| 3:21.0 | Chicago (Fenger)              |
| 3:21.1 | Elmhurst (York)               |
| 3:21.2 | Chicago Heights (Bloom Trail) |
| 3:21.5 | Harvey (Thornton)             |
| 3:21.7 | Danville (H.S.)               |

## Boys Class A Competitors By Heat

(Boys Class A Competitors Wear Numbers on White.)

(Note: Top 8 times qualify for Finals.)

| HEAT NO. 1 |                            |       |       | HEAT NO. 2 |                         |       |       |
|------------|----------------------------|-------|-------|------------|-------------------------|-------|-------|
| Lane       | School                     | Place | Time  | Lane       | School                  | Place | Time  |
| 1          | Forreston                  | _____ | _____ | 1          | Monmouth (Yorkwood)     | _____ | _____ |
| 2          | Washburn (Lowpoint-W.)     | _____ | _____ | 2          | Robinson                | _____ | _____ |
| 3          | Aledo                      | _____ | _____ | 3          | Prophetstown            | _____ | _____ |
| 4          | Piano                      | _____ | _____ | 4          | Pontiac                 | _____ | _____ |
| 5          | Rochester                  | _____ | _____ | 5          | Moweaqua                | _____ | _____ |
| 6          | Columbia                   | _____ | _____ | 6          | Marengo                 | _____ | _____ |
| 7          | Anna (A.-Jonesboro)        | _____ | _____ | 7          | St. Joseph (S.J.-Ogden) | _____ | _____ |
| 8          | Carthage (Hancock Central) | _____ | _____ | 8          | Lisle (Sr.)             | _____ | _____ |

| HEAT NO. 3 |             |       |       | HEAT NO. 4 |                       |       |       |
|------------|-------------|-------|-------|------------|-----------------------|-------|-------|
| Lane       | School      | Place | Time  | Lane       | School                | Place | Time  |
| 1          | Lewistown   | _____ | _____ | 1          | Maple Park (Kaneland) | _____ | _____ |
| 2          | McLeansboro | _____ | _____ | 2          | Delavan               | _____ | _____ |
| 3          | Fulton      | _____ | _____ | 3          | Tolono (Unity)        | _____ | _____ |
| 4          | Litchfield  | _____ | _____ | 4          | DuQuoin               | _____ | _____ |
| 5          | Windsor     | _____ | _____ | 5          | Monmouth (H.S.)       | _____ | _____ |
| 6          | St. Anne    | _____ | _____ | 6          | Jacksonville (I.S.D.) | _____ | _____ |
| 7          | Gibson City | _____ | _____ | 7          | Eureka                | _____ | _____ |
| 8          | Sherrard    | _____ | _____ | 8          | Kankakee (McNamara)   | _____ | _____ |

# 1600-Meter Relay

## Boys Class AA Competitors By Heat

(Boys Class AA Competitors Wear Numbers on Blue.)

(Note: Top 8 times qualify for Finals.)

### HEAT NO. 1

| Lane | School                   | Place | Time  |
|------|--------------------------|-------|-------|
| 1    | Peoria (Manual)          | _____ | _____ |
| 2    | Murphysboro              | _____ | _____ |
| 3    | Park Ridge (Maine East)  | _____ | _____ |
| 4    | Mt. Prospect (Prospect)  | _____ | _____ |
| 5    | Lockport (Twp.)          | _____ | _____ |
| 6    | Elmhurst (York)          | _____ | _____ |
| 7    | East St. Louis (Lincoln) | _____ | _____ |
| 8    | Chicago (Collins)        | _____ | _____ |

### HEAT NO. 2

| Lane | School                     | Place | Time  |
|------|----------------------------|-------|-------|
| 1    | Chicago (Dunbar)           | _____ | _____ |
| 2    | Winnetka (New Trier)       | _____ | _____ |
| 3    | South Holland (Thornwood)  | _____ | _____ |
| 4    | Mt. Vernon                 | _____ | _____ |
| 5    | Chicago Hts. (Bloom Trail) | _____ | _____ |
| 6    | East St. Louis (Sr.)       | _____ | _____ |
| 7    | Hillside (Proviso West)    | _____ | _____ |
| 8    | North Chicago              | _____ | _____ |

### HEAT NO. 3

| Lane | School                     | Place | Time  |
|------|----------------------------|-------|-------|
| 1    | Maywood (Proviso East)     | _____ | _____ |
| 2    | Flossmoor (Homewood-F.)    | _____ | _____ |
| 3    | Springfield (Lanphier)     | _____ | _____ |
| 4    | Villa Park (Willowbrook)   | _____ | _____ |
| 5    | Kankakee (Eastridge)       | _____ | _____ |
| 6    | Harvey (Thornton)          | _____ | _____ |
| 7    | Glen Ellyn (Glenbard West) | _____ | _____ |
| 8    | Sterling (H.S.)            | _____ | _____ |

### HEAT NO. 4

| Lane | School                   | Place | Time  |
|------|--------------------------|-------|-------|
| 1    | Chicago (Brother Rice)   | _____ | _____ |
| 2    | Chicago (DeLaSalle)      | _____ | _____ |
| 3    | Chicago (Phillips)       | _____ | _____ |
| 4    | Prairie View (Stevenson) | _____ | _____ |
| 5    | St. Charles (H.S.)       | _____ | _____ |
| 6    | Belvidere                | _____ | _____ |
| 7    | Peoria (Richwoods)       | _____ | _____ |
| 8    | Danville (H.S.)          | _____ | _____ |

### HEAT NO. 5

| Lane | School                  | Place | Time  |
|------|-------------------------|-------|-------|
| 1    | Rockford (East)         | _____ | _____ |
| 2    | Harrisburg              | _____ | _____ |
| 3    | Lake Forest (H.S.)      | _____ | _____ |
| 4    | Hoffman Estates (H.S.)  | _____ | _____ |
| 5    | Wheaton (North)         | _____ | _____ |
| 6    | Lombard (Glenbard East) | _____ | _____ |
| 7    | Chicago (Mendel)        | _____ | _____ |
| 8    | Chicago (Kenwood)       | _____ | _____ |

### HEAT NO. 6

| Lane | School                        | Place | Time  |
|------|-------------------------------|-------|-------|
| 1    | Champaign (Central)           | _____ | _____ |
| 2    | Midlothian (Bremen)           | _____ | _____ |
| 3    | Moline                        | _____ | _____ |
| 4    | Chicago (Fenger)              | _____ | _____ |
| 5    | Olympia Fields (Rich Central) | _____ | _____ |
| 6    | Evanston (Twp.)               | _____ | _____ |
| 7    | Downers Grove (South)         | _____ | _____ |
| 8    |                               | _____ | _____ |



# Responsibilities of Sportsmanship

## THE ATHLETE...

- 1) Treats opponents with respect.
- 2) Plays hard, but plays within the rules.
- 3) Exercises self-control at all times, setting the example for others to follow.
- 4) Respects officials and accepts their decisions without gesture or argument.
- 5) Wins without boasting, loses without excuses, and never quits.
- 6) Always remembers that it is a privilege to represent the school and community.



## THE COACH...

- 1) Treats own players, and opponents, with respect.
- 2) Inspires in the athletes a love for the game and the desire to compete fairly.
- 3) Is the type of person he/she wants the athletes to be.
- 4) Disciplines those on the team who display unsportsmanlike behavior.
- 5) Respects the judgment and interpretation of the rules by the officials.
- 6) Knows he/she is a teacher, and understands the athletic arena is a classroom.

## THE OFFICIAL...

- 1) Knows the rules and their interpretations.
- 2) Places welfare of the participants above all other considerations.
- 3) Treats players and coaches courteously and demands the same from them.
- 4) Works cooperatively with fellow officials, timers and/or scorers for an efficient contest.
- 5) Is fair and firm in all decisions, never compensating for a previous mistake.
- 6) Maintains confidence, poise and self-control from start to finish.



## THE SPECTATOR...

- 1) Attempts to understand and be informed of the playing rules.
- 2) Appreciates a good play no matter who makes it.
- 3) Cooperates with and responds enthusiastically to cheerleaders.
- 4) Shows compassion for an injured player; applauds positive performances; does not heckle, jeer or distract players; and avoids use of profane and obnoxious language and behavior.
- 5) Respects the judgment and strategy of the coach, and does not criticize players or coaches for loss of a game.
- 6) Respects property of others and authority of those who administer the competition.
- 7) Censures those whose behavior is unbecoming.

## Charting the Class A Districts

| Site                       | No. Schools Assigned | No. Schools Advancing State Final | Total Advancing Competitors |
|----------------------------|----------------------|-----------------------------------|-----------------------------|
| Anna (A.-Jonesboro)        | 21                   | 15                                | 43                          |
| Carthage (Hancock Central) | 17                   | 12                                | 43                          |
| Clinton                    | 26                   | 12                                | 40                          |
| Coal City                  | 23                   | 10                                | 39                          |
| Erie                       | 20                   | 11                                | 42                          |
| McLeansboro                | 22                   | 10                                | 36                          |
| Maple Park (Kaneland)      | 30                   | 13                                | 45                          |
| Monmouth (H.S.)            | 20                   | 13                                | 41                          |
| Monticello                 | 28                   | 15                                | 41                          |
| Oregon                     | 25                   | 19                                | 45                          |
| Pittsfield                 | 22                   | 12                                | 44                          |
| Plano                      | 24                   | 14                                | 45                          |
| Robinson                   | 22                   | 13                                | 42                          |
| Rochester                  | 26                   | 13                                | 36                          |
| Sherrard                   | 23                   | 13                                | 48                          |
| Watseka                    | 24                   | 14                                | 35                          |
| <b>TOTAL</b>               | <b>373</b>           | <b>209</b>                        | <b>665</b>                  |

## Charting the Class AA Districts

| Site                           | No. Schools Assigned | No. Schools Advancing State Final | Total Advancing Competitors |
|--------------------------------|----------------------|-----------------------------------|-----------------------------|
| Belleville (East)              | 17                   | 13                                | 54                          |
| Belvidere                      | 17                   | 14                                | 44                          |
| Champaign (Central)            | 15                   | 10                                | 47                          |
| Country Club Hills (Hillcrest) | 19                   | 14                                | 66                          |
| Evanston (Twp.)                | 15                   | 12                                | 54                          |
| Hinsdale (Central)             | 17                   | 13                                | 67                          |
| Hoffman Estates (Conant)       | 19                   | 15                                | 55                          |
| Lake Forest (H.S.)             | 18                   | 13                                | 54                          |
| Moline                         | 14                   | 12                                | 53                          |
| Mt. Vernon                     | 13                   | 11                                | 41                          |
| Naperville (Central)           | 18                   | 15                                | 57                          |
| Oak Lawn (Richards)            | 19                   | 16                                | 63                          |
| Springfield (Lanphier)         | 20                   | 15                                | 63                          |
| Wheaton (W.-Warrenville)       | 18                   | 14                                | 66                          |
| Chicago Public League          | 65                   | 17                                | 92                          |
| <b>TOTAL</b>                   | <b>304</b>           | <b>204</b>                        | <b>876</b>                  |
| <b>STATEWIDE TOTAL</b>         | <b>677</b>           | <b>413</b>                        | <b>1541</b>                 |

## Recapping Class A Scoring Leaders

### 1975 @ Charleston (EIU)

|  |    |
|--|----|
| 1. Maple Park (Kaneland) . . . . .       | 34 |
| 2. Granville (Putnam County) . . . . .   | 18 |
| Hoopeston-East Lynn . . . . .            | 18 |
| 4. Prophetstown . . . . .                | 10 |
| Gilman . . . . .                         | 10 |
| 6. Carthage (Hancock Central) . . . . .  | 9  |
| Mahomet-Seymour . . . . .                | 9  |
| 8. Mt. Sterling (Brown County) . . . . . | 8  |
| Flanagan . . . . .                       | 8  |
| Stillman Valley . . . . .                | 8  |
| Clifton (Central) . . . . .              | 8  |
| Watseka . . . . .                        | 8  |

### 1977 @ Charleston (EIU)

|                                     |        |
|-------------------------------------|--------|
| 1. Maple Park (Kaneland) . . . . .  | 57     |
| 2. Lebanon . . . . .                | 30     |
| 3. Minooka . . . . .                | 26     |
| 4. Peru (St. Bede) . . . . .        | 24     |
| 5. Chicago (Luther South) . . . . . | 22     |
| Melrose Park                        |        |
| (Walther Lutheran) . . . . .        | 22     |
| 7. Tolono (Unity) . . . . .         | 20     |
| Robinson . . . . .                  | 20     |
| 9. Chester . . . . .                | 17     |
| 10. Sparta . . . . .                | 16 1/2 |

### 1979 @ Charleston (EIU)

|  |      |
|--|------|
| 1. Chicago (Luther South) . . . . .          | 42   |
| 2. Gibson City . . . . .                     | 34   |
| 3. Rochester . . . . .                       | 29   |
| 4. Madison . . . . .                         | 27   |
| 5. Aurora (Central Catholic) . . . . .       | 22.5 |
| 6. Elmhurst (Timothy Christian) . . . . .    | 21   |
| 7. Melrose Park (Walther Lutheran) . . . . . | 19   |
| 8. Arcola . . . . .                          | 18.5 |
| 9. Fulton . . . . .                          | 18   |
| 10. Erie . . . . .                           | 16   |
| Washburn (Lowpoint-W.) . . . . .             | 16   |
| Prophetstown . . . . .                       | 16   |

### 1981 @ Charleston (EIU)

|   |    |
|---|----|
| 1. Chicago (Leo) . . . . .                | 46 |
| 2. Chicago (Luther South) . . . . .       | 40 |
| 3. Princeton . . . . .                    | 38 |
| 4. Sidell (Jamaica) . . . . .             | 24 |
| St. Anne . . . . .                        | 24 |
| 6. Rochester . . . . .                    | 21 |
| 7. Buffalo (Tri-City) . . . . .           | 20 |
| Freeburg . . . . .                        | 20 |
| Melrose Park (Walther Lutheran) . . . . . | 20 |
| 10. Mahomet (M.-Seymour) . . . . .        | 17 |

### 1976 @ Charleston (EIU)

|  |    |
|--|----|
| 1. Granville (Putnam County) . . . . .       | 23 |
| 2. Maple Park (Kaneland) . . . . .           | 22 |
| 3. Farmington (East) . . . . .               | 17 |
| 4. Lebanon . . . . .                         | 14 |
| Peru (St. Bede) . . . . .                    | 14 |
| Momence . . . . .                            | 14 |
| 7. Gilman . . . . .                          | 12 |
| 8. Paxton . . . . .                          | 11 |
| 9. Melrose Park (Walther Lutheran) . . . . . | 10 |
| Polo . . . . .                               | 10 |

### 1978 @ Charleston (EIU)

|                                   |    |
|-----------------------------------|----|
| 1. Robinson . . . . .             | 35 |
| 2. Madison . . . . .              | 32 |
| 3. St. Anne . . . . .             | 31 |
| 4. Gibson City . . . . .          | 28 |
| 5. Casey . . . . .                | 25 |
| 6. Rushville . . . . .            | 24 |
| 7. Riverton . . . . .             | 18 |
| Peru (St. Bede) . . . . .         | 18 |
| Spring Valley (Hall) . . . . .    | 18 |
| 10. Highland (St. Paul) . . . . . | 16 |

### 1980 @ Charleston (EIU)

|   |    |
|---|----|
| 1. Chicago (Luther South) . . . . .       | 32 |
| 2. Metropolis . . . . .                   | 28 |
| 3. Mahomet-Seymour . . . . .              | 25 |
| 4. Freeburg . . . . .                     | 22 |
| 5. Gibson City . . . . .                  | 21 |
| 6. Paxton . . . . .                       | 20 |
| Melrose Park (Walther Lutheran) . . . . . | 20 |
| 8. Hoopeston-East Lynn . . . . .          | 19 |
| 9. Elmwood . . . . .                      | 18 |
| 10. Prophetstown . . . . .                | 17 |
| Forreston . . . . .                       | 17 |

## Recapping Class AA Scoring Leaders

### 1975 @ Charleston (EIU)

|                                       |    |
|---------------------------------------|----|
| 1. East St. Louis (Sr.) . . . . .     | 29 |
| 2. Chicago (Phillips) . . . . .       | 19 |
| Rockford (East) . . . . .             | 19 |
| 4. Maywood (Proviso East) . . . . .   | 14 |
| 5. Alton (Sr.) . . . . .              | 12 |
| 6. Joliet (East) . . . . .            | 11 |
| Oak Lawn (Comm.) . . . . .            | 11 |
| 8. Evanston . . . . .                 | 10 |
| 9. Elmhurst (York) . . . . .          | 9  |
| 10. Hillside (Proviso West) . . . . . | 8  |

### 1977 @ Charleston (EIU)

|                                       |    |
|---------------------------------------|----|
| 1. East St. Louis (Sr.) . . . . .     | 46 |
| Chicago Hts. (Bloom) . . . . .        | 46 |
| 3. Orland Park (Sandburg) . . . . .   | 28 |
| 4. Chicago (King) . . . . .           | 24 |
| 5. North Chicago . . . . .            | 23 |
| 6. Des Plaines (Maine West) . . . . . | 19 |
| 7. Springfield (Southeast) . . . . .  | 15 |
| Chicago (Mendel Catholic) . . . . .   | 15 |
| 9. Lockport (Central) . . . . .       | 14 |
| 10. Libertyville . . . . .            | 12 |
| East St. Louis (Lincoln) . . . . .    | 12 |
| Peoria (H.S.) . . . . .               | 12 |
| Champaign (Central) . . . . .         | 12 |

### 1979 @ Charleston (EIU)

|                                   |      |
|-----------------------------------|------|
| 1. Evanston (Twp.) . . . . .      | 51   |
| 2. East St. Louis (Sr.) . . . . . | 44.5 |
| 3. Chicago (Phillips) . . . . .   | 37   |
| 4. Palatine (Fremd) . . . . .     | 29   |
| 5. Moline . . . . .               | 27   |
| 6. Aurora (West) . . . . .        | 23   |
| 7. Deerfield . . . . .            | 21   |
| 8. Naperville (North) . . . . .   | 20   |
| Kankakee (Westview) . . . . .     | 20   |
| 10. Chicago (Tilden) . . . . .    | 17   |

### 1981 @ Charleston (EIU)

|                                       |    |
|---------------------------------------|----|
| 1. East St. Louis (Lincoln) . . . . . | 67 |
| 2. Blue Island (Eisenhower) . . . . . | 38 |
| 3. Chicago (Phillips) . . . . .       | 24 |
| 4. Chicago Hts. (Bloom) . . . . .     | 20 |
| Dolton (Thornridge) . . . . .         | 20 |
| Hillside (Proviso West) . . . . .     | 20 |
| 7. Mattoon . . . . .                  | 19 |
| 8. Maywood (Proviso East) . . . . .   | 18 |
| 9. North Chicago . . . . .            | 17 |
| Tinley Park (H.S.) . . . . .          | 17 |

### 1976 @ Charleston (EIU)

|                                     |    |
|-------------------------------------|----|
| 1. East St. Louis (Sr.) . . . . .   | 30 |
| 2. Chicago Hts. (Bloom) . . . . .   | 26 |
| 3. Maywood (Proviso East) . . . . . | 14 |
| 4. Harvey (Thornton) . . . . .      | 12 |
| 5. Rockford (East) . . . . .        | 10 |
| LaGrange (Lyons) . . . . .          | 10 |
| Orland Park (Sandburg) . . . . .    | 10 |
| Chicago (King) . . . . .            | 10 |
| 9. Joliet (East) . . . . .          | 9  |
| 10. Chicago (Harlan) . . . . .      | 7  |

### 1978 @ Charleston (EIU)

|                                   |    |
|-----------------------------------|----|
| 1. East St. Louis (Sr.) . . . . . | 37 |
| 2. Deerfield . . . . .            | 24 |
| Chicago (Brother Rice) . . . . .  | 24 |
| 4. Evanston (Twp.) . . . . .      | 23 |
| 5. Dolton (Thornridge) . . . . .  | 22 |
| Orland Park (Sandburg) . . . . .  | 22 |
| 7. Chicago (Calumet) . . . . .    | 21 |
| 8. Harvey (Thornton) . . . . .    | 20 |
| 9. Chicago (Farragut) . . . . .   | 19 |
| 10. Danville (H.S.) . . . . .     | 18 |
| Maywood (Proviso East) . . . . .  | 18 |


### 1980 @ Charleston (EIU)

|                                   |    |
|-----------------------------------|----|
| 1. Waukegan (East) . . . . .      | 40 |
| Maywood (Proviso East) . . . . .  | 40 |
| 3. Dolton (Thornridge) . . . . .  | 32 |
| 4. Chicago (Phillips) . . . . .   | 28 |
| 5. North Chicago . . . . .        | 26 |
| 6. Chicago Hts. (Bloom) . . . . . | 22 |
| Chicago (St. Ignatius) . . . . .  | 22 |
| 8. Chicago (Lindblom) . . . . .   | 21 |
| 9. Naperville (North) . . . . .   | 20 |
| 10. Danville (H.S.) . . . . .     | 19 |

## Results Are Posted

Results of competition in all events both Friday and Saturday are posted on the bulletin boards under the west main grandstand of O'Brien Stadium (north and next to the concession stand) as they become available. In addition, lane and flight assignments for the finals determined after preliminaries (and/or semifinals) Friday are also posted. Fans who wish to make notes in their Official Program are invited to visit this area as often as they desire both days of the meet. **ALL PERSONS**, however, are requested **not to remove** the posted material from the bulletin boards. In addition to being useful to track fans, the posted result sheets and heat sheets are the only vehicle by which coaches and contestants can gather necessary information concerning athletes from their school and specific assignments from future competition in the meet.

## Boys Track Program/Results Order Form



The Official Souvenir Program and/or a complete set of the results of the State Final may be obtained from the IHSA Office at cost noted below. Each complete set includes both the Program and all results. Orders should be addressed to: IHSA Office, 2715 McGraw Dr., Box 2715, Bloomington, IL 61701.

|              | Quantity Ordered | Unit Price | Amount Enclosed |
|--------------|------------------|------------|-----------------|
| Program Only | _____            | \$1.50 ea. | \$ _____        |
| Complete Set | _____            | \$2.50 ea. | \$ _____        |

Make Checks Payable to: **TOTAL ENCLOSED \$** \_\_\_\_\_  
 Illinois High School Assn.

Name: \_\_\_\_\_  
 Address: \_\_\_\_\_  
 City: \_\_\_\_\_ Zip: \_\_\_\_\_



# Boys State Track Meet Team Data

## Team Champions

(Excludes 1982)



| Year | Champion                   | Coach              | Points  | Year    | Champion                 | Coach            | Points |
|------|----------------------------|--------------------|---------|---------|--------------------------|------------------|--------|
| 1893 | Peoria                     |                    | 42      | 1954    | LaGrange (Lyons)         | Russell Deason   | 16     |
| 1894 | Urbana                     |                    | 22      | 1955    | Blue Island              | Ohlen Driver     | 18     |
| 1895 | Chicago (Englewood)        |                    | 26      | 1956    | Chicago Hts. (Bloom)     | Ralph Steben     | 22     |
| 1896 | Rockford                   |                    | 23      | 1957    | Chicago Hts. (Bloom)     | Ralph Steben     | 39 1/2 |
| 1897 | Chicago (Englewood)        |                    | 22      | 1958    | Chicago Hts. (Bloom)     | Ralph Steben     | 34 1/2 |
| 1898 | Aurora (East)              | George Stuart      | 36      | 1959    | Chicago Hts. (Bloom)     | Ralph Steben     | 29     |
| 1899 | Biggsville                 | J.A. Strang        | 23      | 1960    | Moline                   | Gene Shipley     | 21 1/2 |
| 1900 | Biggsville                 | Honey Stuart       | 33      | 1961    | LaGrange (Lyons)         | Max Armer        | 14 TIE |
| 1901 | Chicago (Englewood)        |                    | 20      |         | Rock Island (Sr.)        | Hod Lundeen      |        |
| 1902 | Chicago (South Division)   |                    | 31      | 1962    | Chicago (Phillips)       | Carl Bonner      | 29     |
| 1903 | Chicago (Hyde Park)        |                    | 24      | 1963    | Alton (Sr.)              | James Wigger     | 23     |
| 1904 | Pontiac                    |                    | 20      | 1964    | Alton (Sr.)              | James Wigger     | 19     |
| 1905 | Chicago (Englewood)        |                    | 16      | 1965    | Evanston                 | Bob Trevarthen   | 25     |
| 1906 | Chicago (Wendell Phillips) | Oliver Reilley     | 12 TIE  | 1966    | Evanston                 | Bob Trevarthen   | 30     |
|      | Aurora (West)              | Holland            |         | 1967    | Chicago (Harlan)         | Gerald Richard   | 23     |
| 1907 | Oak Park                   | Lewis Omer         | 18      | 1968    | Hillside (Proviso West)  | Don Kohlmann     | 20 1/2 |
| 1908 | Oak Park                   | Lewis Omer         | 30      | 1969    | Alton (Sr.)              | James Wigger     | 26     |
| 1909 | Chicago (University)       | John Monilaw       | 21      | 1970    | Evanston                 | Ron Helberg      | 21     |
| 1910 | Chicago (University)       | John Monilaw       | 26      | 1971    | Evanston                 | Ron Helberg      | 24     |
| 1911 | Chicago (University)       | John Monilaw       | 23      | 1972    | Evanston                 | Ron Helberg      | 28     |
| 1912 | Chicago (Lane Tech)        | Willard            | 18      | 1973    | East St. Louis (Lincoln) | George Holliday  | 16 TIE |
| 1913 | Oak Park                   | Robert Zupke       | 34      |         | LaGrange (Lyons)         | Max Armer        |        |
| 1914 | Class A—Chicago (Univ.)    | John Monilaw       | 42 1/2  | 1974    | Chicago (Lane Tech)      | William Lewis    | 27 TIE |
|      | Class B—LaGrange           | B.E. Gordon        | 28 1/2  |         | Evanston                 | Ron Helberg      |        |
| 1915 | Class A—Oak Park           | Glen Thistlewaite  | 32      | 1975-A  | Maple Park (Kaneland)    | Bruce Peterson   | 34     |
|      | Class B—LaGrange           | B.E. Gordon        | 30      | 1975-AA | East St. Louis (Sr.)     | Jimmy Lewis      | 29     |
| 1916 | Class A—Joliet             | Charles W. Jones   | 30      | 1976-A  | Granville (Putnam Co.)   | Jim Davis        | 23     |
|      | Class B—Harrisburg         | Herbert C. Hopkins | 20      | 1976-AA | East St. Louis (Sr.)     | Jimmy Lewis      | 30     |
|      | Class C—Evanston (Acad)    | Lewis Omer         | 48      | 1977-A  | Maple Park (Kaneland)    | Bruce Peterson   | 54     |
| 1917 | No Meet                    |                    |         | 1977-AA | East St. Louis (Sr.)     | Jimmy Lewis      | 46 TIE |
| 1918 | No Meet                    |                    |         |         | Chicago Hts. (Bloom)     | Lonnell Poole    |        |
| 1919 | Class A—Oak Park           | Glen Thistlewaite  | 48      | 1978-A  | Robinson                 | Tony Cork        | 35     |
|      | Class B—Chicago (Univ.)    | John Monilaw       | 19      | 1978-AA | East St. Louis (Sr.)     | Jimmy Lewis      | 37     |
| 1920 | Class A—Oak Park           | Glen Thistlewaite  | 41 1/2  | 1979-A  | Chicago (Luther South)   | Norm Meier       | 42     |
|      | Class B—Marion             | E.H. Schreiber     | 15 1/2  | 1979-AA | Evanston (Twp.)          | Willie May       | 51     |
| 1921 | Class A—Champaign          |                    | 38      | 1980-A  | Chicago (Luther South)   | Norm Meier       | 32     |
|      | Class B—Forrest            | C.C. Merrill       | 19      | 1980-AA | Maywood (Proviso East)   | Chuck Farinella  | 40 TIE |
| 1922 | Class A—Evanston           | A.P. Bradley       | 35      |         | Waukegan (East)          | Marvin Arrington | 40     |
|      | Class B—Forrest            | C.C. Merrill       | 19 1/2  | 1981-A  | Chicago (Leo)            | John O'Keefe     | 46     |
| 1923 | Class A—Oak Park           | Frank Winters      | 25 3/4  | 1981-AA | East St. Louis (Lincoln) | Arthur Marshall  | 67     |
|      |                            | L.L. Tichtin       |         |         |                          |                  |        |
|      | Class B—White Hall         | Clarence Whiteside | 20 1/2  |         |                          |                  |        |
| 1924 | Class A—Oak Park           | Frank Winters      | 46      |         |                          |                  |        |
|      | Class B—Girard             | C.H. Cushman       | 20      |         |                          |                  |        |
| 1925 | Class A—Danville           | J.W. Thomas        | 17 TIE  |         |                          |                  |        |
|      | Eldorado                   | Earl Bland         |         |         |                          |                  |        |
|      | Class B—Hinsdale           |                    | 28      |         |                          |                  |        |
| 1926 | Chicago (Senn)             | Pat Pierce         | 17 1/2  |         |                          |                  |        |
| 1927 | Rockford                   | Charles A. Beyer   | 19 1/2  |         |                          |                  |        |
| 1928 | Chicago (Tilden)           | Frank J. Hartman   | 22      |         |                          |                  |        |
| 1929 | Chicago (Hyde Park)        |                    | 15 TIE  |         |                          |                  |        |
|      | Chicago (Tilden)           | F.J. Hartman       |         |         |                          |                  |        |
| 1930 | Oak Park                   | Bob Woodruff       | 29      |         |                          |                  |        |
| 1931 | Oak Park                   | Bob Woodruff       | 17      |         |                          |                  |        |
| 1932 | Oak Park                   | Bob Woodruff       | 32      |         |                          |                  |        |
| 1933 | Rockford                   | Charles A. Beyer   | 18      |         |                          |                  |        |
| 1934 | Winnetka (New Trier)       | John Nay           | 19      |         |                          |                  |        |
| 1935 | Rockford                   | Charles A. Beyer   | 21      |         |                          |                  |        |
| 1936 | Elmhurst (York)            | Clarence East      | 20      |         |                          |                  |        |
| 1937 | Oak Park                   | Bob Woodruff       | 18 1/2  |         |                          |                  |        |
| 1938 | Oak Park                   | Bob Woodruff       | 29      |         |                          |                  |        |
| 1939 | Elmhurst (York)            | Clarence East      | 22      |         |                          |                  |        |
| 1940 | Maywood (Proviso)          | Otto H. Matte      | 16 1/2  |         |                          |                  |        |
| 1941 | Des Plaines (Maine)        | Sam Marzulo        | 20      |         |                          |                  |        |
| 1942 | Oak Park                   | Don Harshbarger    | 26 2/3  |         |                          |                  |        |
| 1943 | Chicago (Phillips)         | Lawrence Bingley   | 18      |         |                          |                  |        |
| 1944 | Winnetka (New Trier)       | John M. Nay        | 41 1/2  |         |                          |                  |        |
| 1945 | Oak Park                   | Don Harshbarger    | 27 3/4  |         |                          |                  |        |
| 1946 | Des Plaines (Maine)        | Sam Marzulo        | 16      |         |                          |                  |        |
| 1947 | Oak Park                   | Robert C. Wright   | 33      |         |                          |                  |        |
| 1948 | LaGrange (Lyons)           | Russell Deason     | 15      |         |                          |                  |        |
| 1949 | LaGrange (Lyons)           | Russell Deason     | 26 7/10 |         |                          |                  |        |
| 1950 | Chicago (Phillips)         | Henry Springs      | 19      |         |                          |                  |        |
| 1951 | Chicago (Phillips)         | Henry Springs      | 24      |         |                          |                  |        |
| 1952 | LaGrange (Lyons)           | Russell Deason     | 20      |         |                          |                  |        |
| 1953 | LaGrange (Lyons)           | Russell Deason     | 30 7/10 |         |                          |                  |        |


### Meet The Advisory Committee




**ROY GUMMERON**  
Oak Park  
Chairman



**EDWARD L. KEY**  
Chicago (Kenwood)



**DENNIS BEST**  
Coal City



**LARRY WIECZOREK**  
Hillside (Proviso West)



**LARRY RAGSDALE**  
Knoxville



**HENRY FELDT**  
Lebanon



**PAUL DAVIES**  
Oak Lawn (Comm.)



**PHIL SALZER**  
Peoria (H.S.)