


IHSA TRACK



1984 Boys State Final Meet

90th Year of Statewide Series

10th Annual Class A and Class AA



Friday-Saturday
May 25-26, 1984

Official Program: \$1.00



O'Brien Stadium (EIU)
Charleston, Illinois

Meet the



Board of Directors



JOHN DOWLING
Watseka
Division 5
President



CHARLES SMITH
Flossmoor
(Homewood-Flossmoor)
Division 3
Vice President



GAIL BORTON
West Frankfort
(Frankfort)
Division 7
Secretary



RAYMOND COLLIER
Aurora (East)
Treasurer
Appointed by Board



NICHOLAS T. MANNOS
Skokie (Niles West)
Division 2
Director



EDWARD L. OLDS, III
Chadwick
Division 4
Director



RICHARD E. STEPHENSON
Chicago (Dunbar)
Division 1
Director



DAVID W. TURNER
Petersburg (Porta)
Division 6
Director



'Welcome To Our Campus'

It gives me great pleasure to extend greetings to all participants, officials and spectators attending this 1984 Illinois High School Association State Track and Field Championship.

We are pleased that we can cooperate with the IHSA by hosting this outstanding championship event. We believe our facilities are among the finest in the nation, and are paralleled by the accomplishments of you participating athletes whose times and distances have proven to be among the elite in the United States.


This University has pledged to serve the people of Illinois, and we are proud to share in the enthusiasm each of you bring to our campus this weekend.

I hope you will have an opportunity to visit us often. My very best wishes for a successful championship.

STANLEY G. RIVES,
President



STANLEY RIVES
President



EIU State

Final Hosts



R.C. JOHNSON
Athletic Director



RON PAAP
Associate A.D.



JOAN SCHMIDT
Girls Meet Mgr.



NEIL MOORE
Boys Meet Mgr.



TOM AKERS
Asst. Meet Mgr.



CHERYL BIRKHEAD
Girls Trainer



ROB DOYLE
Girls Trainer



DAVE KIDWELL
Sports Info. Dir.



KEVIN ANGLIN
Promotions Dir.



RUSS WALTRIP
Equip. Mgr.

Russ Deason Named Honorary Referee



RUSS DEASON
LaGrange

Long-time LaGrange (Lyons) track coach and one of the nation's premier starters, Russ Deason, will be honored before the start of the finals in this 90th renewal of the Illinois High School Association (IHSA) Boys State Final Track Meet Saturday as its Honorary Referee.

A 1934 graduate of Southern Illinois University-Carbondale, Deason began his coaching career at Valier Community High School. In 1939 he earned his Master's from the Univ. of Missouri. Before joining the staff at LaGrange (Lyons) in 1944, he taught

and coached at Valier, Nokomis, St. Elmo and Decatur. In 1947, he became head track coach at LaGrange (Lyons).

From 1948 through 1954, his Lyons Township thincad squads placed as follows in the Boys State Final Meet: 1st in '48, 1st in '49, 2nd in '50, 4th in '51, 1st in '52, 1st in '53 and 1st in '54.

Deason retired from coaching in 1960 and began his career in track officiating. His work in officiating included being starter at the IHSA Boys State Final Meet five times, the Big Ten Conference Championship Meet once (1977) and the NCAA Division 1 National Championship Meet once (1977).

Now retired from the bus transportation business, Deason lives in Hot Springs Village, Arkansas.

Honor Roll of Honorary Referees

Following is a list of the men who have been Honorary Referees since 1960:

1960—Robert S. Woodruff, Oak Park
 1961—Shelby Himes, Urbana
 1962—Harry Hill, Gridley
 1963—C. L. Harriss, Carlyle
 1964—Clarence East, Elmhurst
 1965—Milt F. Sprunger, Washington
 1966—Ross Anderson, Oak Park
 1967—Emil G. "Heinie" Schultz, Evanston
 1968—W. W. Downing, East St. Louis
 1969—Roy S. Anderson, Lincoln
 1970—Jim Evers, Centralia
 1971—A. G. "Frenchie" Haussler, Peoria
 1972—Leo L. Singer, Waukegan

1973—Harry E. Gaines, Mattoon
 1974—Harold G. Monilaw, LaGrange
 1975—Clarence B. "Babe" Pierce, Sparta
 1976—John S. Gill, Elmhurst
 1977—Eugene (Gene) Armer, Urbana
 1978—Roy Gummerson, Oak Park
 1979—Ira Scott, Naperville
 1980—George Dekan, Carol Stream
 1981—Jack D. May, Urbana
 1982—Richard K. Welty, Palatine
 1983—Gene Masters, Normal
 1984—Russ Deason, LaGrange



Nearly 100 dedicated men and women volunteer their time, energy and effort to serve as the personnel responsible for conducting the annual State Track Meet. It would be impossible to conduct this gigantic track and field carnival without their expertise and the state meet would not have the national reputation it does without their cheerful cooperation. To the men and women who slice this precious portion out of their busy schedules to serve the young men and women of our state, we offer a very, very special thanks.

Administering this year's State Final Meet would not be possible without the tremendous contributions of the Harry Gill

Special Thanks

Company, Urbana, Modern Business Systems of Champaign and Dekan Athletic Equipment Corp., West Chicago. For the 32nd great year, the Harry Gill Company is supplying some track and field equipment used here at O'Brien Stadium this weekend. Modern Business Systems has contributed for the 3rd year a Savin paper copier, which is used to help speed up the posting of results of the more than 1,000 competitors. Dekan Athletic Equipment Corp. is supplying for the fourth year the digital watches used by the timers. The IHSA greatly appreciates the sincere interest in the young people of Illinois demonstrated by these firms.


Meet the



Administrative Staff

You May Reach Us By...

Writing: IHSA Office
 Box 2715
 Bloomington, IL 61702-2715
 Calling: (309) 663-6377



LAVERE L. ASTROTH
Executive Secretary



DAVE FRY
Associate Exec. Secretary



CHARLENE BREMBERG
Asst. Exec. Secretary



OLA BUNDY
Asst. Exec. Secretary



JIM FLYNN
Asst. Exec. Secretary



DON ROBINSON
Asst. Exec. Secretary

Honorary Referee:

Russ Deason, LaGrange

Referee:

Ron Helberg, Glenview

Starter:

Jerry Parsons, Monticello

Aid to Starter:

Steve Parsons, Monticello

Assistant Starters:

Dean Anderson, LaGrange

Verne Sprehe, Rushville

Clerk of Course:

Bill Brandvold, Mattoon

Assistant Clerks of Course:

Terry Vanna Anderson, Forest Park

Joyce Carlson, Chicago

Ralph Krupke, Roselle

Alex Rexroat, Oak Park

Relays Clerks:

William Anderson, Rantoul

Bob Hout, Newton

Robert Polson, Palos Park

Elmer Smith, Mattoon (Fri-9 to 3) All day Sat.

Accutrack Personnel:

Larry Clear, Gordonville, Mo.

George Paulik, Aurora

John Polka, Oak Park

Accutrack Film Evaluators:

Dennis Best, Morris

Edward Key, Chicago

Larry Wiczorek, Lombard

Head Finish Judges:

Chic Anderson, Palatine

Carlin Nalley, Lisle

Finish Judges:

Floyd Catterton, Moline

John Davis, Glenview

Joe Gross, Clarendon Hills

Chuck Harnisch, Orland Park

Mark A. Jostes, Moweaqua

John McNamee, Peoria

Ed Madix, Peoria

Ron Powell, Alexis

Hal Prichard, Decatur

Richard Raub, Springfield

Bruce Samoore, Arlington Hts.

Gene Sawalick, Belleville

James Schaive, Ottawa

Gary Scholtz, Schaumburg

James Southworth, Marion

Dick Tharp, Normal

Don Vandersnick, Lincoln

Bryan Wilkinson, Granite City

Head Timers:

Charlie Feutz, Schaumburg

Rich Welty, Palatine

Assistant Head Timer:

Gene McFarland, Charleston

Timers:

John Allwood, Riverside

Jerry Blew, Wheaton

Frank Chiodo, Normal

Joe Devine, Wisconsin

Melvin Everly, Winnetka

Pascal Gilmore, Libertyville

Allen Goodman, Schaumburg

Francis Kite, Riverside

Bob LaCroix, Peoria

John Liljah, Moline

Jerry McQuire, Chicago

Brewster Parker, Lincoln

Dave Pasquini, Wheeling

Frank Pitol, Collinsville

Tony Sacco, River Forest

Taylor Thomas, Urbana

Head Curve & Exchange Inspector:

James E. Johnson, Charleston

Asst. Head Curve & Exchange Inspector:

R.B. Garshelis, Charleston

Curve & Exchange Inspectors:

Doug Barclay, Bourbonnais

Dave Brooks, Olney

Bill Gedonius, Oak Park (Fri. p.m. & Sat.)

Jim Grimes, Cullom

Oscar Hicks, Tolono (Sat. only)

Chuck Ingram, Harrisburg

Mark McCabe, Sterling

Gene Martin, Urbana

Jim Martin, Wheaton

Lloyd Moma, Blue Mound

Paul Neakrase, Washington

Christopher Perry, Peoria

Floyd Rogers, Crystal Lake

Robert W. Scott, Effingham

Stephen Weckstein, Highland Park

Dave Ventucci, Litchfield

Head Pole Vault Judge, Crew No. 1:

Dwight Simmons, Decatur

Pole Vault Judges:

Rod White, Centralia

Ed Zembal, Oak Park

Head Pole Vault Judge, Crew No. 2:

Glenn Cothorn, Warrenville

Pole Vault Judges:

Mike Burke, Fenwick

Larry Lane, Crystal Lake

Head Pole Vault Judge, Crew No. 3:

Angelo Rinchiuso, Quincy

Pole Vault Judges:

Dave Daugherty, Mason City

Jim Rexilius, Wheaton

Head High Jump Judge, Crew No. 1:

Paul Kays, Oak Park

High Jump Judges:

Dave Axlerod, Highland Park

Gene McCarter, East Moline

Stan Martin, Elgin

Head High Jump Judge, Crew No. 2:

Alex McKnight, Freeport

High Jump Judges:

Jack Herschbach, Chester

David Lee, McLeansboro

John Mills, Bement

Head Long Jump Judge, Crew No. 1:

Robert Turner, Decatur

Long Jump Judges:

Dale Engelhorn, San Jose

Roger Van Deveer, Mattoon

Head Long Jump Judge, Crew No. 2:

William Bulat, Milan

Long Jump Judges:

Howard D. Morgan, Peoria

Donald L. Schaefer, Charleston

Head Triple Jump Judge, Crew No. 1:

Al Rosenberger, Jacksonville

Triple Jump Judges:

Art Carlson, Oregon

Gary Coates, Princeton

Virgil McElfresh, Peoria

Dan Moy, Jacksonville

Head Triple Jump Judge, Crew No. 2:

Ron Campbell, Skokie

Triple Jump Judges:

Warren G. Hoger, Westchester

Steve Lawrence, Oak Park

Graham Updike, Centralia

Rick White, Peoria

Head Shot Put Judge, Crew No. 1:

Kenneth L. Shelhamer, Oak Park

Shot Put Judges:

Leonard W. Burt, Arlington Hts.

Kenneth Johnson, Elgin

Head Shot Put Judge, Crew No. 2:

Stan Truckenbrod, Glen Ellyn

Shot Put Judges:

Doug Chapman, Belvidere

Thomas Miller, Dundee

Head Discus Throw Judge, Crew No. 1:

Warren L. McGhee, Canton

Discus Judges:

Emelio Bassy, Columbia

John Harrer, Arthur

Don Kemp, Concord

Wayne Prince, Belleville

Head Discus Judge, Crew No. 2:

Larry Miller, Ottawa

Discus Judges:

Carl Magsamen, Park Ridge

John Nation, Monticello

John Selke, Hoffman Estates

Ottis Taylor, Davenport, IA

Anemometer Operators:

Ron Gummerson, Schaumburg

Bill Hasselbacher, Peoria

Arthur Marshall, East St. Louis

Jerry Slack, Wheaton

Announcers:

Lance Johnson, Warrenville

Joe Spagnolo, Westchester

Scorers: Class A & AA

Lynn Swango, Monticello

Robert Rehberg, Park Forest

Art Sievers, Monticello

Darrell Prince, Dolton

Finish Line Marshall:

Michael Begovich, Melrose Park

Finish Line Recorders:

Harold D. Bowen, Farmington

Kenneth Kite, Arlington Hts.

Seeding Staff Chairman:

Eugene B. Armer, Urbana

Seeding Staff:

John Cheney, Elmwood Park

Lloyd Grafford, East Alton

Jim Lewis, East St. Louis

Leonard E. Wilson, Champaign

Supervisors:

Track Events—Hank Feldt, Lebanon

Finish Line Flow—Dennis Best, Morris

Pole Vault—Glenn Cothorn, Warrenville

Field Events (not PV)—Phil Salzer, Peoria

Records, Track—Dick Hamann, Carrollton

Records, Field—Paul Davies, Oak Lawn

Administration & Information:

Larry Ragsdale, Knoxville, Chairman

Walter Elmore, Charleston

Robert N. Schott, Mt. Prospect

Glen Hamilton, Pinckneyville

Games Committee:

Roy Gummerson, Oak Park, Chairman

Dennis Best, Morris

Paul Davies, Oak Lawn

Hank Feldt, Lebanon

Edward Key, Chicago

Phil Salzer, Peoria

Dick Hamann, Carrollton

Larry Wiczorek, Lombard

Runners:

Ann Moses, Springfield

Kristine Raub, Springfield

Custodian of Awards:

Gail Borton, West Frankfort

Raymond Collier, Aurora

Fred Curtis, Belleville

John Dowling, Watseka

Nicholas Mannos, Skokie

Richard Stephenson, Chicago

IHSA Staff Representatives:

L.L. Astroth

James P. Flynn

Donald K. Robinson

Press Stewards:

Don Vogel, Oak Park

Mike Murray, Bloomington

Assistant Press Stewards:

John Beabout, Charleston

Pat Berggren, Oak Park

Steve Binder, Winfield

Jackie Bowman, Carlinville

Gary Burrows, Ottawa

Stewart Coleman, Carbondale

Steve Hershberger, DeKalb

Gary Hills, Springfield

Wilburn Hutson, Charleston

Susan McCann, Charleston

Dan Thornburgh, Charleston

Utility Officials:

Ben Ward, Chicago

Dennis Winkler, Peoria

EIU Representatives:

R.C. Johnson

Ron Paap

Neil Moore

Boys Track State Final Time Schedule

Friday, May 25, 1984 (Preliminaries and Semifinals)

Note: Flights 3 and 4 are scheduled at the site of 1 and 2 respectively in all field events. If another facility becomes available, the Games Committee reserves the right to adjust flight sequence and location.

Class AA Field Events Begin at 9:00 a.m.

- 9:00 a.m. Pole Vault - Flight 1 - North Runway (Warmup 8:30 a.m.)
- 9:30 a.m. Pole Vault - Flight 2 - South Runway (Warmup 9:00 a.m.)
- 11:15 a.m. Pole Vault - Flight 3 to follow completion of Flight 1 (30-minute warmup)
- 9:00 a.m. High Jump - Flight 1 followed by 2 and 3 (Warmup 8:45 a.m. for Flight 1)
- 9:00 a.m. Shot Put - Flight 1 -- Northwest Circle (End Zone) (Warmup 8:45 a.m.)
- 9:00 a.m. Shot Put - Flight 2 -- Northeast Circle (End Zone) (Warmup 8:45 a.m.)
- 9:45 a.m. Shot Put - Flight 3 to follow completion of Flight 1 (15-minute warmup)
- 9:45 a.m. Shot Put - Flight 4 to follow completion of Flight 2 (15-minute warmup)
- 9:00 a.m. Long Jump - Flight 1 - South Runway, East Side (Warmup 8:45 a.m.)
- 9:00 a.m. Long Jump - Flight 2 - North Runway, East Side (Warmup 8:45 a.m.)
- 10:30 a.m. Long Jump - Flight 3 - South Runway (Warmup 10:15)
- 11:00 a.m. Long Jump - Flight 4 - North Runway (Warmup 10:45)
- 10:30 a.m. Discus - Flight 1 - South Field (Warmup 10:15 a.m.)
- 10:30 a.m. Discus - Flight 2 - North Field (Warmup 10:15 a.m.)
- 11:15 a.m. Discus - Flight 3 to follow completion of Flight 1 (15-minute warmup)
- 11:15 a.m. Discus - Flight 4 to follow completion of Flight 2 (15-minute warmup)
- 12:05 p.m. Triple Jump- Flight 1 - North Runway, East Side (Warmup 11:50 a.m.)
- 12:05 p.m. Triple Jump- Flight 2 - South Runway, East Side (Warmup 11:50 a.m.)
- 12:55 p.m. Triple Jump- Flight 3 to follow Flight 1 (15-minute warmup)
- 12:55 p.m. Triple Jump- Flight 4 to follow Flight 2 (15-minute warmup)

Class AA Running Events Begin at 9:00 a.m.

- 8:56 a.m. - NATIONAL ANTHEM
- 9:00 a.m. - 3200 Meter Relay Prelims (3 heats, qualify top 12 times to finals)
- 9:33 a.m. - 400 Meter Relay Prelims (6 heats, qualify top 8 times to finals)
- 9:59 a.m. - 110 Meter High Hurdles Prelims (6 heats, qualify 4 each heat to semifinals)
- 10:17 a.m. - 100 Meter Dash Prelims (6 heats, qualify 4 each heat to semifinals)
- 10:37 a.m. - 110 Meter High Hurdles Semifinals (4 heats, qualify 2 each heat to finals)
- 10:49 a.m. - 100 Meter Dash Semifinals (4 heats, qualify 2 each heat to finals)
- 11:01 a.m. - 800 Meter Run Prelims (4 heats, qualify top 12 times to finals)
- 11:25 a.m. - 800 Meter Relay Prelims (6 heats, qualify top 8 times to finals)
- 12:01 p.m. - 400 Meter Dash Prelims (6 heats, qualify top 8 times to finals)
- 12:25 p.m. - 200 Meter Dash Prelims (7 heats, qualify top 4 each heat to semifinals)
- 12:48 p.m. - 300 Meter Low Hurdles Prelims (5 heats, qualify top 8 times to finals)
- 1:08 p.m. - 1600 Meter Run Prelims (4 heats, qualify top 12 times to finals)
- 1:36 p.m. - 200 Meter Dash Semifinals (4 heats, qualify 2 each heat to finals)
- 1:48 p.m. - 1600 Meter Relay Prelims (7 heats, qualify top 8 times to finals)
- 2:30 p.m. - FINIS

Class A Field Events Begin at 1:00 p.m.

- 1:00 p.m. Pole Vault - Flight 1 - South Runway (Warmup 12:30)
- 1:30 p.m. Pole Vault - Flight 2 - North Runway (Warmup 1:00 p.m.)
- 1:00 p.m. High Jump - Flight 1 followed by 2 and 3 (15-minute warmup)
- 1:15 p.m. Shot Put - Flight 1 -- Northwest Circle (End Zone) (Warmup 1:00 p.m.)
- 1:15 p.m. Shot Put - Flight 2 -- Northeast Circle (End Zone) (Warmup 1:00 p.m.)
- 2:00 p.m. Shot Put - Flight 3 to follow completion of Flight 1 (15-minute warmup)
- 1:40 p.m. Long Jump - Flight 1 - South Runway, East Side (Warmup 1:25 p.m.)
- 1:40 p.m. Long Jump - Flight 2 - North Runway, East Side (Warmup 1:25 p.m.)
- 2:35 p.m. Long Jump - Flight 3 to follow completion of Flight 1 (15-minute warmup)
- 2:35 p.m. Triple Jump- Flight 1 - North Runway, East Side (Warmup 2:20 p.m.)
- 3:15 p.m. Triple Jump- Flight 2 - South Runway, East Side (Warmup 3:00 p.m.)
- 3:20 p.m. Triple Jump- Flight 3 to follow Flight 1 (15-minute warmup)
- 2:15 p.m. Discus - Flight 1 - North Field (Warmup 2:00 p.m.)
- 2:15 p.m. Discus - Flight 2 - South Field (Warmup 2:00 p.m.)
- 3:00 p.m. Discus - Flight 3 to follow completion of Flight 1 (15-minute warmup)
- 3:00 p.m. Discus - Flight 4 to follow completion of Flight 2 (15-minute warmup)

Class A Running Events Begin at Conclusion of Class AA

- 2:30 p.m. - 3200 Meter Relay Prelims (2 heats, qualify top 12 times to finals)
- 2:52 p.m. - 400 Meter Relay Prelims (5 heats, qualify top 8 times to finals)
- 3:14 p.m. - 110 Meter High Hurdles Prelims (5 heats, qualify 3 each heat to semifinals)
- 3:29 p.m. - 100 Meter Dash Prelims (5 heats, qualify 3 each heat to semifinals)
- 3:46 p.m. - 110 Meter High Hurdles Semifinals (2 heats, qualify 4 each heat to finals)
- 3:52 p.m. - 100 Meter Dash Semifinals (2 heats, qualify 4 each heat to finals)
- 3:58 p.m. - 800 Meter Run Prelims (2 heats, qualify top 12 times to finals)
- 4:10 p.m. - 800 Meter Relay Prelims (5 heats, qualify top 8 times to finals)
- 4:40 p.m. - 400 Meter Dash Prelims (5 heats, qualify top 8 times to finals)
- 5:00 p.m. - 200 Meter Dash Prelims (4 heats, qualify top 4 each heat to semifinals)
- 5:14 p.m. - 300 Meter Low Hurdles Prelims (4 heats, qualify top 8 times to finals)
- 5:30 p.m. - 1600 Meter Run Prelims (2 heats, qualify top 12 times to finals)
- 5:44 p.m. - 200 Meter Dash Semifinals (2 heats, qualify 4 each heat to finals)
- 5:50 p.m. - 1600 Meter Relay Prelims (5 heats, qualify top 8 times to finals)
- 6:20 p.m. - FINIS



Note: All fields events will be held outdoors (weather permitting). In case of delays in events using the same facility, the following flight will begin as soon as the previous flight is completed.

Saturday, May 26, 1984

(Finals in all events)

Class A Field Events

- 11:00 a.m.—Long Jump (South Runway), Pole Vault (South Runway), Shot Put (Northwest Circle), High Jump
- 12:30 p.m.—Discus (South Field), Triple Jump (North Runway)

Class AA Field Events

- 11:00 a.m.—Long Jump (North Runway), Pole Vault (North Runway), Shot Put (Northeast Circle)
- 12:30 p.m.—Discus (North Field), Triple Jump (South Runway), High Jump

Track Events

- 12:00 noon—National Anthem
- 12:15 p.m.—Class A 3200 Meter Relay
- 12:25 p.m.—Class AA 3200 Meter Relay
- 12:36 p.m.—Class A 400 Meter Relay
- 12:42 p.m.—Class AA 400 Meter Relay
- 12:50 p.m.—Class A 3200 Meter Run
- 1:02 p.m.—Class AA 3200 Meter Run—Heat 1
- 1:16 p.m.—Class AA 3200 Meter Run—Heat 2
- 1:34 p.m.—Class A 110 Meter High Hurdles
- 1:38 p.m.—Class AA 110 Meter High Hurdles
- 1:43 p.m.—Class A 100 Meter Dash
- 1:47 p.m.—Class AA 100 Meter Dash
- 1:51 p.m.—Class A 800 Meter Run
- 1:56 p.m.—Class AA 800 Meter Run
- 2:08 p.m.—Class A 800 Meter Relay
- 2:15 p.m.—Class AA 800 Meter Relay
- 2:29 p.m.—Class A 400 Meter Dash
- 2:35 p.m.—Class AA 400 Meter Dash
- 2:43 p.m.—Class A 300 Meter Low Hurdles
- 2:46 p.m.—Class AA 300 Meter Low Hurdles
- 2:54 p.m.—Class A 1600 Meter Run
- 3:02 p.m.—Class AA 1600 Meter Run
- 3:14 p.m.—Class A 200 Meter Dash
- 3:18 p.m.—Class AA 200 Meter Dash
- 3:24 p.m.—Class A 1600 Meter Relay
- 3:32 p.m.—Class AA 1600 Meter Relay
- 3:45 p.m.—Awards

Charting the Class A Finals

3200-Meter Relay

Lane	No.	School	Final Place	Final Time

800-Meter Relay

Lane	No.	School	Final Place	Final Time

400-Meter Relay

Lane	No.	School	Final Place	Final Time

400-Meter Dash

Lane	No.	Competitor, School	Final Place	Final Time

110-Meter High Hurdles

Lane	No.	Competitor, School	Final Place	Final Time

300-Meter Low Hurdles

Lane	No.	Competitor, School	Final Place	Final Time

100-Meter Dash

Lane	No.	Competitor, School	Final Place	Final Time

200-Meter Dash

Lane	No.	Competitor, School	Final Place	Final Time

800-Meter Run

Alley	No.	Competitor, School	Final Place	Final Time

1600-Meter Relay

Lane	No.	School	Final Place	Final Time

Boys Class A Competitors By Flight

(Boys Class A Competitors Wear Numbers on Green.)

(Note: Top 8 qualify for Finals.)



LONG JUMP PIT

EVENT
NUMBER

1

LONG JUMP PIT

LONG JUMP

How To Score The Finals

Final Place 1st 2nd 3rd 4th 5th 6th 7th 8th
Team Points 10 8 6 5 4 3 2 1

Event Data

	Class A	Class AA
Total Qualifiers	33	55
Total Regular Qualifiers	32	32
Total Extra Qualifiers	1	23
No. of Flights	3	4

Records

Long Jump

PREP—25-9½ by Gerald Hardeman, Fresno (Edison), CA, 1972
IHSA—24-6¼ by Oscar Wallace, Alton (Sr.), 1969
Class A—23-3¼ by Steve Safranski, Granville (Putnam County), 1976
Class AA—24-4¼ by Larry Perry, Alton (Sr.), 1974

Class A Sectional Bests

22-7¾ Tom Mowatt (Jr.) Chicago (The Latin School)
22-4½ Brian Radke (Jr.) Gridley
22-4¼ Brian Dobey (So.) New Holland (N.H.-Middletown)
22-3 Paul Rodgers (So.) Rochester
22-1 Jeff Schade (Jr.) Saunemin
21-11½ Mark Underwood (Sr.) Newman
21-9½ Brian Stauffenberg (Sr.) Manteno
21-9 Tom Tozer (Sr.) Warrensburg (W.-Latham)
21-8¾ Tony Scott (So.) Stronghurst (Southern)
21-8¼ Mike Lehman (Sr.) Elgin (St. Edward)

Class AA Sectional Bests

24-6 Andre Love (Jr.) Westchester (St. Joseph)
23-8 Edmondo Moxey (Jr.) Danville (H.S.)
23-5¼ Tracy Robinson (Sr.) Hillside (Proviso West)
23-4¼ Richard Perkins (Sr.) Aurora (East)
23-3¼ Steve Breathett (Sr.) Kankakee (Sr.)
23-2 Scott Shorney (Sr.) Wheaton (Central)
*22-10¾ Van Cowden (Sr.) Danville (H.S.)
22-10½ Tim Simon (Sr.) Maywood (Proviso East)
22-9¾ Byron Olden (Jr.) East St. Louis (Lincoln)
22-9¼ Steve Peregoy (Jr.) Downers Grove (North)
* Defending Champion

FLIGHT NO. 1 -- South Runway

Order No.	Competitor, School	Place	Mark
1 58	Bryan Cox (Sr.) Louisville (North Clay)	—	—
2 164	Curt Johnson (Sr.) Atkinson	—	—
3 55	Steve Gragert (Jr.) Flora	—	—
4 154	Sam Baz (So.) Wenona	—	—
5 124	Troy Smith (Jr.) Marseilles	—	—
6 196	Mike Merkley (Jr.) Tiskilwa	—	—
7 306	Jimmy O'Donley (Sr.) Grayville	—	—
8 269	David Johnson Rossville (R.-Alvin)	—	—
9 545	Doug Ely (Sr.) Amboy	—	—
10 644	Harold Landon (Jr.) Carlinville	—	—
11 233	Jim Powers (Sr.) Poplar Grove (North Boone)	—	—
12 367	Don Luper (Sr.) Avon	—	—

FLIGHT NO. 2 -- North Runway

Order No.	Competitor, School	Place	Mark
1 290	Phil Steinmetz (Jr.) Christopher	—	—
2 514	Ricky Simmons (Sr.) Bushnell (B.-Prairie City)	—	—
3 528	Steve Froman (Sr.) Hamilton	—	—
4 268	Billy Stewart (Sr.) Rankin	—	—
5 432	Randy Blanchard (Sr.) Riverton	—	—
6 635	David Scott (Jr.) Bunker Hill	—	—
7 626	Winston Henry (Sr.) Sparta	—	—
8 601	David Dillard (Sr.) Columbia	—	—
9 556	Jim Rus (Sr.) Erie	—	—
10 106	Chad Bolin (Sr.) Sullivan	—	—
11 220	Chris VanDegraft (Jr.) Mt. Morris	—	—
12 471	Mike Lehman (Sr.) Elgin (St. Edward)	—	—

FLIGHT NO. 3 -- South Runway

Order No.	Competitor, School	Place	Mark
1 405	Tony Scott (So.) Stronghurst (Southern)	—	—
2 33	Tom Tozer (Sr.) Warrensburg (W.-Latham)	—	—
3 345	Brian Stauffenberg (Sr.) Manteno	—	—
4 102	Mark Underwood (Sr.) Newman	—	—
5 362	Jeff Schade (Jr.) Saunemin	—	—
6 434	Paul Rodgers (So.) Rochester	—	—
7 27	Brian Dobey (So.) New Holland (N.H.-Middletown)	—	—
8 327	Brian Radke (Jr.) Gridley	—	—
9 460	Tom Mowatt (Jr.) Chicago (The Latin School)	—	—

LONG JUMP PIT

EVENT
NUMBER

1

LONG JUMP PIT

Boys Class AA Competitors By Flight

(Boys Class AA Competitors Wear Numbers on Red.)

(Note: Top 8 qualify for Finals.)

FLIGHT NO. 1 -- South Runway

Order No.	Competitor, School	Place	Mark
1	715 Michael O'Brien (Sr.) Wilmette (Loyola)	—	—
2	699 Melvin Hodges (Jr.) Evanston (Twp.)	—	—
3	804 John Owens (Jr.) Chicago (Taft)	—	—
4	40 Ed Young (Sr.) Mt. Vernon	—	—
5	604 Keith Thomas (So.) Chicago (St. Rita)	—	—
6	660 Melvin Yancey (Jr.) Waukegan (West)	—	—
7	171 Melvin Crawford (Jr.) Freeport (H.S.)	—	—
8	95 Mike McGhee (Sr.) Sterling (H.S.)	—	—
9	610 Daryl Foster (Jr.) Dolton (Thornridge)	—	—
10	367 Terry Smith (Jr.) Joliet (Central)	—	—
11	509 John Seamon (Jr.) Springfield (H.S.)	—	—
12	557 Zach Smith (Sr.) Normal (Community)	—	—
13	460 Norm Webber (Sr.) Wheaton (North)	—	—
14	363 Rod McClinton (Jr.) Joliet (Central)	—	—

FLIGHT NO. 2 -- North Runway

Order No.	Competitor, School	Place	Mark
1	852 Duane Wilson (Jr.) Hillside (Proviso West)	—	—
2	519 Andre Morton (Jr.) Springfield (Lanphier)	—	—
3	507 Larry Allensworth (Jr.) Quincy (Sr.)	—	—
4	320 Jim Johnston (Sr.) Palatine (H.S.)	—	—
5	273 Eric Graves (Jr.) Granite City	—	—
6	885 Alvin Campbell (Fr.) Oak Park (O.P.-River Forest)	—	—
7	323 Chuck Harmke (Jr.) Rolling Meadows (H.S.)	—	—
8	498 Todd Glispie (Jr.) Peoria (Richwoods)	—	—
9	743 Andre Brown (Sr.) Chicago (Fenger)	—	—
10	466 Ed Baldwin (Jr.) Jacksonville (H.S.)	—	—
11	113 Donnie Pierson (Sr.) Chicago Hts. (Bloom Trail)	—	—
12	259 Charles Perkins (Sr.) East St. Louis (Sr.)	—	—
13	359 Sheldon Knight (Sr.) Downers Grove (North)	—	—
14	531 Mike Dotts (Sr.) Bloomington (H.S.)	—	—

FLIGHT NO. 3 -- South Runway

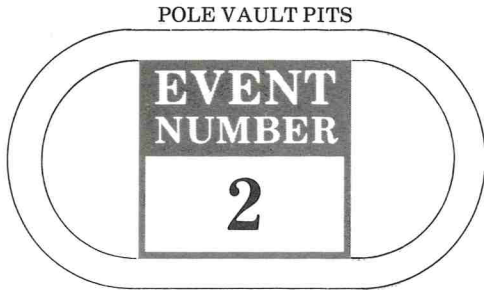
Order No.	Competitor, School	Place	Mark
1	372 Vincent Williamson (Jr.) Joliet (West)	—	—
2	437 Darin Henry (Sr.) St. Charles (H.S.)	—	—
3	329 Alex Walker (So.) Schaumburg	—	—
4	549 Carlos Sidney (So.) Decatur (MacArthur)	—	—
5	413 Clint Porter (Jr.) Bensenville (Fenton)	—	—
6	657 Dwayne Boyd (Jr.) Waukegan (East)	—	—
7	884 Charles Parker (Jr.) Oak Park (O.P.-River Forest)	—	—
8	349 Kendrick Cross (Jr.) Aurora (West)	—	—
9	57 Eric Welgat (Sr.) Kewanee (H.S.)	—	—
10	230 Brian Bradley (Jr.) Cahokia	—	—
11	258 Derrick Hendrick (Sr.) East St. Louis (Sr.)	—	—
12	734 Darryl Brown (Jr.) Chicago (Dunbar)	—	—
13	240 Clarence Smith (Sr.) East St. Louis (Lincoln)	—	—
14	765 Tony Palacios (Sr.) Chicago (Kenwood)	—	—

FLIGHT NO. 4 -- North Runway

Order No.	Competitor, School	Place	Mark
1	5 Matthew Patrick (Sr.) Centralia	—	—
2	170 Jamelle Ivory (Sr.) Freeport (H.S.)	—	—
3	518 Darren Barber (Sr.) Springfield (Lanphier)	—	—
4	358 Steve Peregoy (Jr.) Downers Grove (North)	—	—
5	247 Byron Olden (Jr.) East St. Louis (Lincoln)	—	—
6	871 Tim Simon (Sr.) Maywood (Proviso East)	—	—
7	539 Van Cowden (Sr.) Danville (H.S.)	—	—
8	451 Scott Shorney (Sr.) Wheaton (Central)	—	—
9	140 Steve Breathett (Sr.) Kankakee (Sr.)	—	—
10	338 Richard Perkins (Sr.) Aurora (East)	—	—
11	850 Tracy Robinson (Sr.) Hillside (Proviso West)	—	—
12	542 Edmondo Moxey (Jr.) Danville (H.S.)	—	—
13	894 Andre Love (Jr.) Westchester (St. Joseph)	—	—

Boys Class A Competitors By Flight

(Boys Class A Competitors Wear Numbers on Green.)
(Note: Top 8 qualify for Finals.)



POLE VAULT

How To Score The Finals
Final Place 1st 2nd 3rd 4th 5th 6th 7th 8th
Team Points 10 8 6 5 4 3 2 1

Event Data

	Class A	Class AA
Total Qualifiers	34	40
Total Regular Qualifiers	32	32
Total Extra Qualifiers	2	8
No. of Flights	2	3

Records

Pole Vault

PREP—17-9½ by Joe Dial, Marlow (H.S.), OK, 1981
IHSA—16-0¼ by Bob Dandino, Chicago Hts. (Bloom), 1980 (Finals)
Class A—14-9¼ by Jim Russell, Wheaton (St. Francis), 1982 (Finals)
Class AA—16-0¼ by Bob Dandino, Chicago Hts. (Bloom), 1980 (Finals)

Class A Sectional Bests

13-9 Dave Holesinger (Sr.) Fulton
13-9 Dan Kelleher (Sr.) Sherrard
13-5¾ Dave Johnson (Jr.) Seneca
13-3 Gary Lubic (Sr.) Maple Park (Kaneland)
13-3 Bill Toland (So.) Rushville
13-0¼ Tom Oksas (Jr.) Maple Park (Kaneland)
13-0 Dennis Stefanowicz (Jr.) Norridge (Ridgewood)
13-0 David Hutchins (Sr.) Sullivan
13-0 John Klein (Sr.) Lisle (Sr.)
12-9¼ Rich Owens (Jr.) Flora
12-9¼ Jamie Craven (Jr.) Oakland

Class AA Sectional Bests

14-7¼ Brant Schanlaber (Jr.) Aurora (West)
14-6 Boyd Lance (Sr.) Centralia
14-6 Dan Fitzsimmons (Sr.) Freeport (H.S.)
14-6 Derek Huff (Sr.) Peoria (H.S.)
14-6 Barry Chalus (Sr.) Ottawa (Twp.)
14-3¾ Mark Young (Sr.) Bolingbrook
14-0¼ Chris Votatek (Sr.) Hinsdale (Central)
14-0¼ Tony Catalano (Sr.) Hillside (Proviso West)
14-0¼ Mike Heidecke (Jr.) Elmhurst (York)

FLIGHT NO. 1 -- South Runway

Order No.	Competitor, School	Place	Mark
1 90	Craig Riecks (Sr.) Mahomet (M.-Seymour)	—	—
2 581	Scott Tornow (Sr.) Tampico	—	—
3 384	Joe Clark (Sr.) Farmington (F. East)	—	—
4 361	Neil Christopher (Jr.) Pontiac	—	—
5 669	Andy Collver (Sr.) Pittsfield	—	—
6 62	Jamie Craven (Jr.) Oakland	—	—
7 57	Rich Owens (Jr.) Flora	—	—
8 487	John Klein (Sr.) Lisle (Sr.)	—	—
9 107	David Hutchins (Sr.) Sullivan	—	—
10 500	Dennis Stefanowicz (Jr.) Norridge (Ridgewood)	—	—
11 217	Tom Oksas (Jr.) Maple Park (Kaneland)	—	—
12 543	Bill Toland (So.) Rushville	—	—
13 216	Gary Lubic (Sr.) Maple Park (Kaneland)	—	—
14 138	Dave Johnson (Jr.) Seneca	—	—
15 185	Dan Kelleher (Sr.) Sherrard	—	—
16 559	Dave Holesinger (Sr.) Fulton	—	—

FLIGHT NO. 2 -- North Runway

Order No.	Competitor, School	Place	Mark
1 304	Erin Williams (Sr.) Eldorado	—	—
2 285	Ron Rains (Sr.) Carterville	—	—
3 161	Ken York (So.) Yorkville	—	—
4 131	Brad Weymouth (So.) Sandwich	—	—
5 598	Rodney McAllister (Sr.) Cairo	—	—
6 631	John Oliver (Sr.) Sparta	—	—
7 255	Brian Blasey (Sr.) Clifton (Central)	—	—
8 528	Steve Froman (Sr.) Hamilton	—	—
9 386	Tad Edwards (Sr.) Glasford (Illini Bluffs)	—	—
10 1	Todd Jebe (Sr.) Argenta (A.-Oreana)	—	—
11 324	Rick Hanson (Sr.) Cullom (Tri-Point)	—	—
12 283	Tom Franklin (Jr.) Watseka	—	—
13 34	Daryle Keith (Sr.) Washburn (Lowpoint-W.)	—	—
14 633	Mark Yochum (Jr.) Waterloo (H.S.)	—	—
15 427	Eric Horsthemke (Jr.) Pana	—	—
16 425	Lane Caplinger (Sr.) Moweaqua	—	—
17 166	Brad Horack (Sr.) Bradford	—	—
18 673	Tim Lawson (Sr.) Winchester	—	—

POLE VAULT PITS



Boys Class AA Competitors By Flight

(Boys Class AA Competitors Wear Numbers on Red.)

(Note: Top 8 qualify for Finals.)

FLIGHT NO. 1 -- North Runway

Order No.	Competitor, School	Place	Mark
1 41	Larry Fisher (Jr.) Mt. Vernon	_____	_____
2 16	Page Alexander (Jr.) Charleston	_____	_____
3 96	Mike Murray (Jr.) Sterling (H.S.)	_____	_____
4 27	Darren Pahl (Sr.) Marion	_____	_____
5 260	Michael McCoy (Sr.), East St. Louis (Sr.)	_____	_____
6 843	Mike Heidecke (Jr.) Elmhurst (York)	_____	_____
7 857	Tony Catalano (Sr.) Hillside (Proviso West)	_____	_____
8 859	Chris Votatek (Sr.) Hinsdale (Central)	_____	_____
9 356	Mark Young (Sr.) Bolingbrook	_____	_____
10 69	Barry Chalus (Sr.) Ottawa (Twp.)	_____	_____
11 485	Derek Huff (Sr.) Peoria (H.S.)	_____	_____
12 172	Dan Fitzsimmons (Sr.) Freeport (H.S.)	_____	_____
13 9	Boyd Lance (Sr.) Centralia	_____	_____
14 354	Brant Schanlaber (Jr.) Aurora (West)	_____	_____

FLIGHT NO. 2 -- South Runway

Order No.	Competitor, School	Place	Mark
1 42	Clint Turner (Jr.) Mt. Vernon	_____	_____
2 51	Mike Stuber (Jr.) Canton	_____	_____
3 394	Tim Mohns (Jr.) Naperville (North)	_____	_____
4 886	Tom Hawkins (Sr.) Oak Park (O.P.-River Forest)	_____	_____
5 414	Shane Weber (Sr.) Bensenville (Fenton)	_____	_____
6 66	Chris Wolf (Sr.) Moline	_____	_____
7 453	Dave Limauro (Sr.) Wheaton (Central)	_____	_____
8 486	Todd Borrowman (Sr.) Peoria (H.S.)	_____	_____
9 335	Darrel Talken (Sr.) Wheeling	_____	_____
10 426	Brad Miller (Fr.) Glen Ellyn (Glenbard West)	_____	_____
11 325	Mike Michaels (Jr.) Rolling Meadows (H.S.)	_____	_____
12 565	Darren Nichols (Sr.) Stanford (Olympia)	_____	_____
13 386	Matt O'Connor (Sr.) Naperville (Central)	_____	_____

FLIGHT NO. 3 -- North Runway

Order No.	Competitor, School	Place	Mark
1 752	Marcus King (Jr.) Chicago (Harlan)	_____	_____
2 641	Mark Gerbaski (Sr.) Libertyville	_____	_____
3 619	Tom Billa (Jr.) Oak Lawn (Community)	_____	_____
4 566	Rod Williams (Sr.) Stanford (Olympia)	_____	_____
5 546	Pat Jackson (Sr.) Decatur (Eisenhower)	_____	_____
6 169	Mike Bilardello (Jr.) DeKalb	_____	_____
7 156	Terry Johnson (Sr.) Oak Forest	_____	_____
8 261	Anthony Smith (Jr.) East St. Louis (Sr.)	_____	_____
9 620	Rob Novak (Sr.) Oak Lawn (Richards)	_____	_____
10 631	Mark Adamick (Jr.) Deerfield	_____	_____
11 109	Robert Buchmeir (Fr.) Chicago Hts. (Bloom)	_____	_____
12 703	Phil Robinson (Jr.) Northbrook (Glenbrook North)	_____	_____
13 700	Ellis Morris (Jr.) Evanston (Twp.)	_____	_____

Boys Class A Competitors By Flight

(Boys Class A Competitors Wear Numbers on Green.)

(Note: Top 8 qualify for Finals.)



HIGH JUMP

How To Score The Finals

Final Place	1st	2nd	3rd	4th	5th	6th	7th	8th
Team Points	10	8	6	5	4	3	2	1

Event Data

	Class A	Class AA
Total Qualifiers	35	43
Total Regular Qualifiers	32	32
Total Extra Qualifiers	3	11
No. of Flights	3	3

Records

High Jump

PREP—7-4¾ by James Lott, Refugio, TX, 1983

IHSA—7-3¼ by Gail Olson, Sycamore, 1977

Class A—6-9¼ by Mike Greer, Rochester, 1981 (Finals)

Class AA—7-3¼ by Gail Olson, Sycamore, 1977

Class A Sectional Bests

6-10	Tom Smith (Jr.) Heyworth
6-7¼	Bryan Cox (Sr.) Louisville (North Clay)
6-6	Mike Riebel (Sr.) Dunlap
6-5¼	Brian Stain (Sr.) Sullivan
6-5¼	Jerry Giberson (Jr.) Warrensburg (W.-Latham)
6-4½	Mark Myers (Jr.) Oregon
6-4½	David Paul (Jr.) Monmouth (H.S.)
6-4½	Steve Repp (Jr.) Avon
6-4½	Jerry Kane (Jr.) Freeport (Aquino)
6-4	Ron Arb (Jr.) Savanna

Class AA Sectional Bests

6-11½	Brian Smith (Sr.) Alton (Sr.)
6-11½	Eric Graves (Jr.) Granite City
6-10¾	Ron Russin (Jr.) Chicago Heights (Bloom)
6-8¾	Ken Banks (Sr.) Lockport (Twp.)
6-8	Kyle Collins (Jr.) Rock Island (H.S.)
6-6¾	Lanny Dillavou (Jr.) Downers Grove (North)
6-6	8 Different Individuals

FLIGHT NO. 1

Order No.	Competitor, School	Place	Mark
1 278	Mike Mitchell (Jr.), St. Anne	—	—
2 129	Eric Stroyan (Jr.), Mendota	—	—
3 656	Shell Whitaker (Jr.), Jacksonville (ISD)	—	—
4 578	Ron Arb (Jr.), Savanna	—	—
5 366	Steve Repp (Jr.), Avon	—	—
6 208	Jerry Kane (Jr.), Freeport (Aquino)	—	—
7 397	David Paul (Jr.), Monmouth (H.S.)	—	—
8 230	Mark Myers (Jr.), Oregon	—	—
9 32	Jerry Giberson (Jr.), Warrensburg (W.-Latham)	—	—
10 108	Brian Stain (Sr.), Sullivan	—	—
11 370	Mike Riebel (Sr.), Dunlap	—	—
12 58	Bryan Cox (Sr.) Louisville (North Clay)	—	—
13 16	Tom Smith (Jr.), Heyworth	—	—

FLIGHT NO. 2


Order No.	Competitor, School	Place	Mark
1 502	Don LaCour (So.), Westmont	—	—
2 449	Troyce Polk (Sr.), Chicago (Luther North)	—	—
3 488	Mike Honeysett (Sr.) Lisle (Sr.)	—	—
4 258	Mark Bachtold (So.), Fairbury (F.-Cropsey)	—	—
5 147	Frank Prokup (Sr.), Spring Valley (Hall)	—	—
6 530	James Hagaman (Sr.), Lewistown	—	—
7 606	Craig Dellamono (Jr.), Edwardsville (Metro East Lutheran)	—	—
8 200	Craig Genesio (So.) Woodhull (Alwood)	—	—
9 661	Dan Beuttel (Jr.), Piasa (Southwestern)	—	—
10 40	Tom Meier (Jr.), Altamont	—	—
11 102	Mark Underwood (Sr.), Newman	—	—
12 548	Dave Swanlund (Sr.), Amboy	—	—



NATIONAL OFFICIALS DAY IS OCT. 15

FLIGHT NO. 3

Order No.	Competitor, School	Place	Mark	Order No.	Competitor, School	Place	Mark
1 520	Rod Rhodes (So.), Carthage (Hancock Central)	—	—	6 305	Eddy Pack (Jr.), Fairfield	—	—
2 531	Bill Shawgo (Sr.), Lewistown	—	—	7 166	Brad Horack (Sr.), Bradford	—	—
3 347	Jim Huddlestun (Sr.), Manteno	—	—	8 422	Greg McKinney (Jr.), Morrisonville	—	—
4 325	Brian Skinner (Jr.), Dwight	—	—	9 416	Brian Morris (Sr.), Buffalo (Tri-City)	—	—
5 297	Monte Kuhnert (So.), DuQuoin	—	—	10 624	Steve Voelkel (Sr.), Red Bud	—	—



Boys Class AA Competitors By Flight

(Boys Class AA Competitors Wear Numbers on Red.)

(Note: Top 8 qualify for Finals.)

FLIGHT NO. 1

Order No.	Competitor, School	Place	Mark
1 373	Derrick Foster (Jr.), Joliet (West)	—	—
2 262	Marvin Holley (Sr.), East St. Louis (Sr.)	—	—
3 52	Monty Hedges (Sr.), Canton	—	—
4 3	Eric Lanier (Sr.), Carbondale	—	—
5 485	Derek Huff (Sr.), Peoria (H.S.)	—	—
6 626	Paul Wiechern (Jr.), South Holland (Thornwood)	—	—
7 24	Scott Boyd (Sr.), Harrisburg	—	—
8 545	Ronnie Meyer (Sr.), Decatur (Eisenhower)	—	—
9 360	Lanny Dillavou (Jr.), Downers Grove (North)	—	—
10 84	Kyle Collins (Jr.), Rock Island (H.S.)	—	—
11 377	Ken Banks (Sr.), Lockport (Twp.)	—	—
12 110	Ron Russin (Jr.), Chicago Hts. (Bloom)	—	—
13 273	Eric Graves (Jr.), Granite City	—	—
14 224	Brian Smith (Sr.), Alton (Sr.)	—	—

FLIGHT NO. 2

Order No.	Competitor, School	Place	Mark
1 73	Ron Ferneau (Jr.), Rock Falls	—	—
2 162	Jerry Howland (Sr.), Belvidere	—	—
3 129	Mike Paul (Jr.), Crete (C.-Monee)	—	—
4 716	Dave Smith (Sr.), Wilmette (Loyola)	—	—
5 454	Zon Thompson (Sr.), Wheaton (Central)	—	—
6 469	Kevin Gray (Jr.), Metamora	—	—
7 820	Keith Skopek (Jr.), Cicero (Morton East)	—	—
8 138	Mark Southall (Sr.), Flossmoor (Homewood-F.)	—	—
9 555	Terry Roeder (So.), Lincoln	—	—
10 718	John Bracken (Jr.), Winnetka (New Trier)	—	—
11 885	Alvin Campbell (Fr.), Oak Park (O.P.-River Forest)	—	—
12 176	Tim Trospen (Sr.), Rochelle	—	—
13 415	Roger Williams (Sr.), Elgin (H.S.)	—	—
14 200	Tim Mayhorn (Jr.), Rockford (East)	—	—


FLIGHT NO. 3

Order No.	Competitor, School	Place	Mark	Order No.	Competitor, School	Place	Mark
1 769	Elliston Carter (Jr.), Chicago (Lakeview)	—	—	9 387	Stuart Kruse (Sr.), Naperville (Central)	—	—
2 719	A. McCoy (Sr.), Chicago (Austin)	—	—	10 341	Andy Toma (Jr.), Aurora (East)	—	—
3 781	Mark Gant (Jr.), Chicago (Lane Tech)	—	—	11 395	Bruce Reynolds (Fr.), Naperville (North)	—	—
4 611	Keith Morgan (Sr.), Dolton (Thornridge)	—	—	12 355	Raphael Brooks (So.), Aurora (West)	—	—
5 285	Bryan Maiman (Jr.), Cary (C.-Grove)	—	—	13 122	Jerome Woodard (Sr.), Chicago Hts. (Bloom Trail)	—	—
6 320	Jim Johnston (Sr.), Palatine (H.S.)	—	—	14 263	Alex Ellison (Sr.), East St. Louis (Sr.)	—	—
7 642	Paul Setzer (So.), Mundelein (Carmel for Boys)	—	—	15 448	Joe Michalec (Jr.), West.Chicago (H.S.)	—	—
8 629	Dave Hart (Jr.), Antioch	—	—	16		—	—

Boys Class A Competitors By Flight

(Boys Class A Competitors Wear Numbers on Green.)

(Note: Top 8 qualify for Finals.)



SHOT PUT

How To Score The Finals

Final Place	1st	2nd	3rd	4th	5th	6th	7th	8th
Team Points	10	8	6	5	4	3	2	1

Event Data

	Class A	Class AA
Total Qualifiers	32	37
Total Regular Qualifiers	32	32
Total Extra Qualifiers	0	5
No. of Flights	3	4

Records

Shot Put

PREP—77-0 by Michael Carter, Dallas (Jefferson), TX, 1979
 IHSA—64-2 by Tom Stock, Belleville (West), 1970
 Class A—60-11½ by Steve Brondyke, Fulton, 1979
 Class AA—63-9¾ by Gerald Green, Waukegan (West), 1979

Class A Sectional Bests

*57-11¾ Sean Canaday (Sr.) Riverton
 54-2 Bob Grammer (Jr.) Mahomet (M.-Seymour)
 54-0½ Dennis Villasenor (Sr.) Carlinville
 54-0 Tony Johnson (Sr.) Farmington (F. East)
 52-5¼ John Hintermeister (Sr.) Sherrard
 51-11¼ John Warfield (Sr.) Monmouth (H.S.)
 51-8 David Finet (Sr.) Monticello
 51-0½ Jeff Rolson (Jr.) Farmer City (F.C.-Mansfield)
 50-6¾ Jerry Cox (Sr.) Oakland
 50-6¼ Tom Lord (Sr.) Clifton (Central)

Class AA Sectional Bests

61-2 Reggie Harris (Sr.) Rockford (East)
 56-10¼ Jeffery Shepard (Sr.) Oak Lawn (Richards)
 56-6¼ Scott Krininger (Sr.) Northbrook (Glenbrook North)
 56-4½ Jeff Gennarelli (Sr.) Berwyn (Morton West)
 56-2¾ Michael Durham (Sr.) Wilmette (Loyola)
 56-1¼ Mike House (Jr.) Peoria (H.S.)
 55-9 Jeffery Howard (Jr.) East St. Louis (Sr.)
 55-7 Mike Wilkerson (Sr.) Centralia
 55-2½ Jerry Ford (Sr.) Dolton (Thornridge)
 55-1¾ Mike Kovalsky (Sr.) Riverside (R.-Brookfield)
 * Defending Champion

FLIGHT NO. 1


Order No.	Competitor, School	Place	Mark
1	513 Joe Taylor (So.), Beardstown	—	—
2	512 Jim Genseal (Jr.), Beardstown	—	—
3	634 Jason Pace (Sr.), Waterloo (H.S.)	—	—
4	298 David Rodely (So.), DuQuoin	—	—
5	333 Ray Raymond (Sr.), Herscher	—	—
6	650 Greg Weiss (Sr.), Concord (Triopia)	—	—
7	415 Matt Sefried (Jr.), Blue Mound	—	—
8	501 Dan Casey (Jr.), Norridge (Ridgewood)	—	—
9	318 John Wirth (Sr.), Mt. Carmel	—	—
10	473 Dave Wurm (Sr.), Elgin (St. Edward)	—	—

FLIGHT NO. 2

Order No.	Competitor, School	Place	Mark
1	76 Rob Doehring (Sr.), Toledo (Cumberland)	—	—
2	29 Gary Wilcox (Sr.), Normal (University)	—	—
3	149 Mike Morris (Sr.), Spring Valley (Hall)	—	—
4	549 Tony Alberio (Jr.), Amboy	—	—
5	148 Ron Brittain (Jr.), Spring Valley (Hall)	—	—
6	173 Brian Dennison (So.), Joy (Westmer)	—	—
7	591 Bob Frombelle (Jr.), Anna (A.-Jonesboro)	—	—
8	221 Erik Datisman (Jr.), Mt. Morris	—	—
9	328 Steve Wilson (Sr.), Gridley	—	—
10	237 Ron Perrine (Sr.), Poplar Grove (North Boone)	—	—

FLIGHT NO. 3

Order No.	Competitor, School	Place	Mark
1	257 Gordon Hack (Sr.), Clifton (Central)	—	—
2	565 Ross Richardson (Jr.), Mt. Carroll	—	—
3	256 Tom Lord (Sr.), Clifton (Central)	—	—
4	66 Jerry Cox (Sr.), Oakland	—	—
5	15 Jeff Rolson (Jr.), Farmer City (F.C.-Mansfield)	—	—
6	101 David Finet (Sr.), Monticello	—	—
7	398 John Warfield (Sr.), Monmouth (H.S.)	—	—
8	182 John Hintermeister (Sr.), Sherrard	—	—
9	385 Tony Johnson (Sr.), Farmington (F. East)	—	—
10	646 Dennis Villasenor (Sr.), Carlinville	—	—
11	91 Bob Grammer (Jr.), Mahomet (M.-Seymour)	—	—
12	433 Sean Canaday (Sr.), Riverton	—	—



Boys Class AA Competitors By Flight

(Boys Class AA Competitors Wear Numbers on Red.)

(Note: Top 8 qualify for Finals.)

FLIGHT NO. 1 - Northwest Circle

Order No.	Competitor, School	Place	Mark
1	818 Ron Maryland (Sr.) Chicago (Young)	---	---
2	753 Derrick Cooper (Jr.) Chicago (Harlan)	---	---
3	768 Joe Williams (Sr.) Chicago (Kenwood)	---	---
4	476 Brian Schermer (Jr.) Pekin	---	---
5	532 Bradd Popejoy (Jr.) Bloomington (H.S.)	---	---
6	567 Rick Aper (Jr.) Stanford (Olympia)	---	---
7	111 Anthony Panici (Sr.) Chicago Hts. (Bloom)	---	---
8	662 Byron Reed (Jr.) Waukegan (West)	---	---
9	159 Jim McLaughlin (Sr.) Tinley Park (H.S.)	---	---
10	438 Mike Bushman (Sr.) St. Charles (H.S.)	---	---

FLIGHT NO. 2 - Northeast Circle

Order No.	Competitor, School	Place	Mark
1	173 Bart Stoehr (Sr.) Freeport (H.S.)	---	---
2	661 Darell Lee (Jr.) Waukegan (West)	---	---
3	295 Ron Netzel (Sr.) Hoffman Estates (Conant)	---	---
4	271 Kirk Disson (Sr.) Edwardsville (Sr.)	---	---
5	29 Steve Whistler (Sr.) Marion	---	---
6	58 Phil Nevitt (Jr.) LaSalle (L.-Peru)	---	---
7	99 Mike Edwards (Sr.) Streator (Twp.)	---	---
8	379 Tony Roos (Sr.) Morris	---	---
9	361 Chuck Blazek (Sr.) Downers Grove (North)	---	---

FLIGHT NO. 3 - Northwest Circle

Order No.	Competitor, School	Place	Mark
1	294 Craig Markiewicz (Jr.) Hoffman Estates (Conant)	---	---
2	28 Mark Thompson (So.) Marion	---	---
3	67 Dan Smaha (Jr.) Moline	---	---
4	276 Tom Cutlip (Sr.) Arlington Hts. (Arlington)	---	---
5	17 Eric Bomball (So.) Charleston	---	---
6	782 Curtis Spears (Sr.) Chicago (Lane)	---	---
7	43 Mike Sterner (So.) Mt. Vernon	---	---
8	427 Tom Rietz (Sr.) Glen Ellyn (Glenbard West)	---	---
9	892 Mike Kovalsky (Sr.) Riverside (R.-Brookfield)	---	---

FLIGHT NO. 4 - Northeast Circle

Order No.	Competitor, School	Place	Mark
1	612 Jerry Ford (Sr.) Dolton (Thornridge)	---	---
2	10 Mike Wilkerson (Sr.) Centralia	---	---
3	264 Jeffery Howard (Jr.) East St. Louis (Sr.)	---	---
4	487 Mike House (Jr.) Peoria (H.S.)	---	---
5	717 Michael Durham (Sr.) Wilmette (Loyola)	---	---
6	819 Jeff Gennarelli (Sr.) Berwyn (Morton West)	---	---
7	704 Scott Krininger (Sr.) Northbrook (Glenbrook North)	---	---
8	621 Jeffery Shepard (Sr.) Oak Lawn (Richards)	---	---
9	201 Reggie Harris (Sr.) Rockford (East)	---	---

Projected Potential Team Points (Based Upon Sectional Marks)

Class A Leaders

1.	East St. Louis (Lincoln)	41
2.	East St. Louis (Sr.)	35
3.	Rock Island (H.S.)	31
4.	Rockford (East)	25.5
5.	Danville (H.S.)	25
6.	Springfield (Southeast)	24
7.	Aurora (East)	19
8.	Rockford (Guilford)	18.5
9.	Wheaton (Central)	16.5
10.	Crystal Lake (Central)	16
11.	Kankakee (Sr.)	15
	Decatur (MacArthur)	15
	Maywood (Proviso East)	15
	Homewood-Flossmoor	15
	Joliet (West)	15
16.	Westchester (St. Joseph)	14
	Pekin	14

Class AA Leaders

1.	Melrose Park (Walther Lutheran)	42
2.	Cairo	29
3.	Elgin (St. Edward)	27
4.	Knoxville	21
5.	Carlville	20.5
6.	Chicago (The Latin School)	20
	Erie	20
	Chicago (Providence-St. Mel)	20
9.	Peoria (Bergan)	19
10.	Mahomet-Seymour	17
11.	Riverton	15
12.	Amboy	14.5
13.	Fulton	14
	Sparta	14
	Robinson	14
16.	Sherrard	13
	Winnebago	13

Boys Class A Competitors By Flight

(Boys Class A Competitors Wear Numbers on Green.)
(Note: Top 8 qualify for Finals.)



How To Score The Finals
Final Place 1st 2nd 3rd 4th 5th 6th 7th 8th
Team Points 10 8 6 5 4 3 2 1

Event Data

	Class A	Class AA
Total Qualifiers	32	44
Total Regular Qualifiers	32	32
Total Extra Qualifiers	0	12
No. of Flights	3	4

Records

Triple Jump

PREP—52-10½ by Charles Mayfield, Pasadena (Muri), CA, 1980
IHSAA—50-9 by Mike Conley, Chicago (Luther South), 1981 (Finals)
Class A—50-9 by Mike Conley, Chicago (Luther South), 1981 (Finals)
Class AA—49-7¾ by Joe Tucker, Lockport (H.S.), 1977

Class A Sectional Bests

47-0½ Tom Mowatt (Jr.) Chicago (The Latin School)
45-7¾ Chad Bolin (Sr.) Sullivan
44-9½ Willie Nelson (Sr.) Jacksonville (Ill. School for the Deaf)
44-5 Walter Ding (Sr.) Mahomet (M.-Seymour)
44-1¼ Jim Rus (Sr.) Erie
44-0¾ Brian Stauffenberg (Sr.) Manteno
43-11¼ Scott Tornow (Sr.) Tampico
43-10 Chris Bodley (Sr.) Chicago (Luther South)
43-6¾ Dennis Ulrich (Sr.) Washburn (Lowpoint-W.)
43-6 Billy Stewart (Sr.) Rankin

Class AA Sectionals Bests

47-7 Tony Palacios (Sr.) Chicago (Kenwood)
47-4¼ Carlos Sidney (Jr.) Decatur (MacArthur)
46-11 Alvin Campbell (Fr.) Oak Park (O.P.-River Forest)
46-9¾ Leonard Vance (Sr.) Chicago Hts. (Bloom Trail)
46-5 Marlin Banks (Sr.) Palatine (H.S.)
46-4 Matthew Patrick (Sr.) Centralia
46-3½ Brian Smith (Sr.) Alton (Sr.)
46-3¼ Rod McMullen (Sr.) Edwardsville (Sr.)
46-2 Kevyn Samuels (So.) Springfield (Lanphier)
*46-2 David Bond (Sr.) Decatur (MacArthur)
* Defending Champion

FLIGHT NO. 1 -- North Runway

Order No.	Competitor, School	Place	Mark
1	503 Tim Dewees (So.) Astoria	—	—
2	210 Jeff McKinley (Jr.) Leaf River	—	—
3	150 Jim Muzzarelli (Sr.) Spring Valley (Hall)	—	—
4	62 Jamie Craven (Jr.) Oakland	—	—
5	196 Mike Merkley (Jr.) Tiskilwa	—	—
6	319 Jon Perrotto (Sr.) West Frankfort (Frankfort)	—	—
7	220 Chris VanDegraft (Jr.) Mt. Morris	—	—
8	432 Randy Blanchard (Sr.) Riverton	—	—
9	129 Eric Stroyan (Jr.) Mendota	—	—
10	515 Kelly Swift (Jr.) Camp Point (Central)	—	—

FLIGHT NO. 2 -- South Runway

Order No.	Competitor, School	Place	Mark
1	320 Sean Connor (Jr.) Zeigler (Z.-Royalton)	—	—
2	416 Brian Morris (Sr.) Buffalo (Tri-City)	—	—
3	643 Jeff DuPage (Sr.) Carlinville	—	—
4	175 Tony Sweet (Jr.) Oneida (ROVA)	—	—
5	399 Larry Willet (Jr.) Monmouth (H.S.)	—	—
6	60 Scott Johnson (Sr.) Newton	—	—
7	600 Ron Davis (So.) Cairo	—	—
8	4 Brian Burton (Sr.) Downs (Tri-Valley)	—	—
9	266 Bryan Stinde (Sr.) Gibson City	—	—
10	601 David Dillard (Sr.) Columbia	—	—

FLIGHT NO. 3 -- North Runway

Order No.	Competitor, School	Place	Mark
1	367 Don Luper (Sr.) Avon	—	—
2	327 Brian Radke (Jr.) Gridley	—	—
3	268 Billy Stewart (Sr.) Rankin	—	—
4	39 Dennis Ulrich (Sr.) Washburn (Lowpoint-W.)	—	—
5	455 Chris Bodley (Sr.) Chicago (Luther South)	—	—
6	581 Scott Tornow (Sr.) Tampico	—	—
7	345 Brian Stauffenberg (Sr.) Manteno	—	—
8	556 Jim Rus (Sr.) Erie	—	—
9	83 Walter Ding (Sr.) Mahomet (M.-Seymour)	—	—
10	655 Willie Nelson (Sr.) Jacksonville (ISD)	—	—
11	106 Chad Bolin (Sr.) Sullivan	—	—
12	460 Tom Mowatt (Jr.) Chicago (The Latin School)	—	—

TRIPLE JUMP PITS



Boys Class AA Competitors By Flight

(Boys Class AA Competitors Wear Numbers on Red.)

(Note: Top 8 qualify for Finals.)

FLIGHT NO. 1 - North Runway

Order No.	Competitor, School	Place	Mark
1 736	Orlando Mack (Sr.) Chicago (Dunbar)	_____	_____
2 724	Bill Reed (Jr.) Chicago (Calumet)	_____	_____
3 800	Andrea Brisbin (Jr.) Chicago (Simeon)	_____	_____
4 49	Keith Bulliner (Sr.) Murphysboro	_____	_____
5 679	John Fitzpatrick (Sr.) Chicago (St. Patrick)	_____	_____
6 162	Jerry Howland (Sr.) Belvidere	_____	_____
7 496	Chris Daniels (Sr.) Peoria (Manual)	_____	_____
8 202	Duwayne Jones (Sr.) Rockford (East)	_____	_____
9 699	Melvin Hodges (Jr.) Evanston (Twp.)	_____	_____
10 123	Pat Foster (Jr.) Country Club Hills (Hillcrest)	_____	_____
11 374	Mike Maguire (Sr.) Joliet (West)	_____	_____

FLIGHT NO. 2 - South Runway

Order No.	Competitor, School	Place	Mark
1 418	Keith Danly (Sr.) Glen Ellyn (Glenbard South)	_____	_____
2 640	John Forker (Sr.) Libertyville	_____	_____
3 70	Daryl Deckard (Sr.) Ottawa (Twp.)	_____	_____
4 95	Mike McGhee (Sr.) Sterling (H.S.)	_____	_____
5 454	Zon Thompson (Sr.) Wheaton (Central)	_____	_____
6 57	Eric Welgat (Sr.) Kewanee (H.S.)	_____	_____
7 338	Richard Perkins (Sr.) Aurora (East)	_____	_____
8 244	Delane Olden (Sr.) East St. Louis (Lincoln)	_____	_____
9 858	Wayne Spevak (Sr.) Hillside (Proviso West)	_____	_____
10 659	Randy Bradley (Sr.) Waukegan (East)	_____	_____
11 867	Walter Mims (Sr.) Maywood (Proviso East)	_____	_____

FLIGHT NO. 3 - North Runway


Order No.	Competitor, School	Place	Mark
1 669	Gabe Collymore (Jr.) Zion (Z.-Benton)	_____	_____
2 55	Harold Stinson (Jr.) Dixon	_____	_____
3 615	Bart Beals (Sr.) Harvey (Thornton)	_____	_____
4 259	Charles Perkins (Sr.) East St. Louis (Sr.)	_____	_____
5 368	Felix Adams (Sr.) Joliet (West)	_____	_____
6 582	Steve Jackson (Sr.) Chicago (Leo)	_____	_____
7 85	Bannon Hayes (Jr.) Rock Island (H.S.)	_____	_____
8 358	Steve Peregoy (Jr.) Downers Grove (North)	_____	_____
9 59	Auggie James (Sr.) LaSalle (L.-Peru)	_____	_____
10 417	Rodney Ezell (Jr.) Elgin (Larkin)	_____	_____
11 258	Derrick Hendrick (Sr.) East St. Louis (Sr.)	_____	_____

FLIGHT NO. 4 - South Runway

Order No.	Competitor, School	Place	Mark
1 306	Mark Lung (Sr.) Mt. Prospect (Prospect)	_____	_____
2 553	David Bond (Sr.) Decatur (MacArthur)	_____	_____
3 515	Kevyn Samuels (So.) Springfield (Lanphier)	_____	_____
4 265	Rod McMullen (Sr.) Edwardsville (Sr.)	_____	_____
5 224	Brian Smith (Sr.) Alton (Sr.)	_____	_____
6 5	Matthew Patrick (Sr.) Centralia	_____	_____
7 319	Marlin Banks (Sr.) Palatine (H.S.)	_____	_____
8 114	Leonard Vance (Sr.) Chicago Hts. (Bloom Trail)	_____	_____
9 885	Alvin Campbell (Fr.) Oak Park (O.P.-River Forest)	_____	_____
10 549	Carlos Sidney (Jr.) Decatur (MacArthur)	_____	_____
11 765	Tony Palacios (Sr.) Chicago (Kenwood)	_____	_____

Boys Class A Competitors By Flight

(Boys Class A Competitors Wear Numbers on Green.)
(Note: Top 8 qualify for Finals.)



How To Score The Finals
Final Place 1st 2nd 3rd 4th 5th 6th 7th 8th
Team Points 10 8 6 5 4 3 2 1

Event Data

	Class A	Class AA
Total Qualifiers	34	34
Total Regular Qualifiers	32	32
Total Extra Qualifiers	2	2
No. of Flights	4	4

Records

Discus

PREP—207-8 by Scott Crowell, Mason City, IA, 1978
IHSA—187-2 by Gary Kostrubala, Chicago (Marist),
1981 (Finals)
Class A—172-2 by Sean Canady, Riverton, 1983
Class AA—187-2 by Gary Kostrubala, Chicago (Marist),
1981 (Finals)

Class A Sectional Bests

177-3 Dave Wurm (Sr.) Elgin (St. Edward)
168-2 Wendell Harrison (Jr.) Robinson
167-3 David Finet (Sr.) Monticello
165-10 Sean Canaday (Sr.) Riverton
163-9 Trent Seten (Sr.) Mahomet (M.-Seymour)
162-1 John Warfield (Sr.) Monmouth (H.S.)
158-7 Thad Trimble (Jr.) Monticello
155-1 Mike Mosely (Sr.) Pana
153-2 David Rodely (So.) DuQuoin
151-3 Mark Doan (Sr.) Tolono (Unity)

Class AA Sectional Bests

167-1 Scott Sapkowski (Sr.) Addison (A. Trail)
166-9½ Scott Szczech (Jr.) Arlington Hts. (Hersey)
166-2 Mike Hintz (Sr.) Pekin
164-7½ Chris Moreno (Sr.) Hoffman Estates (H.S.)
164-4 Kirk Dissen (Sr.) Edwardsville (Sr.)
164-4 Chuck Blazek (Sr.) Downers Grove (Richards)
161-8 Gary Boss (Sr.) South Holland (Thornwood)
161-0 Darrin Kester (Sr.) Rochelle

FLIGHT NO. 1 -- North Field

Order No.	Competitor, School	Place	Mark
1 343	Tim McNeil (Sr.) Lansing (Illiana Christian)	_____	_____
2 532	Mike Wilkinson (Sr.) Lewistown	_____	_____
3 634	Jason Pace (Sr.) Waterloo (H.S.)	_____	_____
4 320	Sean Connor (Jr.) Zeigler (Z.-Royalton)	_____	_____
5 199	Marty Redding (Sr.) Viola (Winola)	_____	_____
6 238	Cory Recknor (Sr.) Shabbona	_____	_____
7 592	Eric Baker (So.) Anna (A.-Jonesboro)	_____	_____
8 148	Ron Brittain (Jr.) Spring Valley (Hall)	_____	_____

FLIGHT NO. 2 -- South Field

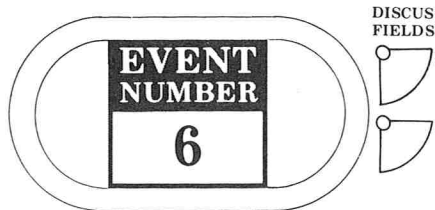
Order No.	Competitor, School	Place	Mark
1 326	Mike Morphy (Sr.) Dwight	_____	_____
2 447	Bill Walenda (Jr.) Addison (Driscoll)	_____	_____
3 504	Tim Stevens (Jr.) Astoria	_____	_____
4 149	Mike Morris (Sr.) Spring Valley (Hall)	_____	_____
5 17	Rick Marteeny (Sr.) LeRoy	_____	_____
6 173	Brian Dennison (So.) Joy (Westmer)	_____	_____
7 253	Jeff Bottorff (Jr.) Cissna Park	_____	_____
8 284	Jeff Wood (Jr.) Watseka	_____	_____

FLIGHT NO. 3 -- North Field

Order No.	Competitor, School	Place	Mark
1 113	Mark Doan (Sr.) Tolono (Unity)	_____	_____
2 15	Jeff Rolson (Jr.) Farmer City (F.C.-Mansfield)	_____	_____
3 66	Jerry Cox (Sr.) Oakland	_____	_____
4 674	Mike Cockerill (Sr.) Winchester	_____	_____
5 549	Tony Alberio (Jr.) Amboy	_____	_____
6 403	Kurt Hasenstein (Sr.) Peoria Hts.	_____	_____
7 647	Steve Shaeffer (Sr.) Carlinville	_____	_____
8 566	Shawn Wildermuth (Sr.) Port Byron (Riverdale)	_____	_____
9 218	Kent Burnside (Sr.) Marengo	_____	_____

FLIGHT NO. 4 -- South Field

Order No.	Competitor, School	Place	Mark	Order No.	Competitor, School	Place	Mark
1 298	David Rodely (So.) DuQuoin	_____	_____	6 433	Sean Canaday (Sr.) Riverton	_____	_____
2 428	Mike Mosely (Sr.) Pana	_____	_____	7 101	David Finet (Sr.) Monticello	_____	_____
3 96	Thad Trimble (Jr.) Monticello	_____	_____	8 72	Wendell Harrison (Jr.) Robinson	_____	_____
4 398	John Warfield (Sr.) Monmouth (H.S.)	_____	_____	9 473	Dave Wurm (Sr.) Elgin (St. Edward)	_____	_____
5 92	Trent Seten (Sr.) Mahomet (M.-Seymour)	_____	_____				



Boys Class AA Competitors By Flight

(Boys Class AA Competitors Wear Numbers on Red.)

(Note: Top 8 qualify for Finals.)

FLIGHT NO. 1--- South Field

Order No.	Competitor, School	Place	Mark
1 754	Joseph Hall (Sr.) Chicago (Harlan)	_____	_____
2 729	Darren Glasper (Sr.) Chicago (Collins)	_____	_____
3 768	Joe Williams (Sr.) Chicago (Kenwood)	_____	_____
4 567	Rick Aper (Jr.) Stanford (Olympia)	_____	_____
5 671	Jim Jakscht (Sr.) Chicago (Gordon Tech)	_____	_____
6 439	Chris Michel (Sr.) St. Charles (H.S.)	_____	_____
7 704	Scott Krininger (Sr.) Northbrook (Glenbrook North)	_____	_____
8 782	Curtis Spears (Sr.) Chicago (Lane)	_____	_____

FLIGHT NO. 2 -- North Field

Order No.	Competitor, School	Place	Mark
1 634	Ron Compere (Sr.) Highland Park	_____	_____
2 643	Guy Danhof (Sr.) Mundelein (H.S.)	_____	_____
3 388	Carter Hill (Sr.) Naperville (Central)	_____	_____
4 892	Mike Kovalsky (Sr.) Riverside (R.-Brookfield)	_____	_____
5 231	Brian Guthrie (Sr.) Cahokia	_____	_____
6 86	Fred Yonke (Sr.) Rock Island (H.S.)	_____	_____
7 864	Ed Bell (Sr.) LaGrange (Lyons)	_____	_____
8 68	Dan Skoglund (Sr.) Moline	_____	_____

FLIGHT NO. 3 -- South Field

Order No.	Competitor, School	Place	Mark
1 464	Dan Schaufelberger (Sr.) Chillicothe (IVC)	_____	_____
2 215	Shawn Farson (Sr.) Rockford (Jefferson)	_____	_____
3 10	Mike Wilkerson (Sr.) Centralia	_____	_____
4 112	Ricky Walker (Jr.) Chicago Hts. (Bloom)	_____	_____
5 330	Dan Bones (Sr.) Schaumburg	_____	_____
6 533	David Lane (Sr.) Bloomington (H.S.)	_____	_____
7 17	Eric Bomball (So.) Charleston	_____	_____
8 613	Bill Studzinski (Sr.) Dolton (Thornridge)	_____	_____
9 160	Lance Stewart (Sr.) Tinley Park (H.S.)	_____	_____

FLIGHT NO. 4 -- North Field

Order No.	Competitor, School	Place	Mark
1 181	Darrin Kester (Sr.) Rochelle	_____	_____
2 627	Gary Boss (Sr.) South Holland (Thornwood)	_____	_____
3 621	Jeffery Shepard (Sr.) Oak Lawn (Richards)	_____	_____
4 361	Chuck Blazek (Sr.) Downers Grove (North)	_____	_____
5 271	Kirk Dissen (Sr.) Edwardsville (Sr.)	_____	_____
6 304	Chris Moreno (Sr.) Hoffman Estates (H.S.)	_____	_____
7 477	Mike Hintz (Sr.) Pekin	_____	_____
8 278	Scott Szczech (Jr.) Arlington Hts. (Hersey)	_____	_____
9 407	Scott Sapkowski (Sr.) Addison (A. Trail)	_____	_____

Boys Class A Competitors By Heat

(Boys Class A Competitors Wear Numbers on Green.)

(Note: Top 12 times qualify for Finals.)



3200-METER RELAY

How To Score The Finals

Final Place	1st	2nd	3rd	4th	5th	6th	7th	8th
Team Points	10	8	6	5	4	3	2	1

Event Data

	Class A	Class AA
Total Qualifiers	34	44
Total Regular Qualifiers	32	32
Total Extra Qualifiers	2	12
No. of Heats	2	3

Records

3200-Meter Relay

PREP—7:36.24 by Ambler (Wissa Hickox), PA (Scott Landis, Steven Griffiths, Keith Ryales, Ken Lowry), 1982

IHSA MT—7:38.0 by Harvey (Thornton) (Steve Ibarra, Bill Moran, Mike Clark, Donald White), 1976 (Finals)

IHSA FAT—7:41.78 by East St. Louis (Lincoln) (Roderick Skinner, James Overstreet, Leodis Fields, Jessie Wilson), 1982 (Finals)

Class A MT—7:54.19 by Princeton (Tom Caldwell, Mike Rieker, Jaimie Dow, Tom Hodge), 1981 (Finals)

Class A FAT—7:55.12 by Melrose Park (Walther Lutheran) (Mike Homeier, Marc Ruff, Carl Gnewuch, Don Schafer), 1983

Class AA MT—7:38.0 by Harvey (Thornton) (Steve Ibarra, Bill Moran, Mike Clark, Donald White), 1976 (Finals)

Class AA FAT—7:41.78 by East St. Louis (Lincoln) (Roderick Skinner, James Overstreet, Leodis Fields, Jessie Wilson), 1982 (Finals)

Class A Sectional Bests

8:04.2	Erie
8:07.3	Knoxville
8:07.3	Watseka
8:07.6	Elmhurst (Timothy Christian)
8:09.2	Norridge (Ridgewood)
8:09.5	Shelbyville
8:10.0	Macon
8:10.8	Elmwood
8:13.3	Lisle (Sr.)
8:13.5	Prophetstown

Class AA Sectional Bests

7:43.1	Rockford (East)
7:48.5	Elmhurst (York)
7:49.2	Springfield (Southeast)
7:50.6	East St. Louis (Lincoln)
7:50.7	Darien (Hinsdale South)
7:51.2	Evanston (Twp.)
7:52.0	Oak Forest
7:52.2	Oak Park (O.P.-River Forest)
7:52.3	Villa Park (Willowbrook)
7:52.5	East St. Louis (Sr.)

HEAT NO. 1

Alley No.	School	Place	Time
1-1	Erie	_____	_____
1-2	Lisle (Sr.)	_____	_____
1-3	Cambridge	_____	_____
1-4	El Paso	_____	_____
2-1	Watseka	_____	_____
2-2	Farmington (F. East)	_____	_____
2-3	Greenville	_____	_____
2-4	Pittsfield	_____	_____
3-1	Norridge (Ridgewood)	_____	_____
3-2	Eldorado	_____	_____
3-3	Byron	_____	_____
3-4	Urbana (University)	_____	_____
4-1	Macon	_____	_____
4-2	Yorkville	_____	_____
4-3	Pontiac	_____	_____
4-4	Casey	_____	_____
4-5	Rushville	_____	_____

HEAT NO. 2

Alley No.	School	Place	Time
1-1	Knoxville	_____	_____
1-2	Prophetstown	_____	_____
1-3	Orion	_____	_____
1-4	Tolono (Unity)	_____	_____
2-1	Elmhurst (Timothy Christian)	_____	_____
2-2	Maple Park (Kaneland)	_____	_____
2-3	Lansing (Illiana Christian)	_____	_____
2-4	St. Anne	_____	_____
3-1	Shelbyville	_____	_____
3-2	Carlinville	_____	_____
3-3	Spring Valley (Hall)	_____	_____
3-4	Flora	_____	_____
4-1	Elmwood	_____	_____
4-2	DuQuoin	_____	_____
4-3	Dupo	_____	_____
4-4	Manito (Forman)	_____	_____
4-5	Beardstown	_____	_____

Class A Boys Track Multiple Winners

* = Record (I) = IHSA Record (P) = Prep Record

Year	Competitor, School	Year	Competitor, School
1975	Mark Claypool, Maple Park (Kaneland)	1980	Mike Conley, Chicago (Luther South)
	Triple Jump @ 46-0¼*		Long Jump @ 21-11
	440 Dash @ :49.08*		Triple Jump @ 47-3¼
1975	Steve Safranski, Granville (Putnam County)	1980	Steve Buchholz, Paxton
	Long Jump @ 22-11*		100 Dash @ :10.97
	220 Dash @ :21.94*		200 Dash @ :22.06
1976	Steve Safranski, Granville (Putnam County)	1981	Mike Conley, Chicago (Luther South)
	Long Jump @ 23-3¼*		Long Jump @ 23-2¼
	100 Dash @ :09.95*		Triple Jump @ 50-9* (I)
1976	Reo Rorem, Gilman		100 Dash @ :10.64 (wind-aided)
	Mile @ 4:18.65		200 Dash @ :22.26
	Two-Mile @ 9:11.44*	1981	John McCarthy, Buffalo (Tri-City)
1976	Brent Barth, Peru (St. Bede)		110 High Hurdles @ :14.33 (wind-aided)
	120 High Hurdles @ :14.52		300 Low Hurdles @ :37.75
	330 Low Hurdles @ :38.00*	1982	John Jacobson, Cornell
1977	Mark Claypool, Maple Park (Kaneland)		1600 Run @ 4:20.24
	Long Jump @ 22-3 ¾		3200 Run @ 9:17.69
	440 Dash @ :47.18* (I)	1982	John McCarthy, Buffalo (Tri-City)
1977	Tom Clennon, Minooka		300 Low Hurdles @ :37.89
	Mile @ 4:21.12		110 High Hurdles @ :14.39 (wind-aided)
	Two-Mile @ 9:22.42	1983	Kip Wright, Cairo
1978	Mike Simpson, Casey		Long Jump @ 22-5¼
	100 Dash @ :09.85 (wind-aided)		Triple Jump @ 46-10½
	220 Dash @ :22.19		John Jacobson, Cornell
1979	Dan Jeffers, Rochester		1600 Run @ 4:19.04*
	Long Jump @ 23-6¾		3200 Run @ 9:12.55*
	100 Dash @ :09.98		



Boys Class AA Competitors By Heat

(Boys Class AA Competitors Wear Numbers on Red.)

(Note: Top 12 times qualify for Finals.)

HEAT NO. 1

Alley No.	School	Place	Time
1-1	Rockford (East)	_____	_____
1-2	Pekin	_____	_____
1-3	Park Ridge (Maine South)	_____	_____
2-1	East St. Louis (Lincoln)	_____	_____
2-2	Wilmette (Loyola)	_____	_____
2-3	Naperville (Central)	_____	_____
2-4	Chicago (Kenwood)	_____	_____
3-1	Oak Forest	_____	_____
3-2	LaGrange (Lyons)	_____	_____
3-3	Arlington Hts. (St. Viator)	_____	_____
3-4	Bloomington (H.S.)	_____	_____
4-1	East St. Louis (Sr.)	_____	_____
4-2	Bensenville (Fenton)	_____	_____
4-3	Rock Island (H.S.)	_____	_____
4-4	Prairie View (Stevenson)	_____	_____

HEAT NO. 2

Alley No.	School	Place	Time
1-1	Elmhurst (York)	_____	_____
1-2	Dolton (Thornridge)	_____	_____
1-3	Rockford (Guilford)	_____	_____
2-1	Darien (Hinsdale South)	_____	_____
2-2	Palatine (H.S.)	_____	_____
2-3	Naperville (North)	_____	_____
2-4	Chicago (Lane)	_____	_____
3-1	Oak Park (O.P.-River Forest)	_____	_____
3-2	Chicago Hts. (Bloom)	_____	_____
3-3	Streamwood	_____	_____
3-4	Chicago (Calumet)	_____	_____
4-1	Hillside (Proviso West)	_____	_____
4-2	Sterling (H.S.)	_____	_____
4-3	Mattoon	_____	_____
4-4	Rantoul	_____	_____

HEAT NO. 3

Alley No.	School	Place	Time
1-1	Springfield (Southeast)	_____	_____
1-2	Lombard (Montini)	_____	_____
1-3	New Lenox (Lincoln-Way)	_____	_____
2-1	Evanston (Twp.)	_____	_____
2-2	Springfield (Lanphier)	_____	_____
2-3	Aurora (Marmion)	_____	_____
3-1	Villa Park (Willowbrook)	_____	_____
3-2	St. Charles (H.S.)	_____	_____
3-3	Burbank (St. Laurence)	_____	_____
3-4	Chicago (Robeson)	_____	_____
4-1	Flossmoor (Homewood-F.)	_____	_____
4-2	Hoffman Estates (H.S.)	_____	_____
4-3	Harrisburg	_____	_____
4-4	Lake Forest (H.S.)	_____	_____

Class AA Boys Track Multiple Winners

* = Record (I) = IHSA Record (P) = Prep Record

Year	Competitor, School	Year	Competitor, School
1975	Greg Foster, Maywood (Proviso East) 120 High Hurdles @ :13.47 330 Low Hurdles @ :36.0* (I)	1982	Barry Malloyd, East St. Louis (Lincoln) 110 High Hurdles @ :13.98 (wind-aided) Long Jump @ 23-5¼
1978	Duane Bibbie, Harvey (Thornton) Long Jump @ 24-3¼ Triple Jump @ 49-3¼	1982	Gary Kostrubala, Chicago (Marist) Shot @ 61-3½ Discus @ 184-2* (I)
1978	Tom Graves, Orland Park (Sandburg) Mile @ 4:09.37 Two-Mile @ 9:06.91	1982	Albert Robinson, Chicago (Hales Franciscan) 100 Dash @ :10.39 (wind-aided) 200 Dash @ :21.56*
1979	Bob McGee, Evanston, (Twp.) 100 Dash @ :09.51 120 High Hurdles @ :13.87 330 Low Hurdles @ :36.94	1983	Kelly Reed, Chicago (Kenwood) 100 Dash @ :10.53 200 Dash @ :21.64
1981	Wallace Spearmon, Blue Island (Eisenhower) 100 Dash @ :09.95 200 Dash @ :21.53		

Boys Class A Competitors By Heat

(Boys Class A Competitors Wear Numbers on Green.)

(Note: Top 8 times qualify for Finals.)



400-METER RELAY

How To Score The Finals

Final Place 1st 2nd 3rd 4th 5th 6th 7th 8th

Team Points 10 8 6 5 4 3 2 1

Event Data

	Class A	Class AA
Total Qualifiers	36	44
Total Regular Qualifiers	32	32
Total Extra Qualifiers	4	12
No. of Heats	5	6

Records

400-Meter Relay

PREP—:40.2 by Dallas (Lincoln), TX (John Delley, Joe Pouncy, Gene Pouncy, Rufus Shaw), 1970

IHSA MT—:41.7 by Waukegan (East) (Kevin Johnson, David Greathouse, LeRoy Norman, Nate Sloan), 1980 (Prelims); :41.7 by East St. Louis (Sr.) (Stanley Braggs, Richard Townsend, Lamar Pickett, Marvin Edmonds), 1975; :41.7 by East St. Louis (Lincoln) (James Stevenson, Demetrius Chism, Barry Malloyd, Duane Allen), 1981 (Finals)

IHSA FAT—:41.88 by East St. Louis (Lincoln) (Michael Hill, Darwin Rencher, Earl McKinney, Juan Brooks), 1983 (Finals)

Class A MT—:43.0 by Melrose Park (Walther Lutheran) (Frank Moss, Kendrick Wells, Brian Hannemann, Don Samuel, 1981 (Finals); :43.0 by Melrose Park (Walther Lutheran) (Frank Moss, Don Samuel, Brian Hannemann, Pat Powe), 1980 (Finals)

Class A FAT—:43.31 by St. Anne (Dewayne Bolton, Richard Miller, Mark Smith, Carl Childs), 1982 (Finals)

Class AA MT—:41.7 by East St. Louis (Lincoln) (James Stevenson, Demetrius Chism, Barry Malloyd, Duane Allen), 1981 (Finals); :41.7 by Waukegan (East) (Kevin Johnson, David Greathouse, LeRoy Norman, Nate Sloan), 1980 (Prelims); :41.7 by East St. Louis (Sr.) (Stanley Braggs, Richard Townsend, Lamar Pickett, Marvin Edmonds), 1975; :41.7 by East St. Louis (Lincoln) (Juan Brooks, Michael Hill, Darwin Rencher, Earl McKinney), 1983 (Prelims)

Class AA FAT—:41.88 by East St. Louis (Lincoln) (Juan Brooks, Michael Hill, Darwin Rencher, Earl McKinney), 1983 (Finals)

Class A Sectional

*:42.4	Cairo
:42.9	Melrose Park (Walther Lutheran)
:44.1	Knoxville
:44.1	Carlinville
:44.2	Mounds (Meridian)
:44.3	Mendota
:44.3	Elgin (St. Edward)
:44.3	Farmington (F. East)
:44.4	St. Anne
:44.4	Chicago (Luther South)
:44.4	Madison
:44.4	Sparta

Class AA Sectional Bests

:41.5	Rock Island (H.S.)
*:41.7	East St. Louis (Lincoln)
:41.9	East St. Louis (Sr.)
:42.2	Joliet (West)
:42.3	Maywood (Proviso East)
:42.3	Rockford (Auburn)
:42.3	Wheaton (Central)
:42.3	Evanston (Twp.)
:42.5	Chicago (Phillips)
:42.5	Rockford (Guilford)
:42.5	Moline
:42.5	Sterling (H.S.)

* Defending Champion

HEAT NO. 1

Lane	School	Place	Time
1	Pontiac	_____	_____
2	Tiskilwa	_____	_____
3	Metropolis (Massac Co.)	_____	_____
4	Cairo	_____	_____
5	Elgin (St. Edward)	_____	_____
6	St. Anne	_____	_____
7	Oregon	_____	_____
8	Flora	_____	_____

HEAT NO. 2

Lane	School	Place	Time
1	Washburn (Lowpoint-W.)	_____	_____
2	Johnston City	_____	_____
3	Sparta	_____	_____
4	Farmington (East)	_____	_____
5	Melrose Park (Walther Lutheran)	_____	_____
6	Robinson	_____	_____
7	Pittsfield	_____	_____
8		_____	_____

HEAT NO. 3


Lane	School	Place	Time
1	Carthage (Hancock Central)	_____	_____
2	Mahomet (M.-Seymour)	_____	_____
3	Gibson City	_____	_____
4	Knoxville	_____	_____
5	Mendota	_____	_____
6	Chicago (Providence-St. Mel)	_____	_____
7	LaMoille	_____	_____
8		_____	_____

HEAT NO. 4

Lane	School	Place	Time
1	Kankakee (McNamara)	_____	_____
2	Sherrard	_____	_____
3	Savanna	_____	_____
4	Madison	_____	_____
5	Carlinville	_____	_____
6	Monticello	_____	_____
7	Auburn	_____	_____
8		_____	_____

HEAT NO. 5

Lane	School	Place	Time
1	Hamilton	_____	_____
2	LeRoy	_____	_____
3	Poplar Grove (North Boone)	_____	_____
4	Mounds (Meridian)	_____	_____
5	Chicago (Luther South)	_____	_____
6	Seneca	_____	_____
7	Moweaqua	_____	_____
8		_____	_____



Boys Class AA Competitors By Heat

(Boys Class AA Competitors Wear Numbers on Red.)

(Note: Top 8 times qualify for Finals.)

HEAT NO. 1

Lane	School	Place	Time
1	Wheeling	_____	_____
2	Rockford (East)	_____	_____
3	Peoria (H.S.)	_____	_____
4	Wheaton (Central)	_____	_____
5	Rock Island (H.S.)	_____	_____
6	Zion (Z.-Benton)	_____	_____
7	Chicago (Dunbar)	_____	_____
8	Centralia	_____	_____

HEAT NO. 4

Lane	School	Place	Time
1	Waukegan (East)	_____	_____
2	Wheaton (North)	_____	_____
3	Springfield (Lanphier)	_____	_____
4	Joliet (West)	_____	_____
5	Chicago (Phillips)	_____	_____
6	Peoria (Woodruff)	_____	_____
7	Chicago (Mendel)	_____	_____
8		_____	_____

HEAT NO. 2

Lane	School	Place	Time
1	Chicago (Young)	_____	_____
2	Chicago Hts. (Bloom Trail)	_____	_____
3	Peoria (Manual)	_____	_____
4	East St. Louis (Lincoln)	_____	_____
5	Evanston (Twp.)	_____	_____
6	Chicago (Quigley South)	_____	_____
7	Chicago (Lane)	_____	_____
8	Palatine (H.S.)	_____	_____

HEAT NO. 5

Lane	School	Place	Time
1	Elmhurst (York)	_____	_____
2	Chicago (Mt. Carmel)	_____	_____
3	Joliet (Central)	_____	_____
4	Moline	_____	_____
5	Rockford (Auburn)	_____	_____
6	Murphysboro	_____	_____
7	Decatur (Mac Arthur)	_____	_____
8		_____	_____

HEAT NO. 3

Lane	School	Place	Time
1	Chicago (Harlan)	_____	_____
2	Hillside (Proviso West)	_____	_____
3	Aurora (West)	_____	_____
4	Rockford (Guilford)	_____	_____
5	East St. Louis (Sr.)	_____	_____
6	Chicago (Collins)	_____	_____
7	Danville (H.S.)	_____	_____
8		_____	_____

HEAT NO. 6

Lane	School	Place	Time
1	Chicago (Weber)	_____	_____
2	Midlothian (Bremen)	_____	_____
3	Chicago (Marist)	_____	_____
4	Maywood (Proviso East)	_____	_____
5	Sterling (H.S.)	_____	_____
6	Chicago (Kenwood)	_____	_____
7	Aurora (East)	_____	_____
8		_____	_____

CHARTING OF QUALIFIERS

Schools Year	CLASS A			CLASS AA			STATE GRAND TOTALS		
	Schools Assigned	Schools Advancing	Total Comp.	Schools Assigned	Schools Advancing	Total Comp.	Schools Assigned	Schools Advancing	Total
1978	370	198	605	322	203	842	692	401	1447
1979	366	208	652	323	209	914	689	417	1566
1980	374	209	675	316	195	856	680	394	1541
1981	378	210	670	313	211	910	691	421	1580
1982	373	209	665	304	204	876	677	513	1241
1983	363	206	713	309	206	955	672	412	1668
1984	348	207	674	305	199	894	653	406	1568



Boys Class A Competitors By Section

(Boys Class A Competitors Wear Numbers on Green.)

(Note: Finals only to be run on Saturday.)

3200-METER RUN

SECTION NO. 1

How To Score The Finals

Final Place 1st 2nd 3rd 4th 5th 6th 7th 8th
Team Points 10 8 6 5 4 3 2 1

Event Data

	Class A	Class AA
Total Qualifiers	32	46
Total Regular Qualifiers	32	32
Total Extra Qualifiers	0	14
No. of Sections	1	2

Records

3200-Meter Run

PREP—8:41.5 by Steve Prefontaine, Coos Bay (Marshfield, OR, 1969)

IHSA MT—8:42 by Craig Virgin, Lebanon, 1973

IHSA FAT—9:01.28 by Tim Phillips, Arlington Hts. (St. Viator), 1983 (Finals)

Class A MT—9:11.5 by Reo Rorum, Gilman, 1976

Class A FAT—9:12.55 by John Jacobson, Cornell, 1983 (Finals)

Class AA MT—8:51.9 by Tom Graves, Orland Park (Sandburg), 1977 (Finals)

Class AA FAT—9:01.28 by Tim Phillips, Arlington Hts. (St. Viator), 1983 (Finals)

Class A Sectional Bests

9:36.5	Troy Maddux (So.) Streator (Woodland)
9:42.3	John Stein (Sr.) Peoria (Bergan)
9:47.7	Scott Hargrave (Sr.) Erie
9:50.2	Peter Bojan (Sr.) Norridge (Ridgewood)
9:51.0	Kurt Bounds (Jr.) Athens
9:51.1	Tony Fernatt (Fr.) Beecher
9:55.8	Brian Schwarting (Sr.) Spring Valley (Hall)
9:57.0	Steve Sawyer (Sr.) DuQuoin
9:57.1	Charles Helton (Sr.) Carrollton
9:58.0	Mike Ross (Sr.) Dunlap

Class AA Sectional Bests

9:10.7	Dave Halle (Sr.) Rockford (Guilford)
9:14.0	Jack Park (Sr.) Pekin
9:15.4	Jim Lane (Sr.) Crystal Lake (Central)
9:15.5	Ed Slowikowski (Jr.) Darien (Hinsdale South)
9:17.9	Craig Van Dyke (Sr.) Maywood (Proviso East)
9:19.5	Steve Miller (Jr.) Elk Grove Village (E.G.)
9:20.2	Kurt Krumwiede (Sr.) Hillside (Proviso West)
9:20.8	Tyno Carter (Sr.) Peoria (Richwoods)
9:21.5	Tim Ryan (Sr.) O'Fallon
9:21.8	Jamie Donovan (Sr.) Rockford (Guilford)

Alley No.	Competitor, School	Place	Time
1-1	152 Troy Maddux (So.) Streator (Woodland)	_____	_____
1-2	407 Kurt Bounds (Jr.) Athens	_____	_____
1-3	648 Charles Helton (Sr.) Carrollton	_____	_____
1-4	240 Scott Woodruff (Sr.) Winnebago	_____	_____
1-5	265 Dave Hallatt (Jr.) Gibson City	_____	_____
1-6	670 Deon Mallinckrodt (Sr.) Pittsfield	_____	_____
1-7	585 Rob Carpenter (Jr.) Walnut	_____	_____
1-8	533 Don Obert (Jr.) Liberty	_____	_____
2-1	401 John Stein (Sr.) Peoria (Bergan)	_____	_____
2-2	321 Tony Fernatt (Fr.) Beecher	_____	_____
2-3	368 Mike Ross (Sr.) Dunlap	_____	_____
2-4	478 Brian Luczak (Jr.) Geneva	_____	_____
2-5	430 Greg Thurman (Jr.) Petersburg (Porta)	_____	_____
2-6	521 David Martz (Jr.) Cuba	_____	_____
2-7	87 Karl Welke (Jr.) Mahomet (M.-Seymour)	_____	_____
2-8	25 Harry Seward (Jr.) Mason City	_____	_____
3-1	555 Scott Hargrave (Sr.) Erie	_____	_____
3-2	143 Brian Schwarting (Sr.) Spring Valley (Hall)	_____	_____
3-3	202 David Beauchem (Jr.) Byron	_____	_____
3-4	593 Joe Pitt (Jr.) Breeze (Central)	_____	_____
3-5	611 Larry DeSherlia (So.) Greenville	_____	_____
3-6	73 Wayne Bloemer (So.) Teutopolis	_____	_____
3-7	267 Mark Haggerty (Jr.) Hoopston (H.-East Lynn)	_____	_____
3-8	118 Richard Williams (Jr.) Urbana (University)	_____	_____
4-1	496 Peter Bojan (Sr.) Norridge (Ridgewood)	_____	_____
4-2	291 Steve Sawyer (Sr.) DuQuoin	_____	_____
4-3	174 Kent Walker (Sr.) Oneida (ROVA)	_____	_____
4-4	312 Ernie Schelton (Sr.) McLeansboro	_____	_____
4-5	74 Brian Oakley (Jr.) Toledo (Cumberland)	_____	_____
4-6	180 Joe Bowman (Jr.) Orion	_____	_____
4-7	356 Bruce Albright (Jr.) Pontiac	_____	_____
4-8	32 Jerry Giberson (Jr.) Warrensburg (W.-Latham)	_____	_____



Boys Class AA Competitors By Section

(Boys Class AA Competitors Wear Numbers on Red.)

(Note: Finals only to be run on Saturday.)

SECTION NO. 1

Alley No.	Competitor, School	Place	Time
1-1 197	Darren Christy (So.) Rockford (East)	_____	_____
1-2 508	David Jones (Sr.) Springfield (H.S.)	_____	_____
1-3 1	Bill Darling (Jr.) Carbondale	_____	_____
1-4 654	Dexter Dave (Sr.) Round Lake	_____	_____
1-5 778	Kevin Louie (Jr.) Chicago (Lane Tech.)	_____	_____
1-6 783	Victor Cooper (Jr.) Chicago (Lincoln Park)	_____	_____
2-1 288	John Powers (Jr.) Hoffman Estates (Conant)	_____	_____
2-2 412	Dave Jones (Jr.) Bensenville (Fenton)	_____	_____
2-3 459	Dan Scheffler (Sr.) Wheaton (North)	_____	_____
2-4 134	Brian Tupper (Sr.) Flossmoor (Homewood-F.)	_____	_____
2-5 562	Cody Evans (So.) Rantoul	_____	_____
2-6 755	James Corey (Jr.) Chicago (Hyde Park)	_____	_____
3-1 463	David Egan (Sr.) Chatham (Glenwood)	_____	_____
3-2 50	Neal Gassman (Jr.) Olney (East Richland)	_____	_____
3-3 53	Sid Aurand (Jr.) Dixon	_____	_____
3-4 71	Greg Garcia (Jr.) Rock Falls	_____	_____
3-5 530	John Van Scoyoc (Jr.) Bloomington (H.S.)	_____	_____
3-6 810	George Irving (Sr.) Chicago (Von Steuben)	_____	_____
4-1 375	Tom Bellos (Jr.) Lockport (Twp.)	_____	_____
4-2 895	Steve Hockenberry (Sr.) Hoffman Estates (H.S.)	_____	_____
4-3 158	James Donzell (Jr.) Richton Park (Rich South)	_____	_____
4-4 639	Mike Coen (Sr.) Libertyville	_____	_____
4-5 588	Jim Morey (Jr.) Chicago (Marist)	_____	_____
4-6 376	Andy Howard (Sr.) Lockport (Twp.)	_____	_____

SECTION NO. 2

Alley No.	Competitor, School	Place	Time
1-1 211	Dave Halle (Sr.) Rockford (Guilford)	_____	_____
1-2 869	Craig Van Dyke (Sr.) Maywood (Proviso East)	_____	_____
1-3 275	Tim Ryan (Sr.) O'Fallon	_____	_____
1-4 272	Jim Robertson (Sr.) Granite City	_____	_____
1-5 678	Ray Clifford (Sr.) Chicago (St. Patrick)	_____	_____
2-1 475	Jack Park (Sr.) Pekin	_____	_____
2-2 286	Steve Miller (Jr.) Elk Grove Village (E.G.)	_____	_____
2-3 214	Jamie Donovan (Sr.) Rockford (Guilford)	_____	_____
2-4 877	Derrick Peterman (Jr.) Oak Park (O.P.-River Forest)	_____	_____
2-5 579	Pat Tierney (Sr.) Burbank (St. Laurence)	_____	_____
2-6 701	Greg Harper (Jr.) Glenview (Glenbrook South)	_____	_____
3-1 163	Jim Lane (Sr.) Crystal Lake (Central)	_____	_____
3-2 854	Ron Krumwiede (Sr.) Hillside (Proviso West)	_____	_____
3-3 838	Brian Nichols (Jr.) Elmhurst (York)	_____	_____
3-4 287	Scott Ventura (Sr.) Hoffman Estates (Conant)	_____	_____
3-5 196	Rick Gasparini (So.) Rockford (East)	_____	_____
3-6 705	Steve Brenner (Sr.) Park Ridge (Maine East)	_____	_____
4-1 825	Ed Slowikowski (Jr.) Darien (Hinsdale South)	_____	_____
4-2 497	Tyno Carter (Sr.) Peoria (Richwoods)	_____	_____
4-3 714	Javier Nunez (Sr.) Wilmette (Loyola)	_____	_____
4-4 702	Chris Langlois (Sr.) Northbrook (Glenbrook North)	_____	_____
4-5 470	Mark Oberle (Sr.) Morton	_____	_____
4-6 225	Jon Burnett (Jr.) Belleville (West)	_____	_____




NATIONAL COACHES DAY IS OCT. 19

Boys Class A Competitors By Heat

(Boys Class A Competitors Wear Numbers on Green.)

(Note: Top 3 places each heat qualify for Semifinals.)

(Note: Top 4 places each Semifinal heat qualify for Finals.)



110-METER HIGH HURDLES

How To Score The Finals

Final Place 1st 2nd 3rd 4th 5th 6th 7th 8th
Team Points 10 8 6 5 4 3 2 1

Event Data

	Class A	Class AA
Total Qualifiers	33	47
Total Regular Qualifiers	32	32
Total Extra Qualifiers	1	15
No. of Heats	5	6

Records

110-Meter High Hurdles

PREP—:12.9 by Renaldo Nehemiah, Scotch Plains (Fanwood), NJ, 1977

IHSA MT—:13.9 by Derek Cole, Chicago Hts. (Bloom), 1981 (Finals)

IHSA FAT—:14.59 by Curt Reed, McLeansboro, 1983 (Finals)

Class A MT—:14.5 by Rany Klatt, Rochester, 1980 (Finals); :14.5 by John McCarthy, Buffalo (Tri-City), 1982 (Semis); :14.5 by Curt Reed, McLeansboro, 1983 (Prelims)

Class A FAT—:14.59 by Curt Reed, McLeansboro, 1983 (Finals)

Class AA MT—:13.9 by Derek Cole, Chicago Hts. (Bloom), 1981 (Finals)

Class AA FAT—Only wind-aided times posted to date

Class A Sectional Bests

:14.8	Matt Warwick (Sr.) Elgin (St. Edward)
:14.8	Tom Meier (Jr.) Altamont
:14.9	Phil Black (Sr.) Chatsworth
:15.0	Ron Gossard (Sr.) Fulton
:15.1	Brent Staley (Sr.) Eureka
:15.1	Scott Tornow (Sr.) Tampico
:15.1	Craig Newcomb (Sr.) Savanna
:15.2	Dana Epperson (Sr.) Abingdon
:15.2	Eric Stroyan (Jr.) Mendota
:15.2	Gary Benson (Jr.) Chicago (Luther South)
:15.2	Scott Johnson (Sr.) Newton
:15.2	Mike Mitchell (Jr.) St. Anne

Class AA Sectional Bests

:13.8	Darren Barber (Sr.) Springfield (Lanphier)
:14.0	Bernard Brooks (Sr.) Springfield (Southeast)
:14.1	Clarence Smith (Sr.) East St. Louis (Lincoln)
:14.1	Terry Booker (Sr.) Peoria (Manual)
:14.2	Pat McGhee (Sr.) Aurora (East)
:14.3	Lamont Frazier (Sr.) Evanston (Twp.)
:14.3	Antonio Baker (Sr.) East St. Louis (Lincoln)
:14.4	Don Reed (Sr.) Flossmoor (Homewood-F.)
:14.4	Randy Bradley (Sr.) Waukegan (East)
:14.4	Peter O'Neal (Sr.) Chicago (Leo)
:14.4	John Forker (Sr.) Libertyville
:14.4	Derrick Goldern (Sr.) Chicago (Mendel Catholic)
:14.4	Rod McMullen (Sr.) Edwardsville (Sr.)
:14.4	Nick Thomas (Jr.) Peoria (H.S.)

HEAT NO. 1

Lane No.	Competitor, School	Place	Time
1		---	---
2	629 James Hayes (Sr.), Sparta	---	---
3	60 Scott Johnson (Sr.), Newton	---	---
4	129 Eric Stroyan (Jr.), Mendota	---	---
5	470 Matt Warwick (Sr.), Elgin (St. Edward)	---	---
6	365 Mark Mangieri (Sr.), Abingdon	---	---
7	421 Rex Arkebauer (Sr.), Morrisonville	---	---
8	104 Brian McDaniel (Sr.), Sidell (Jamaica)	---	---

HEAT NO. 2

Lane No.	Competitor, School	Place	Time
1		---	---
2	651 Rich Roper (Jr.), Girard	---	---
3	231 Larry Wagner (Sr.), Polo	---	---
4	40 Tom Meier (Jr.), Altamont	---	---
5	454 Gary Benson (Jr.), Chicago (Luther South)	---	---
6	278 Mike Mitchell (Jr.), St. Anne	---	---
7	334 Brock Morris (Sr.), Kankakee (McNamara)	---	---
8	429 Paul Nargelenas (Jr.), Pawnee	---	---

HEAT NO. 3

Lane No.	Competitor, School	Place	Time
1		---	---
2	14 Chris Campbell (Jr.), Farmer City (F.C.-Mansfield)	---	---
3	640 Tim Dixon (Sr.), Carlinville	---	---
4	252 Phil Black (Sr.), Chatsworth	---	---
5	364 Dana Epperson (Sr.), Abingdon	---	---
6	320 Sean Connor (Jr.), Zeigler (Z.-Royalton)	---	---
7	195 Steve Covert (Sr.), Tiskilwa	---	---
8	97 Steve Scott (Sr.) Monticello	---	---

HEAT NO. 4

Lane No.	Competitor, School	Place	Time
1		---	---
2	289 Shawn Eubanks (So.), Christopher	---	---
3	539 Milt Briney (Sr.), Rushville	---	---
4	574 Craig Newcomb (Sr.), Savanna	---	---
5	557 Ron Gossard (Sr.), Fulton	---	---
6	323 Steve Nicoletti (Sr.), Coal City	---	---
7	167 Neil Davis (Sr.) Buda (B.-Sheffield-Western)	---	---
8		---	---

HEAT NO. 5

Lane No.	Competitor, School	Place	Time	Lane No.	Competitor, School	Place	Time
1		_____	_____	5	581 Scott Tornow (Sr.), Tampico	_____	_____
2	215 Glenn Carnell (Jr.), Maple Park (Kaneland)	_____	_____	6	530 James Hagaman (Sr.), Lewistown	_____	_____
3	151 Kevin Harms (Sr.), Streator (Woodland)	_____	_____	7	586 Britt Malott (Fr.), Anna (A.-Jonesboro)	_____	_____
4	13 Brent Staley (Sr.), Eureka	_____	_____	8		_____	_____



Boys Class AA Competitors By Heat

(Boys Class AA Competitors Wear Numbers on Red.)
(Note: Top 4 places each heat qualify for Semifinals.)
(Note: Top 2 places each Semifinal heat qualify for Finals.)

HEAT NO. 1

Lane No.	Competitor, School	Place	Time
1	609 Lonnell Mackey (Jr.) Dolton (Thornridge)	_____	_____
2	791 Robert Phillips (Sr.) Chicago (Phillips)	_____	_____
3	692 Rodrique Jean-Paul (Sr.) Evanston (Twp.)	_____	_____
4	518 Darren Barber (Sr.) Springfield (Lanphier)	_____	_____
5	595 Derrick Golden (Sr.) Chicago (Mendel Catholic)	_____	_____
6	265 Rod McMullen (Sr.) Edwardsville (Sr.)	_____	_____
7	826 Joel Javier (Sr.) Darien (Hinsdale South)	_____	_____
8	460 Norm Webber (Sr.) Wheaton (North)	_____	_____

HEAT NO. 2

Lane No.	Competitor, School	Place	Time
1	746 Henry Moses (Sr.) Chicago (Harlan)	_____	_____
2	117 Luther Gordon (Jr.) Chicago (Hts. (Bloom Trail))	_____	_____
3	482 Nick Thomas (Jr.) Peoria (H.S.)	_____	_____
4	524 Bernard Brooks (Sr.) Springfield (Southeast)	_____	_____
5	640 John Forker (Sr.) Libertyville	_____	_____
6	82 Clancy Nunn (Sr.) Rock Island (H.S.)	_____	_____
7	564 Dennis Molloy (So.) Rantoul	_____	_____
8	572 John Rossini (Jr.) Palatine (H.S.)	_____	_____

HEAT NO. 3

Lane No.	Competitor, School	Place	Time
1	815 John Clancy (Jr.) Chicago (Young)	_____	_____
2	584 Tom Lamb (Sr.) Chicago (Marist)	_____	_____
3	540 Bobby Brooks (Jr.) Danville (H.S.)	_____	_____
4	580 Peter O'Neal (Sr.) Chicago (Leo)	_____	_____
5	240 Clarence Smith (Sr.) East St. Louis (Lincoln)	_____	_____
6	878 Terry Stevenson (Sr.) Oak Park (O.P.-River Forest)	_____	_____
7	22 Eric Chavis (Sr.) Harrisburg	_____	_____
8	357 Ray Bukowski (Jr.) Downers Grove (North)	_____	_____

HEAT NO. 4

Lane No.	Competitor, School	Place	Time
1	764 Jeffery Lewis (Sr.) Chicago (Kenwood)	_____	_____
2	684 Lamar Davis (Jr.) Chicago (Weber)	_____	_____
3	78 Clarence Branch (Sr.) Rock Island (H.S.)	_____	_____
4	492 Terry Booker (Sr.) Peoria (Manual)	_____	_____
5	659 Randy Bradley (Sr.) Waukegan (East)	_____	_____
6	139 Tom Babbist (Sr.) Kankakee (Sr.)	_____	_____
7	563 Duane Sinclair (So.) Rantoul	_____	_____
8	212 Derrick Horton (Jr.) Rockford (Guilford)	_____	_____

HEAT NO. 5

Lane No.	Competitor, School	Place	Time
1	498 Todd Glispie (Jr.) Peoria (Richwoods)	_____	_____
2	844 Steve Syers (So.) Elmwood Park	_____	_____
3	837 Kurt Zackrison (Jr.) Elmhurst (York)	_____	_____
4	340 Pat McGhee (Sr.) Aurora (East)	_____	_____
5	135 Don Reed (Sr.) Flossmoor (Homewood-F.)	_____	_____
6	541 Kevin Hall (Jr.) Danville (H.S.)	_____	_____
7	802 Harry Washington (Jr.) Chicago (Taft)	_____	_____
8	216 Larry Young (Jr.) Rockford (West)	_____	_____

HEAT NO. 6

Lane No.	Competitor, School	Place	Time
1	499 Dan Drummer (So.) Peoria (Richwoods)	_____	_____
2	326 Jim Warton (Sr.) Schaumburg	_____	_____
3	25 Rob Cash (Sr.) Marion	_____	_____
4	236 Antonio Baker (Sr.) East St. Louis (Lincoln)	_____	_____
5	694 Lamont Frazier (Sr.) Evanston (Twp.)	_____	_____
6	779 Bobby Burnett (Jr.) Chicago (Lane)	_____	_____
7	419 Bryan Eastman (Sr.) Glen Ellyn (Glenbard West)	_____	_____
8		_____	_____

Boys Class A Competitors By Heat



100-METER DASH

How To Score The Finals
Final Place 1st 2nd 3rd 4th 5th 6th 7th 8th
Team Points 10 8 6 5 4 3 2 1

Event Data

	Class A	Class AA
Total Qualifiers	36	47
Total Regular Qualifiers	32	32
Total Extra Qualifiers	4	15
No. of Heats	5	6

Records

100-Meter Dash

PREP—:10.2 by Rod Richardson, Shreveport (Fair Park), LA, 1980; :10.2 by Dennis Mitchell, Atco-Edgewood, NJ, 1983

IHSA MT—:10.6 by Elliot Hanna, North Chicago, 1981 (Prelims); :10.6 by Darryl Canady, Chicago (St. Ignatius) 1980 (Finals); :10.6 by Steven Turner, Chicago (Lindblom), 1980 (Finals)

IHSA FAT—:10.31 by Spencer Cotten, Wilmette (Loyola), 1983 (Semis)

Class A MT—:11.0 by Bill Hatfield, Freeburg, 1980 (Semis) (:10.92); :11.0 by Steve Buchholz, Paxton, 1980 (Finals) (:10.97)

Class A FAT—:10.61 by Rodney Harris, Chicago (Providence-St. Mel), 1982 (Finals)

Class AA MT—:10.6 by Elliot Hanna, North Chicago, 1981 (Prelims); :10.6 by Darryl Canady, Chicago (St. Ignatius), 1980 (Finals); :10.6 by Steven Turner, Chicago (Lindblom), 1980 (Semis)

Class AA FAT—:10.31 by Spencer Cotten, Wilmette (Loyola), 1983 (Semis)

Class A Sectional Bests

- *:10.3 Rodney Harris (Sr.) Chicago (Providence-St. Mel)
- :10.6 David Washington (Sr.) Melrose Park (Walther Lutheran)
- :10.8 Tony Kidd (Sr.) Chicago (Luther South)
- :10.8 Darren Brown (Sr.) Chicago (Luther South)
- :10.9 Dan Gorski (Sr.) Robinson
- :10.9 Ken Todorov (Jr.) Elgin (St. Edward)
- :10.9 Juan Doubrechat (Sr.) Chicago (University)
- :11.0 Harold Landon (Jr.) Carlinville
- :11.1 Jeff Trancoso (Jr.) Sterling (Newman Central Catholic)
- :11.1 Greg Knowles (Sr.) Gibson City

* Defending Champion

Class AA Sectional Bests

- :10.5 Joe Laster (Sr.) Blue Island (Eisenhower)
- :10.5 Keith Thomas (So.) Chicago (St. Rita)
- :10.6 Edmondo Moxey (Jr.) Danville (H.S.)
- :10.6 Steve Breathett (Sr.) Kankakee (Sr.)
- :10.6 Andre Love (Jr.) Westchester (St. Joseph)
- :10.6 Charles Hogue (Sr.) Joliet (West)
- :10.6 Thomas Adams (Sr.) Rock Island (H.S.)
- :10.7 Juan Brooks (Sr.) East St. Louis (Lincoln)
- :10.7 Jarvis Redmond (Jr.) Rockford (Auburn)
- :10.7 Mike Sawyer (Jr.) Chicago (St. Ignatius)
- :10.7 Brian Sanders (Sr.) East St. Louis (Sr.)
- :10.7 Joe Vernell (So.) Maywood (Proviso East)
- :10.7 Victor DuBois (Sr.) Maywood (Proviso East)
- :10.7 Darryl Brown (Jr.) Chicago (Dunbar)
- :10.7 Van Cowden (Sr.) Danville (H.S.)
- :10.7 John Doss (Sr.) Joliet (Central)
- :10.7 Robert Davis (Sr.) Evanston (Twp.)
- :10.7 Warren Brakes (Sr.) Chicago (Kenwood)
- :10.7 Michael Hill (Jr.) East St. Louis (Lincoln)
- :10.7 Lou Johnson (Jr.) New Lenox (Providence)
- :10.7 Malcolm Davis (Fr.) Chicago (Mendel Catholic)
- :10.7 Darrin Polk (Sr.) Chicago (Weber)
- :10.7 Chris Chatman (Sr.) Chicago (Corliss)
- :10.7 Steve Cater (Jr.) Chicago (Sullivan)
- :10.7 Curtis Hagans (Jr.) Chicago (Mendel Catholic)
- :10.7 Ulysses Dantzler (Sr.) Chicago (Robeson)

(Boys Class A Competitors Wear Numbers on Green.)

(Note: Top 3 places each heat qualify for Semifinals.)

(Note: Top 4 places each Semifinal heat qualify for Finals.)

HEAT NO. 1

Lane	No.	Competitor, School	Place	Time
1	342	Scott DeBoer (Jr.) Lansing (Illiana Christian)	---	---
2	545	Doug Ely (Sr.) Amboy	---	---
3	382	Marty Nutter (So.) Farmington (F. East)	---	---
4	457	Rodney Harris (Sr.) Chicago (Providence-St. Mel)	---	---
5	264	Greg Knowles (Sr.) Gibson City	---	---
6	290	Phil Steinmetz (Jr.) Christopher	---	---
7	529	Todd Turner (Sr.) Havana	---	---
8	207	Brian McClain (Fr.) Freeport (Aquino)	---	---

HEAT NO. 2

Lane	No.	Competitor, School	Place	Time
1	184	Dion Hild (Jr.) Sherrard	---	---
2	594	Eric Childs (Jr.) Cairo	---	---
3	527	Jeff Hammel (Jr.) Hamilton	---	---
4	579	Jeff Trancoso (Jr.) Sterling (Newman Central Catholic)	---	---
5	492	David Washington (Sr.) Melrose Park (Walther Lutheran)	---	---
6	135	Brint Voights (Sr.) Seneca	---	---
7	649	David Sills (So.) Concord (Triopia)	---	---
8			---	---

HEAT NO. 3

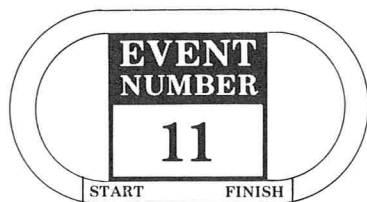
Lane	No.	Competitor, School	Place	Time
1	198	Kyle Wallace (Sr.) Toulon	---	---
2	404	Jon Gualandi (Jr.) Princeville	---	---
3	597	Al Williams (Jr.) Cairo	---	---
4	453	Tony Kidd (Sr.) Chicago (Luther South)	---	---
5	644	Harold Landon (Jr.) Carlinville	---	---
6	26	Jay Onken (Sr.) Mason City	---	---
7	443	Troy Boyer (Sr.) Williamsville	---	---
8			---	---

HEAT NO. 4

Lane	No.	Competitor, School	Place	Time
1	236	Scott Johnson (Sr.) Poplar Grove (North Boone)	---	---
2	426	Todd Henderson (Sr.) Moweaqua	---	---
3	53	Roy Estheimer (Jr.) Flora	---	---
4	461	Juan Doubrechat (Sr.) Chicago (University)	---	---
5	450	Darren Brown (Sr.) Chicago (Luther South)	---	---
6	327	Brian Radke (Jr.) Gridley	---	---
7	82	William Perkins (Sr.) Georgetown	---	---
8			---	---

HEAT NO. 5

Lane	No.	Competitor, School	Place	Time	Lane	No.	Competitor, School	Place	Time
1	28	David Little (Jr.) Normal (University)	—	—	5	466	Ken Todorov (Jr.) Elgin (St. Edward)	—	—
2	105	Jim Gott (Jr.) Sullivan	—	—	6	277	Dwayne Bolton (Jr.) St. Anne	—	—
3	127	Kevin McPheeters (Sr.) Mendota	—	—	7	317	Mickey Whittler (Jr.) Mt. Carmel	—	—
4	70	Dan Gorski (Sr.) Robinson	—	—	8			—	—



Boys Class AA Competitors By Heat

*(Boys Class AA Competitors Wear Numbers on Red.)***(Note: Top 4 places each heat qualify for Semifinals.)****(Note: Top 2 places each Semifinal heat qualify for Finals.)**

HEAT NO. 1

Lane	No.	Competitor, School	Place	Time
1	879	Eric Wilson (Sr.) Oak Park (O.P.-River Forest)	—	—
2	525	Ron Mason (Sr.) Washington	—	—
3	763	Warren Brakes (Sr.) Chicago (Kenwood)	—	—
4	254	Brian Sanders (Sr.) East St. Louis (Sr.)	—	—
5	604	Keith Thomas (So.) Chicago (St. Rita)	—	—
6	801	Steve Cater (Jr.) Chicago (Sullivan)	—	—
7	539	Van Cowden (Sr.) Danville (H.S.)	—	—
8	449	John Merritt (Sr.) Wheaton (Central)	—	—

HEAT NO. 2

Lane	No.	Competitor, School	Place	Time
1	406	Ken Issacson (So.) Addison (A. Trail)	—	—
2	239	Micheal Hill (Jr.) East St. Louis (Lincoln)	—	—
3	680	Darrin Polk (Sr.) Chicago (Weber)	—	—
4	573	Joe Laster (Sr.) Blue Island (Eisenhower)	—	—
5	734	Darryl Brown (Jr.) Chicago (Dunbar)	—	—
6	865	Joe Vernell (So.) Maywood (Proviso East)	—	—
7	657	Dwayne Boyd (Jr.) Waukegan (East)	—	—
8	404	Mike Metts (Sr.) Romeoville	—	—

HEAT NO. 3

Lane	No.	Competitor, School	Place	Time
1	760	Ray Simmons (Sr.) Chicago (Kenwood)	—	—
2	531	Mike Dotts (Sr.) Bloomington (H.S.)	—	—
3	362	John Doss (Sr.) Joliet (Central)	—	—
4	542	Edmondo Moxey (Jr.) Danville (H.S.)	—	—
5	672	Mike Sawyer (Jr.) Chicago (St. Ignatius)	—	—
6	730	Chris Chatman (Sr.) Chicago (Corliss)	—	—
7	47	Eric Brooks (Sr.) Murphysboro	—	—
8	79	Jon Rummels (Sr.) Rock Island (H.S.)	—	—

HEAT NO. 4

Lane	No.	Competitor, School	Place	Time
1	327	Terry Teague (Jr.) Schaumburg	—	—
2	644	Mike Wright (So.) North Chicago	—	—
3	695	Robert Davis (Sr.) Evanston (Twp.)	—	—
4	184	Jarvis Redmond (Jr.) Rockford (Auburn)	—	—
5	140	Steve Breathett (Sr.) Kankakee (Sr.)	—	—
6	594	Malcolm Davis (Fr.) Chicago (Mendel Catholic)	—	—
7	500	Carlton Jackson (Jr.) Peoria (Woodruff)	—	—
8	749	Robert White (So.) Chicago (Harlan)	—	—

HEAT NO. 5

Lane	No.	Competitor, School	Place	Time
1	774	Steve McGill (Jr.) Chicago (Lane)	—	—
2	481	Andre Kelly (Jr.) Peoria (H.S.)	—	—
3	400	Lou Johnson (Jr.) New Lenox (Providence)	—	—
4	894	Andre Love (Jr.) Westchester (St. Joseph)	—	—
5	238	Juan Brooks (Sr.) East St. Louis (Lincoln)	—	—
6	591	Curtis Hagans (Jr.) Chicago (Mendel Catholic)	—	—
7	195	Ray Greer (Sr.) Rockford (East)	—	—
8	116	Ken Welch (Sr.) Chicago Hts. (Bloom Trail)	—	—

HEAT NO. 6

Lane	No.	Competitor, School	Place	Time
1	334	Jim Griffin (So.) Wheeling	—	—
2	4	Conrad Givers (Jr.) Centralia	—	—
3	866	Victor DuBois (Sr.) Maywood (Proviso East)	—	—
4	371	Charles Hogue (Sr.) Joliet (West)	—	—
5	81	Thomas Adams (Sr.) Rock Island (H.S.)	—	—
6	797	Ulysses Dantzler (Sr.) Chicago (Robeson)	—	—
7	645	Sean Collins (Jr.) North Chicago	—	—
8			—	—

Boys Class A Competitors By Heat

(Boys Class A Competitors Wear Numbers on Green.)

(Note: Top 12 times qualify for Finals.)



800-METER RUN

How To Score The Finals

Final Place	1st	2nd	3rd	4th	5th	6th	7th	8th
Team Points	10	8	6	5	4	3	2	1

Event Data

	Class A	Class AA
Total Qualifiers	34	47
Total Regular Qualifiers	32	32
Total Extra Qualifiers	2	15
No. of Heats	2	4

Records

800-Meter Run

- PREP**—1:47.31 by Pete Richardson, Berkeley, CA, 1981
IHSA MT—1:48.9 by Dave Ayoub, Peoria (H.S.), 1977 (Finals)
IHSA FAT—1:52.51 by Mike Elliott, Belvidere, 1982 (Finals)
Class A MT—1:53.3 by Ron Ackerman, Maple Park (Kaneland), 1975
Class A FAT—1:54.26 by Curt Stiner, Moweaqua, 1982 (Finals)
Class AA MT—1:48.9 by Dave Ayoub, Peoria (H.S.), 1977 (Finals)
Class AA FAT—1:52.51 by Mike Elliott, Belvidere, 1982 (Finals)

Class A Sectional Bests

- 1:55.5 Joe Miller (Sr.) Lena (L.-Winslow)
 1:56.8 Jim Maton (Sr.) Shelbyville
 1:57.4 Jerry Funk (Jr.) Forreston
 1:57.8 Dave Crull (Sr.) Winnebago
 1:57.9 Scott Katzenburger (Jr.) Prophetstown
 1:58.0 Brett Garrett (Sr.) Sparta
 1:58.1 Adam Suarez (Jr.) Spring Valley (Hall)
 1:58.2 Adam Petty (Sr.) Pittsfield
 1:58.5 Aaron Lawson (Sr.) Monmouth (H.S.)
 1:58.7 Don Schafer (Sr.) Melrose Park (Walther Lutheran)
 1:58.7 Scott Rudolf (Jr.) Mt. Morris

Class AA Sectional Bests

- 1:51.8 Leodis Fields (Sr.) East St. Louis (Lincoln)
 1:51.9 Lloyd Robertson (Sr.) East St. Louis (Sr.)
 1:53.4 Mike Viechiollo (Sr.) Riverside (R.-Brookfield)
 1:53.5 Tony Bouquett (Jr.) Chicago (Lincoln Park)
 1:54.8 Bob Cull (Sr.) Lombard (Montini)
 1:55.2 Scott Nelson (Sr.) Rockford (Guilford)
 1:55.3 Ken Skimel (Sr.) Palatine (H.S.)
 1:55.3 Al Willis (Jr.) Chicago (Tilden)
 1:55.4 Dwight Wilmington (Sr.) Centralia
 1:55.4 Sean Corrigan (Jr.) Hoffman Estates (Conant)

HEAT NO. 1

Alley No.	Competitor, School	Place	Time
1-1 564	Joe Miller (Sr.) Lena (L.-Winslow)	_____	_____
1-2 396	Aaron Lawson (Sr.) Monmouth (H.S.)	_____	_____
1-3 38	Sean Pollard (Fr.) Washburn (Lowpoint-W.)	_____	_____
1-4 344	Tim Hamann (So.) Manteno	_____	_____
2-1 206	Jerry Funk (Jr.) Forreston	_____	_____
2-2 493	Don Schafer (Sr.) Melrose Park (Walther Lutheran)	_____	_____
2-3 300	Scott Phelps (Sr.) Eldorado	_____	_____
2-4 88	David Wieneke (Sr.) Mahomet (M.-Seymour)	_____	_____
3-1 567	Scott Katzenburger (Jr.) Prophetstown	_____	_____
3-2 3	John McConnell (Jr.) Delavan	_____	_____
3-3 260	Mike Bennington (Sr.) Forrest (F.-Strawn-Wing)	_____	_____
3-4 302	Len Bradley (Sr.) Eldorado	_____	_____
4-1 144	Adam Suarez (Jr.) Spring Valley (Hall)	_____	_____
4-2 672	Mike White (Jr.) Winchester	_____	_____
4-3 623	Chuck Blackstone (Sr.) Red Bud	_____	_____
4-4 369	Troy Schielein (Jr.) Dunlap	_____	_____
4-5 75	Zack Ettelbrick (Jr.) Toledo (Cumberland)	_____	_____

HEAT NO. 2

Alley No.	Competitor, School	Place	Time
1-1 442	Jim Maton (Sr.) Shelbyville	_____	_____
1-2 219	Scott Rudolf (Jr.) Mt. Morris	_____	_____
1-3 270	Don Williams (So.) St. Anne	_____	_____
1-4 59	Scott Schutte (Sr.) Neoga	_____	_____
2-1 241	Dave Crull (Sr.) Winnebago	_____	_____
2-2 558	Greg Loehr (Sr.) Fulton	_____	_____
2-3 479	Tim Whiting (Jr.) Geneva	_____	_____
2-4 162	Steve Steele (Jr.) Alexis	_____	_____
3-1 630	Brett Garrett (Sr.) Sparta	_____	_____
3-2 406	Dan Devlin (Jr.) Ashland	_____	_____
3-3 540	Dan Baker (Jr.) Rushville	_____	_____
3-4 98	Rob Tarter (Jr.) Monticello	_____	_____
4-1 665	Adam Petty (Sr.) Pittsfield	_____	_____
4-2 157	Rick Heth (So.) Yorkville	_____	_____
4-3 172	Tim Long (So.) Joy (Westmer)	_____	_____
4-4 534	Chris Swan (So.) Liberty	_____	_____
4-5 339	Roger Ellens (Jr.) Lansing (Illini Christian)	_____	_____



Boys Class AA Competitors By Heat

(Boys Class AA Competitors Wear Numbers on Red.)

(Note: Top 12 times qualify for Finals.)

HEAT NO. 1

Alley No.	Competitor, School	Place	Time
1-1 241	Leodis Fields (Sr.), East St. Louis (Lincoln)	_____	_____
1-2 174	Tim Purifoy (Jr.), Loves Park (Harlem)	_____	_____
1-3 428	Bill Cadagin (Sr.), Lombard (Glenbard East)	_____	_____
2-1 432	Bob Cull (Sr.), Lombard (Montini)	_____	_____
2-2 90	Fred Canas (Sr.), Sterling (H.S.)	_____	_____
2-3 893	Ed Flack (Jr.), Summit (Argo)	_____	_____
3-1 289	Sean Corrigan (Jr.), Hoffman Estates (Conant)	_____	_____
3-2 468	Brian Swords (Jr.), Metamora	_____	_____
3-3 589	Dan Cole (Jr.), Chicago (Marist)	_____	_____
4-1 190	Brian Butler (Sr.), Rockford (East)	_____	_____
4-2 632	William Thomas (Jr.), Highland Park	_____	_____
4-3 149	Scott Woods (Sr.), Midlothian (Bremen)	_____	_____

HEAT NO. 2

Alley No.	Competitor, School	Place	Time
1-1 256	Lloyd Robertson (Sr.), East St. Louis (Sr.)	_____	_____
1-2 483	Kevin Rice (Sr.), Peoria (H.S.)	_____	_____
1-3 834	Paul Taira (Jr.), Elmhurst (York)	_____	_____
2-1 206	Scott Nelson (Sr.), Rockford (Guilford)	_____	_____
2-2 283	Mike Buhrow (Jr.), Carpentersville (Dundee-Crown)	_____	_____
2-3 98	Tim Lewis (Sr.), Streator (Twp.)	_____	_____
3-1 8	Dwight Wilmington (Sr.), Centralia	_____	_____
3-2 77	Jose Salazar (So.), Rock Island (H.S.)	_____	_____
3-3 618	Al Oaks (Jr.), Lansing (T.F. South)	_____	_____
4-1 649	Mike Ritter (Jr.), Prairie View (Stevenson)	_____	_____
4-2 474	Dave Hill (Sr.), Pekin	_____	_____
4-3 750	Derrick Miller (Sr.), Chicago (Harlan)	_____	_____

HEAT NO. 3

Alley No.	Competitor, School	Place	Time
1-1 887	Mike Viechiollo (Sr.), Riverside (R.-Brookfield)	_____	_____
1-2 346	John Gillett (Sr.), Aurora (Waubonsie Valley)	_____	_____
1-3 471	Rich Kinser (Sr.), Pekin	_____	_____
2-1 805	Al Willis (Jr.), Chicago (Tilden)	_____	_____
2-2 305	Rich Lanasa (Jr.), Mt. Prospect (Prospect)	_____	_____
2-3 706	Scott Kingston (Jr.), Park Ridge (Maine South)	_____	_____
3-1 266	Tim Flamer (Jr.), Edwardsville (Sr.)	_____	_____
3-2 89	Bruce Nie (Jr.), Sterling (H.S.)	_____	_____
3-3 534	Bryan Cox (Sr.), Champaign (Centennial)	_____	_____
4-1 315	Kevin Dahm (Sr.), Palatine (H.S.)	_____	_____
4-2 153	Edward Sterling (Sr.), Oak Forest	_____	_____
4-3 543	Miles Littlepaige (Sr.), Danville (H.S.)	_____	_____

HEAT NO. 4

Alley No.	Competitor, School	Place	Time
1-1 784	Tony Bouquett (Jr.), Chicago (Lincoln Park)	_____	_____
1-2 56	Tom Quinn (Jr.), East Moline (United)	_____	_____
1-3 383	Dom Casey (Sr.), Naperville (Central)	_____	_____
2-1 314	Ken Skimel (Sr.), Palatine (H.S.)	_____	_____
2-2 26	Jim Childers (Jr.), Marion	_____	_____
2-3 709	Larry Maigler (Sr.), Park Ridge (Maine South)	_____	_____
3-1 523	Ponce Johnson (Sr.), Springfield (Southeast)	_____	_____
3-2 242	Oliver Jackson (Sr.), East St. Louis (Lincoln)	_____	_____
3-3 722	Thomas Thompson (Sr.), Chicago (Calumet)	_____	_____
4-1 411	Mike Szott (Sr.), Bensenville (Fenton)	_____	_____
4-2 870	David Bryant (Jr.), Maywood (Proviso East)	_____	_____



NATIONAL COACHES DAY IS OCT. 19

Boys Class A Competitors By Heat

(Boys Class A Competitors Wear Numbers on Green.)

(Note: Top 8 times qualify for Finals.)



800-METER RELAY

How To Score The Finals

Final Place	1st	2nd	3rd	4th	5th	6th	7th	8th
Team Points	10	8	6	5	4	3	2	1

Event Data

	Class A	Class AA
Total Qualifiers	35	46
Total Regular Qualifiers	32	32
Total Extra Qualifiers	3	14
No. of Heats	5	6

Records

800-Meter Relay

PREP—1:24 by Lake Charles (H.S.), LA (Efrem Davis, Clarency Gray, Jr., Ronald Hayes, Orlando McDaniel), 1978

IHSA MT—1:25.7 by East St. Louis (Sr.) (Stanley Braggs, Lamar Pickett, Richard Townsend, Marvin Edmonds), 1975

IHSA FAT—1:27.06 by Danville (H.S.) (George Juvinal, Terry Moore, Robert Williams, Van Cowden), 1983 (Finals)

Class A MT—1:29.8 by Melrose Park (Walther Lutheran) (Frank Moss, Don Samuel, Brian Hannemann, Pat Powe), 1980 (Finals)

Class A FAT—1:29.31 by St. Anne (Dewayne Bolton, Richard Miller, Kenny Smith, Johnny Dunlap), 1983 (Finals)

Class AA MT—1:25.7 by East St. Louis (Sr.) (Stanley Braggs, Lamar Pickett, Richard Townsend, Marvin Edmonds), 1975

Class AA FAT—1:27.06 by Danville (H.S.) (George Juvinal, Terry Moore, Robert Williams, Van Cowden), 1983 (Finals)

Class A Sectional Bests

1:28.7	Cairo
1:30.6	Melrose Park (Walther Lutheran)
1:30.9	Knoxville
1:30.9	Farmington (F. East)
1:31.3	Carlinville
1:31.5	Elgin (St. Edward)
1:31.8	Sparta
1:31.9	Mendota
1:31.9	Chicago (Luther South)
1:32.1	Savanna
1:32.1	Mounds (Meridian)

Class AA Sectional Bests

1:26.6	East St. Louis (Sr.)
1:27.1	Rock Island (H.S.)
1:28.2	Rockford (Guilford)
1:28.2	Rockford (Auburn)
1:28.3	Joliet (West)
1:28.4	Springfield (Lanphier)
1:28.5	Edwardsville (Sr.)
1:28.6	Maywood (Proviso East)
1:28.6	Joliet (Central)
1:28.6	Peoria (Manual)
1:28.6	East St. Louis (Lincoln)

HEAT NO. 1

Lane	School	Place	Time
1	Monticello	_____	_____
2	Carterville	_____	_____
3	Seneca	_____	_____
4	Cairo	_____	_____
5	Elgin (St. Edward)	_____	_____
6	Savanna	_____	_____
7	Jacksonville (ISD)	_____	_____
8		_____	_____

HEAT NO. 2

Lane	School	Place	Time
1	Washburn (Lowpoint-W.)	_____	_____
2	Winnebago	_____	_____
3	Chicago (Providence-St. Mel)	_____	_____
4	Sparta	_____	_____
5	Melrose Park (Walther Lutheran)	_____	_____
6	Taylor Ridge (Rockridge)	_____	_____
7	Gibson City	_____	_____
8		_____	_____

HEAT NO. 3

Lane	School	Place	Time
1	Clay City	_____	_____
2	Hamilton	_____	_____
3	St. Anne	_____	_____
4	Knoxville	_____	_____
5	Mendota	_____	_____
6	Tiskilwa	_____	_____
7	Robinson	_____	_____
8		_____	_____

HEAT NO. 4

Lane	School	Place	Time
1	Herscher	_____	_____
2	Williamsville	_____	_____
3	Tampico	_____	_____
4	Chicago (Luther South)	_____	_____
5	Farmington (F. East)	_____	_____
6	Oregon	_____	_____
7	Fithian (Oakwood)	_____	_____
8		_____	_____

HEAT NO. 5

Lane	School	Place	Time
1	Beardstown	_____	_____
2	LeRoy	_____	_____
3	Moweaqua	_____	_____
4	Carlinville	_____	_____
5	Mounds (Meridian)	_____	_____
6	Metropolis (Massac. Co.)	_____	_____
7	Pontiac	_____	_____
8		_____	_____



Boys Class AA Competitors By Heat

(Boys Class AA Competitors Wear Numbers on Red.)
 (Note: Top 8 times qualify for Finals.)

HEAT NO. 1

Lane	School	Place	Time
1	Chicago Hts. (Bloom)	_____	_____
2	Elmhurst (York)	_____	_____
3	Chicago (Collins)	_____	_____
4	Joliet (Central)	_____	_____
5	East St. Louis (Sr.)	_____	_____
6	Zion (Z.-Benton)	_____	_____
7	Murphysboro	_____	_____
8	Palatine (Fremd)	_____	_____

HEAT NO. 2

Lane	School	Place	Time
1	Centralia	_____	_____
2	Peoria (H.S.)	_____	_____
3	Chicago Hts. (Bloom Trail)	_____	_____
4	Rock Island (H.S.)	_____	_____
5	Edwardsville (Sr.)	_____	_____
6	Chicago (Kenwood)	_____	_____
7	Rockford (East)	_____	_____
8	Decatur (MacArthur)	_____	_____

HEAT NO. 3

Lane	School	Place	Time
1	Crete (C.-Monee)	_____	_____
2	New Lenox (Providence)	_____	_____
3	Danville (H.S.)	_____	_____
4	Rockford (Auburn)	_____	_____
5	Maywood (Proviso East)	_____	_____
6	Chicago (Leo)	_____	_____
7	Chicago (Dunbar)	_____	_____
8	Chicago (St. Ignatius)	_____	_____

HEAT NO. 4

Lane	School	Place	Time
1	Rolling Meadows (H.S.)	_____	_____
2	Aurora (West)	_____	_____
3	Wheaton (North)	_____	_____
4	Rockford (Guilford)	_____	_____
5	East St. Louis (Lincoln)	_____	_____
6	North Chicago	_____	_____
7	Chicago (Phillips)	_____	_____
8	Peoria (Woodruff)	_____	_____

HEAT NO. 5

Lane	School	Place	Time
1	Riverside (R.-Brookfield)	_____	_____
2	Glen Ellyn (Glenbard West)	_____	_____
3	Sterling (H.S.)	_____	_____
4	Peoria (Manual)	_____	_____
5	Joliet (West)	_____	_____
6	Chicago (Tilden)	_____	_____
7	Alton (Sr.)	_____	_____
8		_____	_____

HEAT NO. 6

Lane	School	Place	Time
1	Hillside (Proviso West)	_____	_____
2	Chicago (Marist)	_____	_____
3	Chicago (Englewood)	_____	_____
4	Springfield (Lanphier)	_____	_____
5	Chicago (Mendel Catholic)	_____	_____
6	Chicago (Fenger)	_____	_____
7	Evanston (Twp.)	_____	_____
8		_____	_____

Charting the 1983-84 Class A Sectionals

Site	No. Schools Assigned	No. Schools Advancing to State Final	Total Advancing Competitors
Coal City	20	12	43
Erie	18	13	41
Eureka	24	17	39
Lisle (Sr.)	27	14	56
McLeansboro	20	12	36
Monmouth (H.S.)	17	13	42
Monticello	27	11	45
Oregon	25	14	47
Pittsfield	21	10	40
Plano	18	10	39
Red Bud	22	14	49
Robinson	21	12	38
Rochester	24	15	41
Rushville	17	12	42
Sherrard	22	15	39
Watseka	25	13	37
TOTALS	348	207	674

Charting The 1983-84 Class AA Sectionals

Site	No. Schools Assigned	No. Schools Advancing to State Final	Total Advancing Competitors
Belleville (East)	17	9	56
Bloomington (H.S.)	14	13	46
Chicago Hts. (Bloom)	18	11	61
Elmhurst (York)	17	14	76
Hoffman Estates (Conant)	18	15	61
Mt. Vernon	13	9	50
Naperville (Central)	21	15	70
North Chicago	18	13	42
Oak Lawn (Richards)	19	14	55
Rockford (West)	18	12	59
Springfield (Lanphier)	21	16	63
Sterling (H.S.)	15	11	49
Wheaton (North)	17	14	57
Wilmette (Loyola)	15	11	49
Chicago Public League	64	22	100
TOTALS	305	199	894
STATEWIDE OVERALL	653	406	1,568

Boys Class A Competitors By Heat

(Boys Class A Competitors Wear Numbers on Green.)

(Note: Top 8 times qualify for Finals.)



How To Score The Finals
Final Place 1st 2nd 3rd 4th 5th 6th 7th 8th
Team Points 10 8 6 5 4 3 2 1

Event Data

	Class A	Class AA
Total Qualifiers	33	48
Total Regular Qualifiers	32	32
Total Extra Qualifiers	1	16
No. of Heats	5	6

Records

400-Meter Dash

PREP—:45.5 by Anthony Ketchum, Needville (H.S.), TX, 1981
 IHSA MT—:47.1 by Michael Wade, North Chicago, 1980 (Finals)
 IHSA FAT—:47.34 Sherman Arnold, Chicago (Fenger), 1983 (Finals)
 Class A MT—:47.2 by Mark Claypool, Maple Park (Kaneland), 1977 (Finals)
 Class A FAT—:48.82 by Troy Piper, Durand, 1982 (Finals)
 Class AA MT—:47.1 by Michael Wade, North Chicago, 1980 (Finals)
 Class AA FAT—:47.34 by Sherman Arnold, Chicago (Fenger), 1983 (Finals)

Class A Sectional Bests

:49.3 Chris Shoaff (Sr.) Johnston City
 :49.4 Kevin Jakopin (Sr.) Peoria (Bergan)
 :50.2 Brian Stauffenberg (Sr.) Manteno
 :50.3 Steve Nicoletti (Sr.) Coal City
 :50.4 Jim Rowley (Sr.) Monmouth (Yorkwood)
 :50.4 Steve Repp (Sr.) Avon
 :50.6 Ron Neimeyer (Sr.) Aurora (Central Catholic)
 :50.9 Will Miller (Sr.) Oregon
 :50.9 James Kimball (Jr.) Chicago (University)
 :51.0 Dan Gorski (Sr.) Robinson

Class AA Sectional Bests

:47.6 Harlan South (Jr.) Midlothian (Bremen)
 :47.7 Steve Breathett (Sr.) Kankakee (Sr.)
 :47.7 Sean Banks (Sr.) Flossmoor (Homewood-F.)
 :48.1 Scott Shorney (Sr.) Wheaton (Central)
 :48.2 Scott Wofford (Jr.) Springfield (Southeast)
 :48.4 Tim Simon (Sr.) Maywood (Proviso East)
 :48.4 Trenton Harper (Jr.) Peoria (Woodruff)
 :48.6 Kevin Steele (Sr.) Hoffman Estates (H.S.)
 :48.8 Kenny Page (Jr.) Aurora (West)
 :48.8 Mike Burriss (Jr.) Romeoville

HEAT NO. 1

Lane	No.	Competitor, School	Place	Time
1	306	Jimmy O'Donley (Sr.) Grayville	_____	_____
2	86	Bryan Perrero (So.) Mahomet (M.-Seymour)	_____	_____
3	657	Mark Hunt (Jr.) Litchfield	_____	_____
4	366	Steve Repp (Sr.) Avon	_____	_____
5	310	Chris Shoaff (Sr.) Johnston City	_____	_____
6	434	Paul Rodgers (So.) Rochester	_____	_____
7	538	Kevin Hendricks (Sr.) Rushville	_____	_____
8			_____	_____

HEAT NO. 2

Lane	No.	Competitor, School	Place	Time
1	540	Dan Baker (Jr.) Rushville	_____	_____
2	164	Curt Johnson (Sr.) Atkinson	_____	_____
3	259	Todd Hobbs (Sr.) Fisher	_____	_____
4	402	Kevin Jakopin (Sr.) Peoria (Bergan)	_____	_____
5	448	Ron Neimeyer (Sr.) Aurora (Central Catholic)	_____	_____
6	577	LeRoy Young (Jr.) Savanna	_____	_____
7	9	Mark Seiver (Jr.) El Paso	_____	_____
8			_____	_____

HEAT NO. 3

Lane	No.	Competitor, School	Place	Time
1	60	Scott Johnson (Sr.) Newton	_____	_____
2	28	David Little (Jr.) Normal (University)	_____	_____
3	84	Chris Perry (Sr.) Mahomet (M.-Seymour)	_____	_____
4	345	Brian Stauffenberg (Sr.) Manteno	_____	_____
5	228	Will Miller (Sr.) Oregon	_____	_____
6	627	Steve Asbury (Sr.) Sparta	_____	_____
7	139	Ryan Stachowiak (Sr.) Spring Valley (Hall)	_____	_____
8			_____	_____

HEAT NO. 4

Lane	No.	Competitor, School	Place	Time
1			_____	_____
2	564	Joe Miller (Sr.) Lena (L.-Winslow)	_____	_____
3	651	Rich Roper (Jr.) Girard	_____	_____
4	465	James Kimball (Jr.) Chicago (University)	_____	_____
5	323	Steve Nicoletti (Sr.) Coal City	_____	_____
6	435	James Duban (So.) Rochester	_____	_____
7	622	Mike Caplinger (Jr.) Nashville	_____	_____
8			_____	_____

HEAT NO. 5

Lane No.	Competitor, School	Place	Time	Lane No.	Competitor, School	Place	Time
1		_____	_____	5	70 Dan Gorski (Sr.) Robinson	_____	_____
2	254 Brent Corbin (Jr.) Clifton (Central)	_____	_____	6	193 Mark Jones (Jr.) Tiskilwa	_____	_____
3	232 Jeff Hartle (Sr.) Polo	_____	_____	7	123 Shane Carr (Jr.) Henry (H.-Senachwine)	_____	_____
4	400 Jim Rowley (Sr.) Monmouth (Yorkwood)	_____	_____	8		_____	_____



Boys Class AA Competitors By Heat

(Boys Class AA Competitors Wear Numbers on Red.)
(Note: Top 8 times qualify for Finals.)

HEAT NO. 1

Lane No.	Competitor, School	Place	Time
1	851 Reggie Brown (Jr.) Hillside (Proviso West)	_____	_____
2	175 Jeff Schoonmaker (Sr.) Loves Park (Harlem)	_____	_____
3	244 Delane Olden (Sr.) East St. Louis (Lincoln)	_____	_____
4	148 Harlan South (Jr.) Midlothian (Bremen)	_____	_____
5	501 Trenton Harper (Jr.) Peoria (Woodruff)	_____	_____
6	63 Chris Norman (Jr.) Moline	_____	_____
7	803 John Lobatko (Jr.) Chicago (Taft)	_____	_____
8	799 Glen Lawrence (Sr.) Chicago (Simeon)	_____	_____

HEAT NO. 2

Lane No.	Competitor, School	Place	Time
1	384 Mike Carter (So.) Naperville (Central)	_____	_____
2	450 Eric Filkin (Jr.) Wheaton (Central)	_____	_____
3	208 Bryant Chandler (Sr.) Rockford (Guilford)	_____	_____
4	140 Steve Brethett (Sr.) Kankakee (Sr.)	_____	_____
5	300 Kevin Steele (Sr.) Hoffman Estates (H.S.)	_____	_____
6	568 Randy Hoggard (Sr.) Urbana (H.S.)	_____	_____
7	245 Cedric Washington (Jr.) East St. Louis (Lincoln)	_____	_____
8	628 Bryan Becker (Sr.) Antioch	_____	_____

HEAT NO. 3

Lane No.	Competitor, School	Place	Time
1	698 Eric Pegues (Jr.) Evanston (Twp.)	_____	_____
2	467 Jon Singer (Sr.) Macomb	_____	_____
3	536 Bryan Coe (Jr.) Danville (H.S.)	_____	_____
4	136 Sean Banks (Sr.) Flossmoor (Homewood-F.)	_____	_____
5	350 Kenny Page (Jr.) Aurora (West)	_____	_____
6	603 Heraldo Morrison (Sr.) Chicago (Quigley South)	_____	_____
7	274 Tony Hagan (Jr.) Jerseyville (Jersey)	_____	_____
8	535 Brax Miller (Jr.) Champaign (Central)	_____	_____

HEAT NO. 4

Lane No.	Competitor, School	Place	Time
1	141 Eric Gray (Sr.) Kankakee (Sr.)	_____	_____
2	544 Gerald Hampton (Sr.) Danville (H.S.)	_____	_____
3	614 Randy Jones (Jr.) Harvey (Thornton)	_____	_____
4	451 Scott Shorney (Sr.) Wheaton (Central)	_____	_____
5	405 Mike Burris (Jr.) Romeoville	_____	_____
6	479 Frank Stacy (Jr.) Peoria (H.S.)	_____	_____
7	339 Craig Hudson (Jr.) Aurora (East)	_____	_____
8	723 Wendell Hardaway (Sr.) Chicago (Calumet)	_____	_____

HEAT NO. 5

Lane No.	Competitor, School	Place	Time
1	11 Jeff Petersen (Jr.) Charleston	_____	_____
2	198 Paul Borden (Sr.) Rockford (East)	_____	_____
3	284 George Scott (Sr.) Carpentersville (Dundee-Crown)	_____	_____
4	521 Scott Wofford (Jr.) Springfield (Southeast)	_____	_____
5	60 Jim Hess (Sr.) Moline	_____	_____
6	880 Floyd Stanley (Sr.) Oak Park (O.P.-River Forest)	_____	_____
7	554 Brian Neal (So.) Decatur (Stephen Decatur)	_____	_____
8	2 Mike Altekruze (Sr.) Carbondale	_____	_____

HEAT NO. 6

Lane No.	Competitor, School	Place	Time
1	685 Damone Richardson (Sr.) Chicago (Weber)	_____	_____
2	816 Derrick Baker (So.) Chicago (Young)	_____	_____
3	505 Rici Brack (Jr.) Peoria (Woodruff)	_____	_____
4	176 Tim Trosper (Sr.) Rochelle	_____	_____
5	871 Tim Simon (Sr.) Maywood (Proviso East)	_____	_____
6	270 Shawn Turner (Sr.) Edwardsville (Sr.)	_____	_____
7	416 Kevin Rohlwing (Jr.) Elgin (Larkin)	_____	_____
8	652 Steve Koppel (Sr.) Prairie View (Stevenson)	_____	_____



300-METER LOW HURDLES

How To Score The Finals
Final Place 1st 2nd 3rd 4th 5th 6th 7th 8th
Team Points 10 8 6 5 4 3 2 1

Event Data

	Class A	Class AA
Total Qualifiers	32	37
Total Regular Qualifiers	32	32
Total Extra Qualifiers	0	5
No. of Heats	4	5

Records

300-Meter Low Hurdles

PREP—:35.9 by William Blessing, Dallas (Hillcrest), TX, 1974
IHSA MT—:36.0 by Greg Foster, Maywood (Proviso East), 1975 (Finals)
IHSA FAT—:36.75 by John Register, Oak Park-River Forest, 1983 (Finals)
Class A MT—:37.4 by Scot Adamson, Moweaqua, 1983 (Prelims)
Class A FAT—:37.42 by Scot Adamson, Moweaqua, 1983 (Finals)
Class AA MT—:36.0 by Greg Foster, Maywood (Proviso East), 1975 (Finals)
Class AA FAT—:36.75 by John Register, Oak Park-River Forest, 1983 (Finals)

Class A Sectional Bests

:38.7 Brett Garrett (Sr.) Sparta
 :38.7 George Leonard (Sr.) Madison
 :38.8 Chris Walter (Jr.) Rochester
 :38.9 Doug Ely (Sr.) Amboy
 :38.9 Phil Steinmetz (Jr.) Christopher
 :39.0 Scott Konneck (Sr.) Tampico
 :39.1 Tim Dixon (Sr.) Carlinville
 :39.3 Todd Gardner (Sr.) Pontiac
 :39.5 Jeff Barrett (Sr.) Mendota
 :39.8 Paul Beegle (So.) Stillman Valley
 :39.8 Tim Feldman (Sr.) Watseka
 :39.8 Rick Kendall (Jr.) Geneva
 :39.8 Bryan Mifflin (So.) DuQuoin

Class AA Sectional Bests

:36.7 Pat McGhee (Sr.) Aurora (East)
 :37.2 Don Reed (Sr.) Flossmoor (Homewood-F.)
 :37.3 Frank Griffin (Sr.) Oak Forest
 :37.6 Rod McMullen (Sr.) Edwardsville (Sr.)
 :37.7 Conrad Lee (Sr.) Decatur (MacArthur)
 :37.7 Chris Chatman (Sr.) Chicago (Corliss)
 :37.8 Clancy Nunn (Sr.) Rock Island (H.S.)
 :37.9 Brad Starks (Sr.) Hoffman Estates (H.S.)
 :37.9 Bernard Brooks (Sr.) Springfield (Southeast)
 :37.9 Rufus Taylor (Jr.) Chicago Hts. (Bloom Trail)

Boys Class A Competitors By Heat

(Boys Class A Competitors Wear Numbers on Green.)
 (Note: Top 8 times qualify for Finals.)

HEAT NO. 1

Lane	No.	Competitor, School	Place	Time
1	671	Sam Cunningham (Jr.) Pittsfield	_____	_____
2	13	Brent Staley (Sr.) Eureka	_____	_____
3	125	Jeff Barrett (Sr.) Mendota	_____	_____
4	290	Phil Steinmetz (Jr.) Christopher	_____	_____
5	630	Brett Garrett (Sr.) Sparta	_____	_____
6	480	Rick Kendall (Jr.) Geneva	_____	_____
7	165	Matt Code (Sr.) Bradford	_____	_____
8	96	Thad Trimble (Jr.) Monticello	_____	_____

HEAT NO. 2

Lane	No.	Competitor, School	Place	Time
1	61	Cary Jackson (So.) Newton	_____	_____
2	364	Dana Epperson (Sr.) Abingdon	_____	_____
3	410	Bob Stowell (Jr.) Auburn	_____	_____
4	615	George Leonard (Sr.) Madison	_____	_____
5	582	Scott Konneck (Sr.) Tampico	_____	_____
6	295	Bryan Mifflin (So.) DuQuoin	_____	_____
7	495	Greg Gatewood (Sr.) Melrose Park (Walther Lutheran)	_____	_____
8	103	Brian Benso (So.) St. Joseph (S.J.-Ogden)	_____	_____

HEAT NO. 3

Lane	No.	Competitor, School	Place	Time
1	248	Robert Rice (Sr.) Bismarck (B.-Henning)	_____	_____
2	194	B. J. O'Neill (Jr.) Tiskilwa	_____	_____
3	239	Paul Beegle (So.) Stillman Valley	_____	_____
4	640	Tim Dixon (Sr.) Carlinville	_____	_____
5	436	Chris Walter (Jr.) Rochester	_____	_____
6	153	Mark Peugh (Sr.) Varna (Mid-County)	_____	_____
7	77	Mike Giesler (Jr.) Windsor	_____	_____
8	544	Tony Foley (Sr.) Warsaw	_____	_____

HEAT NO. 4

Lane No.	Competitor, School	Place	Time	Lane No.	Competitor, School	Place	Time
1	539 Milt Briney (Sr.) Rushville	_____	_____	5	355 Todd Gardner (Sr.) Pontiac	_____	_____
2	362 Jeff Schade (Jr.) Saunemin	_____	_____	6	280 Tim Feldman (Sr.) Watseka	_____	_____
3	209 Evan Buskohl (Sr.) Leaf River	_____	_____	7	403 Kurt Hasenstein (Sr.) Peoria Heights	_____	_____
4	545 Doug Ely (Sr.) Amboy	_____	_____	8	33 Tom Tozer (Sr.) Warrensburg (W.-Latham)	_____	_____



Boys Class AA Competitors By Heat

(Boys Class AA Competitors Wear Numbers on Red.)

(Note: Top 8 times qualify for Finals.)

HEAT NO. 1

Lane No.	Competitor, School	Place	Time
1	48 Ken Anderson (Sr.) Murphysboro	_____	_____
2	802 Harry Washington (Jr.) Chicago (Taft)	_____	_____
3	119 Robert Banks (Sr.) Chicago Hts. (Bloom Trail)	_____	_____
4	340 Pat McGhee (Sr.) Aurora (East)	_____	_____
5	548 Conrad Lee (Sr.) Decatur (MacArthur)	_____	_____
6	419 Bryan Eastman (Sr.) Glen Ellyn (Glenbard West)	_____	_____
7	393 Tom Ward (Sr.) Naperville (North)	_____	_____
8	165 Chuck Bragg (Jr.) DeKalb	_____	_____

HEAT NO. 2

Lane No.	Competitor, School	Place	Time
1	192 Mike Woodard (Sr.) Rockford (East)	_____	_____
2	775 Patrick Knox (Jr.) Chicago (Lane)	_____	_____
3	236 Antonio Baker (Sr.) East St. Louis (Lincoln)	_____	_____
4	135 Don Reed (Sr.) Flossmoor (Homewood-F.)	_____	_____
5	82 Clancy Nunn (Sr.) Rock Island (H.S.)	_____	_____
6	692 Rodrique Jean-Paul (Sr.) Evanston (Twp.)	_____	_____
7	23 Mike Clemons (So.) Harrisburg	_____	_____
8	841 Tom Tumbarello (Sr.) Elmhurst (York)	_____	_____

HEAT NO. 3

Lane No.	Competitor, School	Place	Time
1	83 Kermit McDuffie (Jr.) Rock Island (H.S.)	_____	_____
2	791 Robert Phillips (Sr.) Chicago (Phillips)	_____	_____
3	492 Terry Booker (Sr.) Peoria (Manual)	_____	_____
4	154 Frank Griffin (Sr.) Oak Forest	_____	_____
5	301 Brad Starks (Sr.) Hoffman Estates (H.S.)	_____	_____
6	267 Vernon Wilson (Sr.) Edwardsville (Sr.)	_____	_____
7	574 Chris Johnson (Jr.) Blue Island (Eisenhower)	_____	_____
8		_____	_____

HEAT NO. 4

Lane No.	Competitor, School	Place	Time
1	655 Greg Stan (So.) Round Lake	_____	_____
2	326 Jim Warton (Sr.) Schaumburg	_____	_____
3	827 Glenn Javier (Jr.) Darien (Hinsdale South)	_____	_____
4	265 Rod McMullen (Sr.) Edwardsville (Sr.)	_____	_____
5	524 Bernard Brooks (Sr.) Springfield (Southeast)	_____	_____
6	541 Kevin Hall (Jr.) Danville (H.S.)	_____	_____
7	595 Derrick Golden (Sr.) Chicago (Mendel Catholic)	_____	_____
8		_____	_____

HEAT NO. 5

Lane No.	Competitor, School	Place	Time	Lane No.	Competitor, School	Place	Time
1	423 Bryan McWherter (Sr.) Glen Ellyn (Glenbard West)	_____	_____	5	118 Rufus Taylor (Jr.) Chicago Hts. (Bloom Trail)	_____	_____
2	377 Ken Banks (Sr.) Lockport (Twp.)	_____	_____	6	777 Allen Wilhoite (Jr.) Chicago (Lane)	_____	_____
3	659 Randy Bradley (Sr.) Waukegan (East)	_____	_____	7	694 Lamont Frazier (Sr.) Evanston (Twp.)	_____	_____
4	730 Chris Chatman (Sr.) Chicago (Corliss)	_____	_____	8		_____	_____

Boys Class A Competitors By Heat

(Boys Class A Competitors Wear Numbers on Green.)

(Note: Top 12 times qualify for Finals.)



1600-METER RUN

How To Score The Finals

Final Place 1st 2nd 3rd 4th 5th 6th 7th 8th
Team Points 10 8 6 5 4 3 2 1

Event Data

	Class A	Class AA
Total Qualifiers	36	60
Total Regular Qualifiers	32	32
Total Extra Qualifiers	4	28
No. of Heats	2	4

Records

1600-Meter Run

PREP—3:58.3 by Jim Ryun, Wichita (East), KS, 1965
IHSA MT—4:07.1 by Andy Isla-Rubert, Hillside (Proviso West), 1970
IHSA FAT—4:11.45 by Brent McLain, Benton, 1983 (Finals)
Class A MT—4:16.72 by Greg Hill, Freeburg, 1981 (Finals)
Class A FAT—4:19.04 by John Jacobson, Cornell, 1983 (Finals)
Class AA MT—4:07.8 by Ron Wartgow, Belvidere, 1976
Class AA FAT—4:11.45 by Brent McLain, Benton, 1983 (Finals)

Class A Sectional Bests

4:24.9 Don Schafer (Sr.) Melrose Park (Walther Lutheran)
4:25.0 Brian Schwarting (Sr.) Spring Valley (Hall)
4:25.1 Peter Alguire (Sr.) Elmhurst (Timothy Christian)
4:27.3 Adam Suarez (Sr.) Spring Valley (Hall)
4:27.4 Steve Sawyer (Sr.) DuQuoin
4:27.8 John Stein (Sr.) Peoria (Bergan)
4:28.7 David Beauchem (Sr.) Byron
4:28.7 Peter Bojan (Sr.) Norridge (Ridgewood)
4:29.1 Troy Maddux (So.) Streator (Woodland)
4:29.4 Brett Creager (Sr.) Macon

Class AA Sectional Bests

4:15.1 Pat McDaniel (Sr.) Crystal Lake (Central)
4:16.8 Mark Deady (Sr.) Prairie View (Stevenson)
4:19.0 Tim Phillips (Sr.) Arlington Hts. (St. Viator)
4:19.0 Chris Linhart (Sr.) Rockford (East)
4:19.8 Steve Miller (Sr.) Elk Grove Village (E.G.)
4:20.3 Brian Reilly (Sr.) Oak Forest
4:20.7 Billy Tuck (Sr.) Peoria (Manual)
4:20.8 Tyno Carter (Sr.) Peoria (Richwoods)
4:20.9 Sean Corrigan (Sr.) Hoffman Estates (Conant)
4:21.1 Mark Oberle (Sr.) Morton

HEAT NO. 1

Alley No.	Competitor, School	Place	Time
1-1 493	Don Schafer (Sr.) Melrose Park (Walther Lutheran)	_____	_____
1-2 152	Troy Maddux (So.) Streator (Woodland)	_____	_____
1-3 407	Kurt Bounds (Sr.) Athens	_____	_____
1-4 296	Brian Conte (Sr.) DuQuoin	_____	_____
2-1 477	Peter Alguire (Sr.) Elmhurst (Timothy Christian)	_____	_____
2-2 130	Dan Bergland (Sr.) Mendota	_____	_____
2-3 89	Neil Mathis (Sr.) Mahomet (M.-Seymour)	_____	_____
2-4 30	John Waller (So.) San Jose	_____	_____
3-1 144	Adam Suarez (Sr.) Spring Valley (Hall)	_____	_____
3-2 201	Mark Shaulis (Sr.) Ashton	_____	_____
3-3 621	Kerry Blakemore (So.) Mounds (Meridian)	_____	_____
3-4 174	Kent Walker (Sr.) Oneida (ROVA)	_____	_____
3-5 521	David Martz (Sr.) Cuba	_____	_____
4-1 202	David Beauchem (Sr.) Byron	_____	_____
4-2 555	Scott Hargrave (Sr.) Erie	_____	_____
4-3 172	Tim Long (So.) Joy (Westmer)	_____	_____
4-4 321	Tony Fernatt (Fr.) Beecher	_____	_____
4-5 117	Herbert Schonken (Sr.) Urbana (University)	_____	_____

HEAT NO. 2

Alley No.	Competitor, School	Place	Time
1-1 143	Brian Schwarting (Sr.) Spring Valley (Hall)	_____	_____
1-2 420	Brett Creager (Sr.) Macon	_____	_____
1-3 648	Charles Helton (Sr.) Carrollton	_____	_____
1-4 2	Steve Boozell (Sr.) Bloomington (Central Catholic)	_____	_____
2-1 291	Steve Sawyer (Sr.) DuQuoin	_____	_____
2-2 246	Brian Crull (So.) Winnebago	_____	_____
2-3 322	Ron Speletich (Sr.) Beecher	_____	_____
2-4 551	Steve Hargrave (Sr.) Erie	_____	_____
3-1 401	John Stein (Sr.) Peoria (Bergan)	_____	_____
3-2 373	Stan Johnson (So.) Elmwood	_____	_____
3-3 74	Brian Oakley (Sr.) Toledo (Cumberland)	_____	_____
3-4 632	Scott Borchers (Sr.) Trenton (Wesclin)	_____	_____
3-5 541	Rob Garcia (Fr.) Rushville	_____	_____
4-1 496	Peter Bojan (Sr.) Norridge (Ridgewood)	_____	_____
4-2 665	Adam Petty (Sr.) Pittsfield	_____	_____
4-3 271	Mark Anthony (Sr.) St. Anne	_____	_____
4-4 279	John Williams (Sr.) Watseka	_____	_____
4-5 73	Wayne Bloemer (So.) Teutopolis	_____	_____



Boys Class AA Competitors By Heat

(Boys Class AA Competitors Wear Numbers on Red.)

(Note: Top 12 times qualify for Finals.)

HEAT NO. 1

Alley No.	Competitor, School	Place	Time
1-1	164 Pat McDaniel (Sr.) Crystal Lake (Central)	---	---
1-2	161 Rob Maculan (Sr.) Belvidere	---	---
1-3	512 Kurt Schleyhan (Sr.) Springfield (Lanphier)	---	---
2-1	286 Steve Miller (Jr.) Elk Grove Village (E.G.)	---	---
2-2	845 Mitch McCormick (So.) Franklin Park (Leyden)	---	---
2-3	142 Kevin Allen (Sr.) Kankakee (Sr.)	---	---
2-4	12 Scott Bradley (Sr.) Charleston	---	---
3-1	289 Sean Corrigan (Jr.) Hoffman Estates (Conant)	---	---
3-2	88 Brad Onken (Sr.) Sterling (H.S.)	---	---
3-3	863 John Kelly (Sr.) LaGrange (Lyons)	---	---
3-4	575 Chris O'Donnell (Sr.) Burbank (St. Laurence)	---	---
4-1	163 Jim Lane (Sr.) Crystal Lake (Central)	---	---
4-2	225 Jon Burnett (Jr.) Belleville (West)	---	---
4-3	465 Dave Racey (Jr.) Jacksonville (H.S.)	---	---
4-4	556 Brett Roby (Jr.) Mt. Zion	---	---

HEAT NO. 2

Alley No.	Competitor, School	Place	Time
I-1	651 Mark Deady (Jr.) Prairie View (Stevenson)	---	---
1-2	633 Scott Grimm (Sr.) Highland Park	---	---
1-3	246 Orsey Nunn (So.) East St. Louis (Lincoln)	---	---
2-1	151 Brian Reilly (Sr.) Oak Forest	---	---
2-2	177 Doug Anderson (Jr.) Rochelle	---	---
2-3	157 Michael Stewart (Jr.) Palos Hills (Stagg)	---	---
2-4	745 Jeffery Montgomery (Jr.) Chicago (Fenger)	---	---
3-1	470 Mark Oberle (Sr.) Morton	---	---
3-2	702 Chris Langlois (Sr.) Northbrook (Glenbrook North)	---	---
3-3	842 Dave Braun (So.) Elmhurst (York)	---	---
3-4	784 Tony Bouquett (Jr.) Chicago (Lincoln Park)	---	---
4-1	128 Rick Turner (Jr.) Crete (C.-Monee)	---	---
4-2	54 Jon Schaab (Sr.) Dixon	---	---
4-3	881 Mike Lotter (Sr.) Oak Park (O.P.-River Forest)	---	---
4-4	590 Mark Diamond (Sr.) Chicago (Marist)	---	---

HEAT NO. 3

Alley No.	Competitor, School	Place	Time
1-1	282 Tim Phillips (Sr.) Arlington Hts. (St. Viator)	---	---
1-2	475 Jack Park (Sr.) Pekin	---	---
1-3	277 Joe Horton (Sr.) Arlington Hts. (Forest View)	---	---
2-1	493 Billy Tuck (Sr.) Peoria (Manual)	---	---
2-2	328 Tim Barbour (Jr.) Schaumburg	---	---
2-3	72 Jay Stanley (Jr.) Rock Falls	---	---
2-4	783 Victor Cooper (Jr.) Chicago (Lincoln Park)	---	---
3-1	283 Mike Buhrow (Jr.) Carpentersville (Dundee-Crown)	---	---
3-2	677 Dwight Gilbert (Sr.) Chicago (St. Ignatius)	---	---
3-3	410 Steve Bachara (Sr.) Bensenville (Fenton)	---	---
3-4	34 Dale Righter (Sr.) Mattoon	---	---
4-1	688 Louis English (Sr.) Evanston (Twp.)	---	---
4-2	120 Joe Blackstone (So.) Chicago Hts. (Bloom Trail)	---	---
4-3	882 Tim Clancy (So.) Oak Park (O.P.-River Forest)	---	---
4-4	343 Bill Quirk (Sr.) Aurora (Marmion)	---	---

HEAT NO. 4

Alley No.	Competitor, School	Place	Time
1-1	191 Chris Linhart (Sr.) Rockford (East)	---	---
1-2	508 David Jones (Sr.) Springfield (H.S.)	---	---
1-3	689 Chris Totman (Sr.) Evanston (Twp.)	---	---
2-1	497 Tyno Carter (Sr.) Peoria (Richwoods)	---	---
2-2	506 Darrin Bishop (Sr.) Quincy (Sr.)	---	---
2-3	275 Tim Ryan (Sr.) O'Fallon	---	---
2-4	759 Gerald Thompson (Jr.) Chicago (Kenwood)	---	---
3-1	251 Charles Randle (Sr.) East St. Louis (Sr.)	---	---
3-2	849 Henry Delisle (Sr.) Hillside (Proviso West)	---	---
3-3	203 Bart Bodah (Jr.) Rockford (Guilford)	---	---
3-4	558 David Quinn (Sr.) Rantoul	---	---
4-1	299 Craig Steele (So.) Hoffman Estates (H.S.)	---	---
4-2	446 Joe Aikman (Sr.) Villa Park (Willowbrook)	---	---
4-3	510 Rich Miller (Sr.) Springfield (Lanphier)	---	---
4-4	378 John Juneman (Jr.) Lockport (Twp.)	---	---

Boys Class A Competitors By Heat

(Boys Class A Competitors Wear Numbers on Green.)

(Note: Top 4 places each heat qualify for Semifinals.)

(Note: Top 4 places each Semifinal heat qualify for Finals.)



200-METER DASH

How To Score The Finals

Final Place 1st 2nd 3rd 4th 5th 6th 7th 8th
Team Points 10 8 6 5 4 3 2 1

Event Data

	Class A	Class AA
Total Qualifiers	32	55
Total Regular Qualifiers	32	32
Total Extra Qualifiers	0	23
No. of Heats	4	7

Records

200-Meter Dash

PREP—:20.5 by Dwayne Evans, Phoenix (South Mountain), AZ, 1976

IHSA MT—:21.1 by Howard Jones, Evanston (Twp.), 1971

IHSA FAT—:21.56 by Albert Robinson, Chicago (Hales Franciscan), 1982 (Finals)

Class A MT—:21.9 by Steve Safranski, Granville (Putnam County), 1975 and 1976

Class A FAT—:22.28 by Joe Henderson, Chicago (Leo), 1983 (Finals)

Class AA MT—:21.6 by Wallace Spearmon, Blue Island (Eisenhower), 1981 (Finals); :21.6 by Elmo Portee, Chicago (Dunbar), 1981 (Semis); :21.6 by Jimmy McGriff, Chicago (Mendel), 1981 (Semis); :21.6 by Nate Sloan, Waukegan (East), 1980 (Finals); :21.6 by Tony Kranik, Des Plaines (Maine West), 1977 (Finals)

Class AA FAT—:21.56 by Albert Robinson, Chicago (Hales Franciscan), 1982 (Finals)

Class A Sectional Bests

:21.6	Rodney Harris (Sr.) Chicago (Providence-St. Mel)
:21.9	David Washington (Sr.) Melrose Park (Walther Lutheran)
:22.4	Al Williams (Jr.) Cairo
:22.5	Jeff Trancoso (Jr.) Sterling (Newman Central Catholic)
:22.6	Jon Gualandi (Jr.) Princeville
:22.6	Harold Landon (Jr.) Carlinville
:22.6	Dan Gorski (Sr.) Robinson
:22.8	Brian Radke (Jr.) Gridley
:22.8	Jim Gott (Jr.) Sullivan
:22.8	William Perkins (Sr.) Georgetown
:22.8	Joe Stewart (Sr.) Carlinville
:22.8	Eric Childs (Jr.) Cairo

Class AA Sectional Bests

:21.4	Jerome Carter (Sr.) East St. Louis (Sr.)
:21.4	Edmondo Moxey (Jr.) Danville (H.S.)
:21.5	Scott Shorney (Sr.) Wheaton (Central)
:21.6	Malcolm Davis (Fr.) Chicago (Mendel Catholic)
:21.7	Troy Heitmeyer (Sr.) Mt. Vernon
:21.7	Charles Hogue (Sr.) Joliet (West)
:21.7	Thomas Adams (Sr.) Rock Island (H.S.)
:21.7	Joe Laster (Sr.) Blue Island (Eisenhower)
:21.7	Harold Leonard (Jr.) Chicago (Mt. Carmel)
:21.8	Harlan South (Jr.) Midlothian (Bremen)
:21.8	Terry Teague (Jr.) Schaumburg
:21.8	Jim Griffin (So.) Wheeling
:21.8	Kenny Page (Jr.) Aurora (West)

		HEAT NO. 1			
Lane	No.	Competitor, School	Place	Time	
1	426	Todd Henderson (Sr.) Moweaqua	—	—	
2	580	Jace Michael (Sr.) Stockton	—	—	
3	316	Mike Ramsey (Sr.) Metropolis (Massac Co.)	—	—	
4	457	Rodney Harris (Sr.) Chicago (Providence-St. Mel)	—	—	
5	327	Brian Radke (Jr.) Gridley	—	—	
6	105	Jim Gott (Jr.) Sullivan	—	—	
7	127	Kevin McPheeters (Sr.) Mendota	—	—	
8	259	Todd Hobbs (Sr.) Fisher	—	—	

		HEAT NO. 2			
Lane	No.	Competitor, School	Place	Time	
1	31	Bill Williams (Jr.) Wapella	—	—	
2	264	Greg Knowles (Sr.) Gibson City	—	—	
3	642	Joe Stewart (Sr.) Carlinville	—	—	
4	70	Dan Gorski (Sr.) Robinson	—	—	
5	492	David Washington (Sr.) Melrose Park (Walther Lutheran)	—	—	
6	136	Brian Slemmons (Sr.) Seneca	—	—	
7	363	Jim Strong (Jr.) Wilmington	—	—	
8	163	Edward Ufheil (Sr.) Annawan	—	—	

		HEAT NO. 3			
Lane	No.	Competitor, School	Place	Time	
1	225	Tom Hendrickson (Sr.) Oregon	—	—	
2	53	Roy Estheimer (Jr.) Flora	—	—	
3	82	William Perkins (Sr.) Georgetown	—	—	
4	644	Harold Landon (Jr.) Carlinville	—	—	
5	597	Al Williams (Jr.) Cairo	—	—	
6	366	Steve Repp (Jr.) Avon	—	—	
7	527	Jeff Hammel (Jr.) Hamilton	—	—	
8	431	Scott Yoggerest (Jr.) Riverton	—	—	

		HEAT NO. 4			
Lane	No.	Competitor, School	Place	Time	
1	184	Dion Hild (Jr.) Sherrard	—	—	
2	26	Jay Onken (Sr.) Mason City	—	—	
3	290	Phil Steinmetz (Jr.) Christopher	—	—	
4	579	Jeff Trancoso (Jr.) Sterling (Newman Central Catholic)	—	—	
5	404	Jon Gualandi (Jr.) Princeville	—	—	
6	594	Eric Childs (Jr.) Cairo	—	—	
7	233	Jim Powers (Sr.) Poplar Grove (North Boone)	—	—	
8	522	Jim Mooney (Jr.) Cuba	—	—	



Boys Class AA Competitors By Heat

(Boys Class AA Competitors Wear Numbers on Red.)

(Note: Top 4 places each heat qualify for Semifinals.)

(Note: Top 2 places each Semifinal heat qualify for Finals.)

HEAT NO. 1

Lane	No.	Competitor, School	Place	Time
1	879	Eric Wilson (Sr.) Oak Park (O.P.-River Forest)	_____	_____
2	239	Micheal Hill (Jr.) East St. Louis (Lincoln)	_____	_____
3	734	Darryl Brown (Jr.) Chicago (Dunbar)	_____	_____
4	542	Edmondo Moxey (Jr.) Danville (H.S.)	_____	_____
5	672	Mike Sawyer (Jr.) Chicago (St. Ignatius)	_____	_____
6	106	Sam Rehak (Jr.) Chicago Hts. (Bloom)	_____	_____
7	187	Joe Corl (So.) Rockford (Boylan)	_____	_____
8	670	Art Oates (Sr.) Chicago (Gordon Tech)	_____	_____

HEAT NO. 2

Lane	No.	Competitor, School	Place	Time
1	664	Henry Cook (Jr.) Zion (Z.- Benton)	_____	_____
2	604	Keith Thomas (So.) Chicago (St. Rita)	_____	_____
3	797	Ulysses Dantzler (Sr.) Chicago (Robeson)	_____	_____
4	350	Kenny Page (Jr.) Aurora (West)	_____	_____
5	253	Jerome Carter (Sr.) East St. Louis (Sr.)	_____	_____
6	550	Buddy Smith (Jr.) Decatur (MacArthur)	_____	_____
7	185	McArthur Joiner (Jr.) Rockford (Auburn)	_____	_____
8	406	Ken Issacson (So.) Addison (A. Trail)	_____	_____

HEAT NO. 3

Lane	No.	Competitor, School	Place	Time
1	488	Mike Cheesman (Sr.) Peoria (Manual)	_____	_____
2	269	Gary Glaser (Sr.) Edwqrdsville (Sr.)	_____	_____
3	257	Terrance Macon (Sr.) East St. Louis (Sr.)	_____	_____
4	451	Scott Shorney (Sr.) Wheaton (Central)	_____	_____
5	334	Jim Griffin (So.) Wheeling	_____	_____
6	538	Robert Williams (Sr.) Danville (H.S.)	_____	_____
7	866	Victor DuBois (Sr.) Maywood (Proviso East)	_____	_____
8	127	Frank Boys (Sr.) Crete (C.-Monee)	_____	_____

HEAT NO. 4

Lane	No.	Competitor, School	Place	Time
1	630	Bryan Waxman (Jr.) Deerfield	_____	_____
2	35	Jim Smith (Sr.) Mattoon	_____	_____
3	237	Jessie Owens (Jr.) East St. Louis (Lincoln)	_____	_____
4	594	Malcolm Davis (Fr.) Chicago (Mendel Catholic)	_____	_____
5	327	Terry Teague (Jr.) Schaumburg	_____	_____
6	894	Andre Love (Jr.) Westchester (St. Joseph)	_____	_____
7	525	Ron Mason (Sr.) Washington	_____	_____
8	137	Terry Walker (Sr.) Flossmoor (Homewood-F.)	_____	_____

HEAT NO. 5

Lane	No.	Competitor, School	Place	Time
1	828	Steve Ruddy (Jr.) Darien (Hinsdale South)	_____	_____
2	666	Julian Lott (Sr.) Zion (Z.-Benton)	_____	_____
3	400	Lou Johnson (Jr.) New Lenox (Providence)	_____	_____
4	39	Troy Heitmeyer (Sr.) Mt. Vernon	_____	_____
5	148	Harlan South (Jr.) Midlothian (Bremen)	_____	_____
6	803	John Lobatko (Jr.) Chicago (Taft)	_____	_____
7	79	Jon Rummels (Sr.) Rock Island (H.S.)	_____	_____
8	587	Bill Towne (Sr.) Chicago (Marist)	_____	_____

HEAT NO. 6

Lane	No.	Competitor, School	Place	Time
1	94	Kirk Sanders (Sr.) Sterling (H.S.)	_____	_____
2	143	Rodney Ferguson (Jr.) Kankakee (Sr.)	_____	_____
3	763	Warren Brakes (Sr.) Chicago (Kenwood)	_____	_____
4	371	Charles Hogue (Sr.) Joliet (West)	_____	_____
5	599	Harold Leonard (Jr.) Chicago (Mt. Carmel)	_____	_____
6	644	Mike Wright (So.) North Chicago	_____	_____
7	481	Andre Kelly (Jr.) Peoria (H.S.)	_____	_____
8	491	Mike Hicks (Sr.) Peoria (Manual)	_____	_____

HEAT NO. 7

Lane	No.	Competitor, School	Place	Time	Lane	No.	Competitor, School	Place	Time
1	517	Henry Waters (Jr.) Springfield (Lanphier)	_____	_____	5	573	Joe Laster (Sr.) Blue Island (Eisenhower)	_____	_____
2	141	Eric Gray (Sr.) Kankakee (Sr.)	_____	_____	6	404	Mike Metts (Sr.) Romeoville	_____	_____
3	726	Eric Jackson (Sr.) Chicago (Collins)	_____	_____	7	785	Kyle Jemison (So.) Chicago (Morgan Park)	_____	_____
4	81	Thomas Adams (Sr.) Rock Island (H.S.)	_____	_____	8			_____	_____



1600-METER RELAY

How To Score The Finals
Final Place 1st 2nd 3rd 4th 5th 6th 7th 8th
Team Points 10 8 6 5 4 3 2 1

Event Data

	Class A	Class AA
Total Qualifiers	33	51
Total Regular Qualifiers	32	32
Total Extra Qualifiers	1	19
No. of Heats	5	7

Records

1600-Meter Relay

PREP—3:08.94 by Berkeley (H.S.), CA (Walter Murray, Kenny Robinson, Peter Richardson, Ulysee Walker), 1981
IHSA MT—3:14.9 by Chicago (Harlan) (Melvin Bassett, Willie Richardson, Ron Draper, James Stevenson), 1967
IHSA FAT—3:15.33 by Chicago Hts. (Bloom Trail) (David Neal, Earnest Burr, Michael Boyd, Clifton Franklin), 1983 (Finals)
Class A MT—3:20.1 by St. Anne (Richard Miller, Johnny Dunlap, Kenny Smith, Dee Pickens), 1983 (Finals)
Class A FAT—3:20.00 by St. Anne (Richard Miller, Johnny Dunlap, Kenny Smith, Dee Pickens), 1983 (Finals)
Class AA MT—3:15.4 by Chicago Hts. (Bloom Trail) (David Neal, Ernest Burr, Michael Boyd, Clifton Franklin), 1983 (Finals)
Class AA FAT—3:15.33 by Chicago Hts. (Bloom Trail) (David Neal, Ernest Burr, Michael Boyd, Clifton Franklin), 1983 (Finals)

Class A Sectional Bests

- 3:26.0 Amboy
- 3:26.1 Winnbago
- 3:26.8 Geneva
- 3:27.3 Anna (A.-Jonesboro)
- 3:27.6 Knoxville
- 3:27.6 Oregon
- 3:27.6 Cairo
- 3:27.7 Prophetstown
- 3:28.5 Chicago (University)
- 3:28.7 Johnston City
- 3:28.7 Carllinville

Class AA Sectional Bests

- 3:17.1 East St. Louis (Lincoln)
- 3:19.1 Peoria (Woodruff)
- 3:19.3 Springfield (Southeast)
- 3:19.5 Maywood (Proviso East)
- 3:19.7 Decatur (MacArthur)
- 3:19.7 Moline
- 3:19.8 Danville (H.S.)
- 3:20.2 Rock Island (H.S.)
- *3:20.3 Chicago Hts. (Bloom Trail)
- 3:20.5 Flossmoor (Homewood-F.)
- * Defending Champion

Boys Class A Competitors By Heat

(Boys Class A Competitors Wear Numbers on Green.)
 (Note: Top 8 times qualify for Finals.)

HEAT NO. 1

Lane	School	Place	Time
1	Beardstown	_____	_____
2	Washburn (Lowpoint-W.)	_____	_____
3	Carllinville	_____	_____
4	Amboy	_____	_____
5	Oregon	_____	_____
6	Eldorado	_____	_____
7	Pontiac	_____	_____
8		_____	_____

HEAT NO. 2

Lane	School	Place	Time
1	Oakland	_____	_____
2	Auburn	_____	_____
3	Elgin (St. Edward)	_____	_____
4	Winnebago	_____	_____
5	Cairo	_____	_____
6	Tiskilwa	_____	_____
7	Litchfield	_____	_____
8		_____	_____

HEAT NO. 3

Lane	School	Place	Time
1	Rushville	_____	_____
2	St. Anne	_____	_____
3	Farmington (F. East)	_____	_____
4	Geneva	_____	_____
5	Prophetstown	_____	_____
6	Mahomet (M.-Seymour)	_____	_____
7	Manteno	_____	_____
8		_____	_____

HEAT NO. 4

Lane	School	Place	Time
1		_____	_____
2	Spring Valley (Hall)	_____	_____
3	Yorkville	_____	_____
4	Anna (A.-Jonesboro)	_____	_____
5	Chicago (University)	_____	_____
6	El Paso	_____	_____
7	Bismarck (B.-Henning)	_____	_____
8		_____	_____

HEAT NO. 5

Lane	School	Place	Time
1		_____	_____
2	Westville	_____	_____
3	Rochester	_____	_____
4	Knoxville	_____	_____
5	Johnston City	_____	_____
6	Taylor Ridge (Rockridge)	_____	_____
7	Clay City	_____	_____
8		_____	_____



Boys Class AA Competitors By Heat

(Boys Class AA Competitors Wear Numbers on Red.)

(Note: Top 8 times qualify for Finals.)

HEAT NO. 1

Lane	School	Place	Time
1	DeKalb	_____	_____
2	Sterling (H.S.)	_____	_____
3	Oak Forest	_____	_____
4	East St. Louis (Lincoln)	_____	_____
5	Rock Island (H.S.)	_____	_____
6	South Holland (Thornwood)	_____	_____
7	Chicago (Young)	_____	_____
8	Chicago (Weber)	_____	_____

HEAT NO. 2

Lane	School	Place	Time
1	Rochelle	_____	_____
2	Chicago (Harlan)	_____	_____
3	East St. Louis (Sr.)	_____	_____
4	Peoria (Woodruff)	_____	_____
5	Chicago Hts. (Bloom Trail)	_____	_____
6	Hoffman Estates (H.S.)	_____	_____
7	Harvey (Thornton)	_____	_____
8	Zion (Z.-Benton)	_____	_____

HEAT NO. 3

Lane	School	Place	Time
1	Naperville (Central)	_____	_____
2	Charleston	_____	_____
3	Chicago (Robeson)	_____	_____
4	Springfield (Southeast)	_____	_____
5	Flossmoor (Homewood-F.)	_____	_____
6	Aurora (East)	_____	_____
7	Wheaton (North)	_____	_____
8		_____	_____

HEAT NO. 4

Lane	School	Place	Time
1	Darien (Hinsdale South)	_____	_____
2	Aurora (West)	_____	_____
3	Rockford (Guilford)	_____	_____
4	Maywood (Proviso East)	_____	_____
5	Chicago (Phillips)	_____	_____
6	Oak Park (O.P.-River Forest)	_____	_____
7	Hoffman Estates (Conant)	_____	_____
8		_____	_____

HEAT NO. 5

Lane	School	Place	Time
1	Evanston (Twp.)	_____	_____
2	Hillside (Proviso West)	_____	_____
3	Kankakee (Sr.)	_____	_____
4	Decatur (MacArthur)	_____	_____
5	Elmhurst (York)	_____	_____
6	Glen Ellyn (Glenbard West)	_____	_____
7	Rockford (West)	_____	_____
8		_____	_____

HEAT NO. 6

Lane	School	Place	Time
1	Mattoon	_____	_____
2	Chicago (Lane)	_____	_____
3	Cahokia	_____	_____
4	Moline	_____	_____
5	Chicago Hts. (Bloom)	_____	_____
6	Rockford (East)	_____	_____
7	Palatine (H.S.)	_____	_____
8		_____	_____

HEAT NO. 7

Lane	School	Place	Time
1	Prairie View (Stevenson)	_____	_____
2	Urbana (H.S.)	_____	_____
3	Rockford (Auburn)	_____	_____
4	Danville (H.S.)	_____	_____
5	Peoria (Manual)	_____	_____
6	Chicago (Kenwood)	_____	_____
7	Palatine (Fremd)	_____	_____
8		_____	_____

Note: This list has been compiled and supplied by Jerry Shnay, Prep Sports Editor, *Chicago Tribune*, and a member of the IHSA News Media Advisory Committee.

(Excludes 1984)

Metric Distances

100 Meters

- 10.3 Kelly Reed, Chicago (Kenwood), 1983
- 10.3 Albert Robinson, Chicago (Hales Franciscan), 1982
- 10.4 Daryl Canady, Chicago (St. Ignatius), 1980
- 10.4 Spencer Cotten, Wilmette (Loyola Academy), 1983
- 10.4 Jim McGriff, Chicago (Mendel), 1982
- 10.4 Elmo Portee, Chicago (Dunbar), 1982
- 10.4 Steve Tyson, Chicago (Mendel), 1982/1983
- 10.44 Wallace Spearmon, Blue Island (Eisenhower), 1981

200 Meters

- 20.89 Wallace Spearmon, Blue Island (Eisenhower), 1981
- 20.8 Daryl Canady, Chicago (St. Ignatius), 1980
- 21.0 Albert Robinson, Chicago (Hales Franciscan), 1982
- 21.1 Kevin Johnson, Waukegan (East), 1981
- 21.2 Steve Tyson, Chicago (Mendel), 1982
- 21.3 Sunder Nix, Chicago (Phillips), 1980
- 21.4 Elliot Hanna, North Chicago, 1982
- 21.4 Kelly Reed, Chicago (Kenwood), 1983

400 Meters

- 46.6 Sunder Nix, Chicago (Phillips), 1980
- 47.01 Michael Wade, North Chicago, 1980
- 47.1 Sherman Arnold, Chicago (Fenger), 1983
- 47.3 Perry Robinson, Lockport, 1982
- 47.4 Leroy Dixson, Freeport, 1981
- 47.8 Chris Johnson, Peoria (Manual), 1983
- 47.9 Phil Jones, Chicago (Tilden), 1983

800 Meters

- 1:51.3 Tony Guercio, Naperville (North), 1980
- 1:51.5 Darren Kern, Chicago (King), 1981
- 1:52.0 Jerry Lewis, Chicago (Collins), 1980
- 1:52.2 Jesse Wilson, East St. Louis (Lincoln), 1982
- 1:52.5 Chris Revord, Orland Park (Sandburg), 1980
- 1:52.6 Mike Elliott, Belvidere, 1982
- 1:52.6 John Gerut, Oak Park-River Forest, 1980
- 1:52.8 Brent McLain, Benton, 1983

1600 Meters

- 4:08.5 Matt Nolan, Naperville (Central), 1980
- 4:10.5 Brent McLain, Benton, 1983
- 4:10.6 Dedrick Flowers, East St. Louis (Lincoln), 1983
- 4:12.3 Ryan Stoll, Lake Forest (H.S.), 1982
- 4:12.7 Bill Vaughn, Midlothian (Bremen), 1980
- 4:12.8 Ralph Caron, Chicago (Marist), 1980
- 4:13.2 Brad Rutherford, Glen Ellyn (Glenbard West), 1980
- 4:13.5 Tim Vandergrift, Villa Park (Willowbrook), 1980
- 4:13.6 Craig Bauer, Deerfield, 1980
- 4:13.73 John Nalley, Lisle (Sr.), 1982

3200 Meters

- 8:56.6 Matt Nolan, Naperville (Central), 1980
- 8:59.7 Ralph Caron, Chicago (Marist), 1980
- 9:00.2 K. C. Keeney, Park Forest (Rich East), 1980
- 9:01.3 Tim Phillips, Arlington Hts. (St. Viator), 1983
- 9:01.4 Mike Sokolowicz, Harvey (Thornton), 1980
- 9:02.0 Dave Egan, Chatham (Glenwood), 1983
- 9:03.7 Dave Valentine, Northbrook (Glenbrook North), 1980
- 9:04.2 David Halle, Rockford (Guilford), 1983
- 9:04.7 Ty Wolf, Oswego, 1981

110 Meter High Hurdles

- 13.6 Roy Sparks, Villa Park (Willowbrook), 1982
- 13.7 Derek Cole, Chicago Hts. (Bloom), 1981
- 13.7 Clifton Franklin, Chicago Hts. (Bloom Trail), 1983
- 13.8 Barry Malloy, East St. Louis (Lincoln), 1982
- 13.8 John Register, Oak Park-River Forest, 1983
- 13.8 Larry Streeter, Chicago (Phillips), 1981
- 13.9 Ernie Burr, Chicago Hts. (Bloom Trail), 1983
- 13.9 John Elliott, Kankakee (Westview), 1983
- 13.9 Derrick Gentry, Danville (H.S.), 1980

300 Meter Low Hurdles

- 36.2 Charles Moss, Mattoon, 1981
- 36.42 Barry Malloy, East St. Louis (Lincoln), 1982
- 36.7 Frank Denzmore, East St. Louis (Lincoln), 1980
- 36.8 John Register, Oak Park-River Forest, 1983
- 36.9 Dan Brown, Rantoul, 1980
- 36.9 Calvin Crenshaw, Maywood (Proviso East), 1982
- 37.0 Ernie Burr, Chicago Hts. (Bloom Trail), 1983
- 37.0 Willie Green, Maywood (Proviso East), 1981
- 37.0 Jeff McBain, Darien (Hinsdale South), 1981

400 Meter Relay

- 41.7 East St. Louis (Lincoln), 1981
- 41.7 East St. Louis (Lincoln), 1982
- 41.7 Waukegan (East), 1980
- 41.8 Blue Island (Eisenhower), 1981
- 41.8 Chicago Hts. (Bloom Trail), 1983
- 41.9 East St. Louis (Lincoln), 1983
- 41.9 Danville (H.S.), 1983
- 42.0 North Chicago, 1983
- 42.0 Rockford (East), 1983

800 Meter Relay

- 1:27.0 East St. Louis (Lincoln), 1983
- 1:27.1 Blue Island (Eisenhower), 1981
- 1:27.1 Chicago (Dunbar), 1982
- 1:27.1 Danville (H.S.), 1983
- 1:27.2 North Chicago, 1982
- 1:27.4 Chicago (Lindblom), 1980
- 1:27.4 East St. Louis (Lincoln), 1981
- 1:27.4 East St. Louis (Lincoln), 1982
- 1:27.4 Rockford (East), 1983

1600 Meter Relay

- 3:15.4 Chicago Hts. (Bloom Trail), 1983
- 3:15.5 Maywood (Proviso East), 1980
- 3:15.9 Kankakee (Eastridge), 1980
- 3:15.9 South Holland (Thornton), 1980
- 3:16.1 East St. Louis (Lincoln), 1982
- 3:16.8 East St. Louis (Lincoln), 1983
- 3:17.2 Waukegan (East), 1980
- 3:17.4 Chicago (Kenwood), 1983
- 3:17.4 Maywood (Proviso East), 1981

3200 Meter Relay

- 7:41.8 East St. Louis (Lincoln), 1982
- 7:42.8 Naperville (North), 1980
- 7:44.0 East St. Louis (Lincoln), 1981
- 7:45.1 Dolton (Thorndale), 1980
- 7:45.2 East St. Louis (Sr.), 1982
- 7:45.5 Chicago Hts. (Bloom), 1981
- 7:45.6 Chicago Hts. (Bloom), 1980
- 7:45.6 Downers Grove (South), 1983
- 7:45.6 Rockford (East), 1980
- 7:46.0 Olympia Fields (Rich Central), 1982

Field Events

Long Jump

- 25-1 3/4 Lester Scott, Alton (Sr.), 1972
- 25-0 Oscar Wallace, Alton (Sr.), 1969
- 24-9 3/4 Mike Conley, Chicago (Luther South), 1981
- 24-8 Roy Houston, Evanston (Twp.), 1966
- 24-7 1/4 Avery Wallace, Alton (Sr.), 1968
- 24-6 3/4 Curt Anders, Moline, 1965
- 24-6 1/2 Larry Perry, Alton (Sr.), 1975
- 24-6 1/2 Van Cowden, Danville (H.S.), 1983
- 24-5 Lonnie Brown, Chicago (Englewood), 1971
- 24-4 Jim Holland, Rock Island (H.S.), 1942

Triple Jump

- 51-10 Mike Conley, Chicago (Luther South), 1981
- 50-10 Ed Tate, Chicago Hts. (Bloom), 1976
- 50-2 1/2 Alfred Joyner, East St. Louis (Lincoln), 1978
- 49-7 3/4 Joe Tucker, Lockport, 1977
- 49-7 Larry Streeter, Chicago (Phillips), 1980
- 49-4 1/4 Alvin Perryman, Danville (H.S.), 1975
- 49-4 Tim Herring, Joliet (East), 1978
- 49-3 1/2 David Bond, Decatur (MacArthur), 1982
- 49-3 1/4 Duane Bibbie, Harvey (Thornton), 1978
- 49-2 1/2 Vern Tarplin, Hillside (Proviso West), 1981

High Jump

- 7-4 1/2 Gail Olson, Sycamore, 1978
- 7-2 1/4 Tyke Peacock, Urbana (H.S.), 1979
- 7-1 Louis Calloway, Homewood-Flossmoor, 1982
- 7-0 Nat Page, Evanston, 1975
- 7-0 Brian Whitehead, Joliet (East), 1980
- 7-0 Mike Vukovich, Park Ridge (Maine South), 1983
- 7-0 Dan Williams, Hillside (Proviso West), 1982

Pole Vault

- 16-5 Tim Johnson, Chicago Hts. (Bloom), 1974
- 16-1 1/4 Bob Dandrino, Chicago Hts. (Bloom), 1980
- 16-0 Mike McCrindle, Chicago Hts. (Bloom), 1976
- 16-0 Darren Pahl, Marion, 1981
- 15-7 Jim Sarros, Chicago Hts. (Bloom), 1977
- 15-6 1/2 Bruce Mahlig, Schaumburg, 1975
- 15-6 Scott Spangler, DeKalb, 1982
- 15-5 Doug Laz, Urbana (H.S.), 1972

Shot Put

- 64-10 3/4 Rick Jordan, Wheaton (North), 1983
- 64-10 Gerald Green, Waukegan (West), 1979
- 64-4 1/2 Mike Lehman, Oak Lawn (Comm.), 1978
- 64-2 Tom Stock, Belleville (West), 1970
- 63-0 3/4 Marty Finis, Palatine (Fremd), 1979
- 63-0 Steve Brondyke, Fulton, 1979
- 62-10 1/4 Herschel Benberry, Chicago Hts. (Bloom), 1967
- 62-10 Rich Girt, East Moline, 1972

Discus

- 198-4 Gary Kostrabula, Chicago (Marist), 1982
- 193-3 Pat McCulla, Quincy (Sr.), 1977
- 190-6 Dave Eichelberger, Champaign (Central), 1977
- 189-6 Jim Lail, Dolton (Thorndale), 1981
- 187-10 Jim Lenzini, Libertyville, 1977
- 187-0 Ed Opich, Granite City (North), 1975
- 186-8 Paul Andrews, Champaign (Central), 1970
- 186-4 John Henry, Springfield (H.S.), 1983



NATIONAL OFFICIALS DAY IS OCT. 15



1975 @ Charleston (EIU)

1. Maple Park (Kaneland)34
2. Granville (Putnam County) ..18
3. Hoopston-East Lynn18
4. Prophetstown10
5. Gilman10
6. Carthage (Hancock Central) ..9
7. Mahomet-Seymour9
8. Mt. Sterling (Brown County) 8
9. Flanagan8
10. Stillman Valley8
11. Clifton (Central)8
12. Watseka8

1976 @ Charleston (EIU)

1. Granville (Putnam County) ..23
2. Maple Park (Kaneland)22
3. Farmington (East)17
4. Lebanon14
5. Peru (St. Bede)14
6. Momence14
7. Gilman12
8. Paxton11
9. Melrose Park (Walther Lutheran)10
10. Polo10

1977 @ Charleston (EIU)

1. Maple Park (Kaneland)57
2. Lebanon30
3. Minooka26
4. Peru (St. Bede)24
5. Chicago (Luther South)22
6. Melrose Park (Walther Lutheran)22
7. Tolono (Unity)20
8. Robinson20
9. Chester17
10. Sparta16 1/2

1978 @ Charleston (EIU)

1. Robinson35
2. Madison32
3. St. Anne31
4. Gibson City28
5. Casey25
6. Rushville24
7. Riverton18
8. Peru (St. Bede)18
9. Spring Valley (Hall)18
10. Highland (St. Paul)16

1979 @ Charleston (EIU)

1. Chicago (Luther South)42
2. Gibson City34
3. Rochester29
4. Madison27
5. Aurora (Central Catholic)22.5
6. Elmhurst (Timothy Christian)21
7. Melrose Park (Walther Lutheran) 19
8. Arcola18.5
9. Fulton18
10. Erie16
11. Washburn (Lowpoint-W.)16
12. Prophetstown16

1980 @ Charleston (EIU)

1. Chicago (Luther South)32
2. Metropolis28
3. Mahomet-Seymour25
4. Freeburg22
5. Gibson City21
6. Paxton20
7. Melrose Park (Walther Lutheran)20
8. Hoopston-East Lynn19
9. Elmwood18
10. Prophetstown17
11. Forrester17

1981 @ Charleston (EIU)

1. Chicago (Leo)46
2. Chicago (Luther South)40
3. Princeton38
4. Sidell (Jamaica)24
5. St. Anne24
6. Rochester21
7. Buffalo (Tri-City)20
8. Freeburg20
9. Melrose Park (Walther Lutheran) 20
10. Mahomet (M.-Seymour)17

1982 @ Charleston (EIU)

1. St. Anne52
2. Rochester28
3. Lisle (Sr.)25
4. West Frankfort (Frankfort)25
5. Cornell20
6. Buffalo (Tri-City)20
7. Chicago (Providence-St. Mel)20
8. Tiskilwa18
9. Glasford (Illini Bluffs)18
10. Paxton17
11. Benton17

1983 @ Charleston (EIU)

1. Cairo45
2. St. Anne40
3. Chicago (Leo)34
4. Melrose Park (Walther Lutheran)29
5. Christopher23
6. McLeansboro20
7. Riverton20
8. Cornell20
9. Tuscola19
10. Fulton18

1979 @ Charleston (EIU)

1. Evanston (Twp.)51
2. East St. Louis (Sr.)44.5
3. Chicago (Phillips)37
4. Palatine (Fremd)29
5. Moline27
6. Aurora (West)23
7. Deerfield21
8. Naperville (North)20
9. Kankakee (Westview)20
10. Chicago (Tilden)17

1980 @ Charleston (EIU)

1. Waukegan (East)40
2. Maywood (Proviso East)40
3. Dolton (Thorndridge)32
4. Chicago (Phillips)28
5. North Chicago26
6. Chicago Hts. (Bloom)22
7. Chicago (St. Ignatius)22
8. Chicago (Lindblom)21
9. Naperville (North)20
10. Danville (H.S.)19

1981 @ Charleston (EIU)

1. East St. Louis (Lincoln)67
2. Blue Island (Eisenhower)38
3. Chicago (Phillips)24
4. Chicago Hts. (Bloom)20
5. Dolton (Thorndridge)20
6. Hillside (Proviso West)20
7. Mattoon19
8. Maywood (Proviso East)18
9. North Chicago17
10. Tinley Park (H.S.)17

1982 @ Charleston (EIU)

1. East St. Louis (Lincoln)77
2. Chicago (Dunbar)36
3. North Chicago30
4. Chicago (Mendel)27
5. Elmhurst (York)23
6. Chicago (Marist)20
7. Chicago (Hales Franciscan)20
8. Waukegan (East)19
9. Lockport18
10. Maywood (Proviso East)18

1983 @ Charleston (EIU)

1. East St. Louis (Lincoln)49
2. Chicago Hts. (Bloom Trail)46
3. Waukegan (East)30
4. Chicago (Kenwood)29
5. Danville (H.S.)28
6. Wheaton (North)21
7. Chicago (Tilden)21
8. Oak Park (O.P.-River Forest)19
9. Arlington Hts. (St. Viator)16
10. Downers Grove (South)15

1975 @ Charleston (EIU)

1. East St. Louis (Sr.)29
2. Chicago (Phillips)19
3. Rockford (East)19
4. Maywood (Proviso East)14
5. Alton (Sr.)12
6. Joliet (East)11
7. Oak Lawn (Comm.)11
8. Evanston10
9. Elmhurst (York)9
10. Hillside (Proviso West)8

1976 @ Charleston (EIU)

1. East St. Louis (Sr.)30
2. Chicago Hts. (Bloom)26
3. Maywood (Proviso East)14
4. Harvey (Thornton)12
5. Rockford (East)10
6. LaGrange (Lyons)10
7. Orland Park (Sandburg)10
8. Chicago (King)10
9. Joliet (East)9
10. Chicago (Harlan)7

1977 @ Charleston (EIU)

1. East St. Louis (Sr.)46
2. Chicago Hts. (Bloom)46
3. Orland Park (Sandburg)28
4. Chicago (King)24
5. North Chicago23
6. Des Plaines (Maine West)19
7. Springfield (Southeast)15
8. Chicago (Mendel Catholic)15
9. Lockport (Central)14
10. Libertyville12
11. East St. Louis (Lincoln)12
12. Peoria (H.S.)12
13. Champaign (Central)12

1978 @ Charleston (EIU)


1. East St. Louis (Sr.)37
2. Deerfield24
3. Chicago (Brother Rice)24
4. Evanston (Twp.)23
5. Dolton (Thorndridge)22
6. Orland Park (Sandburg)22
7. Chicago (Calumet)21
8. Harvey (Thornton)20
9. Chicago (Farragut)19
10. Danville (H.S.)18
11. Maywood (Proviso East)18

Results Are Posted

Results of competition in all events both Friday and Saturday are posted on the bulletin boards under the west main grandstand of O'Brien Stadium (north and next to the concession stand) as they become available. In addition, lane and flight assignments for the finals determined after preliminaries (and/or semifinals) Friday are also posted. Fans who wish to make notes in their Official Program are invited to visit this area as often as they desire both days of the meet. **ALL PERSONS**, however, are requested **not to remove** the posted material from the bulletin boards. In addition to being useful to track fans, the posted result sheets and heat sheets are the only vehicle by which coaches and contestants can gather necessary information concerning athletes from their school and specific assignments from future competition in the meet.

Boys Track Program/Results Order Form

The Official Souvenir Program and/or a complete set of the results of the State Final may be obtained from the IHSa Office at cost noted below. Each complete set includes both the Program and all results. Orders should be addressed to: IHSa Office, 2715 McGraw Dr., Box 2715, Bloomington, IL 61701.



	Quantity Ordered	Unit Price	Amount Enclosed
Program Only	_____	\$1.50 ea.	\$ _____
Complete Set	_____	\$5.00 ea.	\$ _____

Make Checks Payable to: **TOTAL ENCLOSED \$** _____
 Illinois High School Assn.


Name: _____
 Address: _____
 City: _____ Zip: _____

Team Champions

(Excludes 1984)

Year	Champion	Coach	Points	Year	Champion	Coach	Points
1893	Peoria		42	1957	Chicago Hts. (Bloom)	Ralph Steben	39 1/2
1894	Urbana		22	1958	Chicago Hts. (Bloom)	Ralph Steben	34 1/2
1895	Chicago (Englewood)		26	1959	Chicago Hts. (Bloom)	Ralph Steben	29
1896	Rockford		23	1960	Moline	Gene Shipley	21 1/2
1897	Chicago (Englewood)		22	1961	LaGrange (Lyons)	Max Armer	14 TIE
1898	Aurora (East)		36		Rock Island (Sr.)	Hod Lundeen	
1899	Biggsville	George Stuart	23	1962	Chicago (Phillips)	Carl Bonner	29
1900	Biggsville	J.A. Strang	33	1963	Alton (Sr.)	James Wigger	23
1901	Chicago (Englewood)	Honey Stuart	20	1964	Alton (Sr.)	James Wigger	19
1902	Chicago (South Division)		31	1965	Evanston	Bob Trevarthen	25
1903	Chicago (Hyde Park)		24	1966	Evanston	Bob Trevarthen	30
1904	Pontiac		20	1967	Chicago (Harlan)	Gerald Richard	23
1905	Chicago (Englewood)		16	1968	Hillside (Proviso West)	Don Kohlmann	20 1/2
1906	Chicago (Wendell Phillips)	Oliver Reilley	12 TIE	1969	Alton (Sr.)	James Wigger	26
	Aurora (West)	Holland		1970	Evanston	Ron Helberg	21
1907	Oak Park	Lewis Omer	18	1971	Evanston	Ron Helberg	24
1908	Oak Park	Lewis Omer	30	1972	Evanston	Ron Helberg	28
1909	Chicago (University)	John Monilaw	21	1973	East St. Louis (Lincoln)	George Holliday	16 TIE
1910	Chicago (University)	John Monilaw	26		LaGrange (Lyons)	Max Armer	
1911	Chicago (University)	John Monilaw	23	1974	Chicago (Lane Tech)	William Lewis	27 TIE
1912	Chicago (Lane Tech)	Willard	18		Evanston	Ron Helberg	
1913	Oak Park	Robert Zupke	34	1975-A	Maple Park (Kaneland)	Bruce Peterson	34
1914	Class A—Chicago (Univ.)	John Monilaw	42 1/2	1975-AA	East St. Louis (Sr.)	Jimmy Lewis	29
	Class B—LaGrange	B.E. Gordon	28 1/2	1976-A	Granville (Putnam Co.)	Jim Davis	23
1915	Class A—Oak Park	Glen Thistlewaite	32	1976-AA	East St. Louis (Sr.)	Jimmy Lewis	30
	Class B—LaGrange	B.E. Gordon	30	1977-A	Maple Park (Kaneland)	Bruce Peterson	54
1916	Class A—Joliet	Charles W. Jones	30	1977-AA	East St. Louis (Sr.)	Jimmy Lewis	46 TIE
	Class B—Harrisburg	Herbert C. Hopkins	20		Chicago Hts. (Bloom)	Lonnell Poole	
	Class C—Evanston (Acad)	Lewis Omer	48	1978-A	Robinson	Tony Cork	35
1917	No Meet			1978-AA	East St. Louis (Sr.)	Jimmy Lewis	37
1918	No Meet			1979-A	Chicago (Luther South)	Norm Meier	42
1919	Class A—Oak Park	Glen Thistlewaite	48	1979-AA	Evanston (Twp.)	Willie May	51
	Class B—Chicago (Univ.)	John Monilaw	19	1980-A	Chicago (Luther South)	Norm Meier	32
1920	Class A—Oak Park	Glen Thistlewaite	41 1/2	1980-AA	Maywood (Proviso East)	Chuck Farinella	40 TIE
	Class B—Marion	E.H. Schreiber	15 1/2		Waukegan (East)	Marvin Arrington	40
1921	Class A—Champaign		38	1981-A	Chicago (Leo)	John O'Keefe	46
	Class B—Forrest	C.C. Merrill	19	1981-AA	East St. Louis (Lincoln)	Arthur Marshall	67
1922	Class A—Evanston	A.P. Bradley	35	1982-A	St. Anne	Mike Rebello	52
	Class B—Forrest	C.C. Merrill	19 1/2	1982-AA	East St. Louis (Lincoln)	Arthur Marshall	77
1923	Class A—Oak Park	Frank Winters	25 7/8	1983-A	Cairo	Jim West	45
	Class B—White Hall	L.L. Tichtin	20 1/2	1983-AA	East St. Louis (Lincoln)	Arthur Marshall	49
1924	Class A—Oak Park	Clarence Whiteside	46				
	Class B—Girard	Frank Winters	20				
1925	Class A—Danville	C.H. Cushman	20				
	Eldorado	J.W. Thomas	17 TIE				
	Class B—Hinsdale	Earl Bland	28				
1926	Chicago (Senn)	Pat Pierce	17 1/2				
1927	Rockford	Charles A. Beyer	19 1/2				
1928	Chicago (Tilden)	Frank J. Hartman	22				
1929	Chicago (Hyde Park)		15 TIE				
	Chicago (Tilden)	F.J. Hartman					
1930	Oak Park	Bob Woodruff	29				
1931	Oak Park	Bob Woodruff	17				
1932	Oak Park	Bob Woodruff	32				
1933	Rockford	Charles A. Beyer	18				
1934	Winnetka (New Trier)	John Nay	19				
1935	Rockford	Charles A. Beyer	21				
1936	Elmhurst (York)	Clarence East	20				
1937	Oak Park	Bob Woodruff	18 1/2				
1938	Oak Park	Bob Woodruff	29				
1939	Elmhurst (York)	Clarence East	22				
1940	Maywood (Proviso)	Otto H. Matte	16 1/2				
1941	Des Plaines (Maine)	Sam Marzulo	20				
1942	Oak Park	Don Harshbarger	26 2/3				
1943	Chicago (Phillips)	Lawrence Bingley	18				
1944	Winnetka (New Trier)	John M. Nay	41 1/2				
1945	Oak Park	Don Harshbarger	27 3/4				
1946	Des Plaines (Maine)	Sam Marzulo	16				
1947	Oak Park	Robert C. Wright	33				
1948	LaGrange (Lyons)	Russell Deason	15				
1949	LaGrange (Lyons)	Russell Deason	26 7/10				
1950	Chicago (Phillips)	Henry Springs	19				
1951	Chicago (Phillips)	Henry Springs	24				
1952	LaGrange (Lyons)	Russell Deason	20				
1953	LaGrange (Lyons)	Russell Deason	30 7/10				
1954	LaGrange (Lyons)	Russell Deason	16				
1955	Blue Island	Ohlen Driver	18				
1956	Chicago Hts. (Bloom)	Ralph Steben	22				

Meet The Advisory Committee



DENNIS BEST
Coal City



HENRY FELDT
Lebanon



ROY GUMMERON
Oak Park



DICK HAMANN
Carrollton




THOMAS A. HOFFMAN
Plano



EDWARD L. KEY
Chicago (Kenwood)



PHIL SALZER
Peoria (H.S.)



LARRY WICZOREK
Hillside (Proviso West)