


91st State Final Meet



11th Year of 2-Class Series

1985



BOYS

USA TRACK

(Photo Courtesy David Boe, United Press International)

O'BRIEN STADIUM, EIU • CHARLESTON, ILLINOIS • MAY 24-25, 1985 • \$1.50

Meet the



Board of Directors



CHARLES SMITH
Homewood-Flossmoor
Division 3
President



DAVID W. TURNER
Petersburg (Porta)
Division 6
Vice President



RICHARD E. STEPHENSON
Chicago (Dunbar)
Division 1
Secretary



H. FRED CURTIS
Belleville (East)
Treasurer
Appointed By Board



THOMAS G. HOWARD
Palatine (Fremd)
Division 2
Director



WILLIAM C. MITZE
Monticello
Division 5
Director



LEROY NEWTON
Carterville
Division 7
Director



LORIN J. STEVENS
Wenona
Division 4
Director



'Welcome To Our Campus'

Eastern Illinois University extends a very special welcome to the campus for the Illinois High School Association State Track and Field Meet. We congratulate each of you on participating in the state finals, wish you well in the competition and hope you have a pleasant stay on the campus.

Eastern is pleased and proud to host this event, now in its 13th year for girls and 12th year for boys on our campus. We hope that you enjoy using the O'Brien Stadium facilities and that you establish lasting friendships during the competition.


Those of you competing this weekend are among the very best high school athletes in Illinois and the nation. Several former IHSA state champions participated in last summer's Olympics. All of us in Illinois are proud of how well they represented our nation's values of sportsmanship and competition. I hope they serve as a model for each of you to accomplish your personal best during this event.

You are always welcome on the Eastern campus. My best wishes to the IHSA and to you for a successful state meet.

STANLEY G. RIVES,
President



STANLEY RIVES
President



EIU State Final Hosts



DENNIS ATEN
Head Trainer



RON PAAP
Asst. A.D.



JOAN SCHMIDT
Associate A.D.



NEIL MOORE
Boys Meet Mgr.



TOM AKERS
Asst. Meet Mgr.



R.C. JOHNSON
Athletic Director



CHERYL BIRKHEAD
Girls Trainer



ROB DOYLE
Boys Trainer



DON KOJICH
Asst. Sports
Info. Dir.



DAVE KIDWELL
Sports Info. Dir.



KEVIN ANGLIN
Promotions Dir.



RUSS WALTRIP
Equip. Mgr.

Bill Brandvold Named Honorary Referee



WILLIAM BRANDVOLD
Mattoon

Veteran Mattoon High School Athletic director William J. Brandvold, Clerk of the Course, at the annual Illinois High School Association (IHSA) Boys State Final Track and Field Meet for the past 20 straight years, has been named its Honorary Referee for 1985, and will receive his award before the start of the Finals Saturday (May 25).

Brandvold is the second person from Mattoon to be named Honorary Referee at the Boys Meet. The other was Harry E. Gaines in 1973.

A Wisconsin native, he attended Stout State Univ., earning his bachelor's degree

in vocational education in 1949. He earned a master's in 1954 and has done advanced work at the Univ. of Illinois. A coach at Mattoon junior high from 1950-64, Bill joined the staff at Mattoon High School in 1964 and has been there since. He became athletic director following Harry Gaines.

A certified IHSA official in basketball, football and track for the past 20 years, Bill also has served as official scorer at the State Final Basketball Tournament five different years. He has officiated football playoff games, and served as manager for local state series competition in basketball, cross country and wrestling.

In addition to his athletic director's duties, Brandvold is director of Vocational Education for Mattoon. He is a former president of the Babe Ruth World Series (1969).

Honor Roll of Honorary Referees

Following is a list of the men who have been Honorary Referees since 1960:

1960—Robert S. Woodruff, Oak Park
1961—Shelby Himes, Urbana
1962—Harry Hill, Gridley
1963—C. L. Harriss, Carlyle
1964—Clarence East, Elmhurst
1965—Milt F. Sprunger, Washington
1966—Ross Anderson, Oak Park
1967—Emil G. "Heinie" Schultz, Evanston
1968—W. W. Downing, East St. Louis
1969—Roy S. Anderson, Lincoln
1970—Jim Evers, Centralia
1971—A. G. "Frenchie" Haussler, Peoria
1972—Leo L. Singer, Waukegan

1973—Harry E. Gaines, Mattoon
1974—Harold G. Monilaw, LaGrange
1975—Clarence B. "Babe" Pierce, Sparta
1976—John S. Gill, Elmhurst
1977—Eugene (Gene) Armer, Urbana
1978—Roy Gummerson, Oak Park
1979—Ira Scott, Naperville
1980—George Dekan, Carol Stream
1981—Jack D. May, Urbana
1982—Richard K. Welty, Palatine
1983—Gene Masters, Normal
1984—Russ Deason, LaGrange
1985—Bill Brandvold, Mattoon

Results Are Posted

Results of competition in all events both Friday and Saturday are posted on the bulletin boards under the west main grandstand of O'Brien Stadium (north and next to the concession stand) as they become available. In addition, lane and flight assignments for the finals determined after preliminaries (and/or semifinals) Friday are also posted. Fans who wish to make notes in their Official

Program are invited to visit this area as often as they desire both days of the meet. **ALL PERSONS**, however, are requested **not to remove** the posted material from the bulletin boards. In addition to being useful to track fans, the posted result sheets and heat sheets are the only vehicle by which coaches and contestants can gather necessary information concerning athletes from their school and specific assignments from future competition in the meet.

Special Thanks

Nearly 100 dedicated men and women volunteer their time, energy and effort to serve as the personnel responsible for conducting the annual State Track Meet. It would be impossible to conduct this gigantic track and field carnival without their expertise and the state meet would not have the national reputation it does without their cheerful cooperation. To the men and women who slice this precious portion out of their busy schedules to serve the young athletes here this weekend, we offer a very, very special thanks.

Administering this year's State Final Meet would not be possible without the tremendous contributions of the Harry Gill

Company, Urbana, Modern Business Systems of Champaign and Dekan Athletic Equipment Corp., West Chicago. For the 34th great year, the Harry Gill Company is supplying some track and field equipment used here at O'Brien Stadium. Modern Business Systems has contributed for the 5th year a Savin paper copier, which is used to help speed up the posting of results of the more than 1,000 competitors. Dekan Athletic Equipment Corp. is supplying for the 6th year the digital watches used by the timers.

The IHSA greatly appreciates the sincere interest in the young people of Illinois demonstrated by these firms.

Meet the



Administrative Staff

You May Reach Us By...

Writing: IHSA Office
Box 2715
Bloomington, IL 61702-2715
Calling: (309) 663-6377



LAVERNE L. ASTROTH
Executive Secretary



DAVE FRY
Associate Exec. Secretary



CHARLENE BREMBERG
Asst. Exec. Secretary



OLA BUNDY
Asst. Exec. Secretary



JIM FLYNN
Asst. Exec. Secretary



DON ROBINSON
Asst. Exec. Secretary



Personnel Working This Year's Boys Meet

Honorary Referee:

Bill Brandvold, Mattoon

Referee:

Ron Helberg, Glenview

Starter:

Jerry Parsons, Monticello

Aid to Starter:

Steve Parsons, Monticello

Assistant Starters:

Dean Anderson, LaGrange

Verne Sprehe, Rushville

Clerk of Course:

Bill Brandvold, Mattoon

Assistant Clerks of Course:

Ralph Krupke, Roselle

Alex Rexroat, Oak Park

Elmer Smith, Mattoon

Relay Clerks:

William Anderson, Rantoul

Bob Hout, Newton

Robert Polson, Palos Park

Lary Staudt, Hoffman Estates

Accutrack Operators:

Larry Clear, Gordonville, MO

Don Helberg, Carol Stream

John Polka, Oak Park

Accutrack Film Evaluators:

Dennis Best, Morris

Edward Key, Chicago

Dick Hamann, Carrollton

Head Finish Judges:

Chic Anderson, Palatine

Carlin Nalley, Lisle

Finish Judges:

Russ Attis, Mt. Prospect

Washington Bush, Peoria

John Davis, Glenview

Joe Gross, Clarendon Hills

Chuck Harnisch, Orland Park

Mark A. Jostes, Moweaqua

John McNamee, Peoria

Ed Madix, Decatur

Ron Powell, Alexis

Hal Pritchard, Decatur

Richard Raub, Springfield

Bruce Samoore, Arlington Hts.

Gene Sawalich, Belleville

James Schaive, Ottawa

Gary Scholz, Schaumburg

James Southworth, Marion

Dick Tharp, Normal

Don Vandersnick, Lincoln

Bryan Wilkinson, Granite City

Head Timers:

Charlie Feutz, Schaumburg

Richard Welty, Palatine

Assistant Head Timer:

Gene McFarland, Charleston

Timers:

John Allwood, Riverside

Jerry Blew, Wheaton

Frank Chiodo, Normal

Melvin Everly, Winnetka

Harry Fletcher, Oregon

Dwayne Foote, Libertyville

Pascal Gilmore, Libertyville

Francis Kite, Riverside

Bob LaCroix, Peoria

John Liljah, Moline

Jerry McGuire, Chicago

Brewster Parker, Lincoln

Dave Pasquini, Wheeling

Frank Pitol, Collinsville

Tony Sacco, River Forest

Taylor Thomas, Urbana

Rod White, Centralia

Head Curve & Exchange Inspector:

James E. Johnson, Charleston

Assistant Head, Curve & Exchange

Inspector:

R.B. Garshelis, Charleston

Curve & Exchange Inspectors:

Doug Barclay, Bourbonnais

Charlie Bell, Geneva

Dave Brooks, Olney

Mike Burke, Chicago

Wayne Endicott, Palatine

Bill Gedonius, Oak Park (Saturday

only)

Jim Grimes, Cullom

Chuck Ingram, Harrisburg

Mark McCabe, Sterling

Ed McGuire, Palatine

Carl Manier, Marion

Jim Martin, Wheaton

Lloyd Moma, Blue Mound

Paul Neakrase, Washington

Christopher Perry, Peoria

Floyd Rogers, Crystal Lake

Robert W. Scott, Effingham

Kip Smith, Centralia

Stephen Weckstein, Highland Pk.

Head Pole Vault Judge, Crew #1:

Dwight Simmons, Decatur

Pole Vault Judges, Crew #1:

Chuck Billings, Glen Ellyn

J.J. DeMattei, Centralia

Head Pole Vault Judge, Crew #2:

Glenn Cothorn, Warrenville

Pole Vault Judges, Crew #2:

Ken Helberg, Naperville

Larry Lane, Crystal Lake

Head Pole Vault Judge, Crew #3:

Jim Rexilius, Wheaton

Pole Vault Judges, Crew #3:

Dave Daugherty, Lincoln

Dave DeWeese, Oak Park

Head High Jump Judge, Crew #1:

Paul Kays, Oak Park

High Jump, Crew #1:

Dave Axelrod, Highland Park

Joyce Carlson, Chicago

Stan Martin, Elgin

Head High Jump Judge, Crew #2:

Gene McCarter, East Moline

High Jump, Crew #2:

Jack Herschbach, Chester

David Lee, McLeansboro

John Mills, Bement

Head Long Jump Judge, Crew #1:

Robert Turner, Decatur

Long Jump Judges, Crew #1:

Dale Engelhorn, San Jose

Roger VanDeveer, Mattoon

Head Long Jump Judges, Crew #2:

William Bulat, Milan

Howard D. Morgan, Peoria

Donald L. Schaefer, Charleston

Head Triple Jump Judge, Crew #1:

Al Rosenberger, Jacksonville

Triple Jump Judges, Crew #1:

Art Carlson, Oregon

Gary Coates, Princeton

Virgil McElfresh, Peoria

Dan Moy, Jacksonville

Head Triple Jump Judge, Crew #2:

Ron Campbell, Skokie

Triple Jump Judges, Crew #2:

Tedd Beastall, Oak Park

Warren G. Hoger, Westchester

Steve Lawrence, Oak Park

Graham Updike, Centralia

Head Shot Put Judge, Crew #1:

Kenneth L. Shelhamer, Oak Park

Shot Put Judges, Crew #1:

Leonard W. Burt, Arlington Hts.

Kenneth Johnson, Elgin

Glenn Schwartzwalder,

Carpentersville

Head Shot Put Judge, Crew #2:

Stan Truckenbrod, Glen Ellyn

Shot Put Judges, Crew #2:

Doug Chapman, Belvidere

Thomas Miller, Dundee

Head Discus Throw Judges, Crew #1:

Warren McGhee, Urbana, OH

John Nation, Monticello

Discus Throw Judges, Crew #1:

Emilio Bassy, Columbia

John Harrer, Arthur

Don Kemp, Concord

Wayne Prince, Belleville

Head Discus Throw Judge, Crew #2:

Larry Miller, Ottawa

Discus Throw Judges, Crew #2:

Carl Magsamen, Park Ridge

John Selke, Hoffman Estates

Otis Taylor, Bettendorf, IA

Dennis Winkler, Peoria

Anemometer Operators:

Ron Gummerson, Schaumburg

Arthur Marshall, East St. Louis

Jerry Slack, Wheaton

Ben Ward, Chicago

Announcers:

Lance Johnson, Warrenville

Joe Spagnolo, Westchester

Scorers: Class A & AA:

Darrell Prince, Dolton

Robert Rehberg, Park Forest

Art Sievers, Monticello

Lynn Swango, Monticello

Finish Line Marshall:

Michael Begovich, Melrose Park

Finish Line Recorders:

Harold D. Bowen, Farmington

Kenneth Kite, Arlington Hts.

Seeding Staff Chairman:

Eugene B. Armer, Urbana

Seeding Staff:

Gail Borton, West Frankfort

John Cheney, Oak Park

Lloyd Grafford, East Alton

Jim Lewis, East St. Louis

Leonard E. Wilson, Champaign

Supervisors:

Track Events:

Hank Feldt, Lebanon

Finish Line Flow:

Dennis Best, Morris

Pole Vault:

Glenn Cothorn, Warrenville

Field Events (Except P.V.):

Records, Field Events:

Thomas Hoffman, Plano

Records, Track Events/Awards

Liaison (Saturday):

Willie May, Evanston

Administration & Information:

Larry Ragsdale, Knoxville

(Chairman)

Phil Salzer, Peoria (Co-Chairman)

Walter Elmore, Charleston

Glen Hamilton, Pinckneyville

Press:

James Flynn, Bloomington

David Kidwell, Charleston

Don Kojich, Charleston

Media Assistants:

Chuck Baren, Oak Park

John Beabout, Charleston

Steve Binder, Winfield

Stewart Coleman, Carbondale

Jon Greger, Villa Grove

Steve Hershberger, DeKalb

Gary Hills, Springfield

Wilburn Hutson, Charleston

Susan McCann, Ottawa

Mitch McClure, Paxton

Judy Pinkson, Bloomington

James Quinnlivan, River Forest

Don Vogel, Oak Park

Ron Wrigley, Normal

Jan Yoakum, Springfield

Games Committee:

Roy Gummerson, Oak Park

(Chairman)

Dennis Best, Morris

Hank Feldt, Lebanon

Dick Hamann, Carrollton

Thomas Hoffman, Plano

Edward Key, Chicago

Willie May, Evanston

Phil Salzer, Peoria

Jury of Appeals:

Dennis Best, Morris

Wait Elmore, Charleston

Hank Feldt, Lebanon

Roy Gummerson, Oak Park

Dick Hamann, Carrollton

Glen Hamilton, Pinckneyville

Ron Helberg, Glenview

Thomas Hoffman, Plano

Edward Key, Chicago

Phil Salzer, Peoria

[At least five (5) members of the

above Jury of Appeals must be

present on an appeal.]

Utility Official:

Keith Lowell, Normal

Awards Officials:

H. Fred Curtis

William C. Mitze

Leroy Newton

Dr. Richard E. Stephenson

Dr. David W. Turner

IHSA Staff:

L. L. Astroth

James P. Flynn

Donald K. Robinson

Marilyn Black

Alice Carlson

EIU Representatives:

R.C. Johnson

Ron Paap

Neil Moore

Boys Track State Final Time Schedule

Friday, May 24, 1985 (Preliminaries and Semifinals)

Note: Flights 3 and 4 are scheduled at the site of 1 and 2 respectively in all field events. If another facility becomes available, the Games Committee reserves the right to adjust flight sequence and location.

Class A Field Events Begin at 9:00 a.m.

9:00 a.m.	Pole Vault	- Flight 1 - North Runway (Warmup 8:30 a.m.)
9:30 a.m.	Pole Vault	- Flight 2 - South Runway (Warmup 9:00 a.m.)
10:30 a.m.	Pole Vault	- Flight 3 - North Runway upon completion Flight 1 (Warmup 10:00 a.m.)
9:00 a.m.	High Jump	- Flight 1 - followed by Flight 2 and Flight 3 (Warmup 8:45 a.m.)
9:00 a.m.	Shot Put	- Flight 1 Northwest End Zone (Warmup 8:45 a.m.)
9:00 a.m.	Shot Put	- Flight 2 Northeast End Zone (Warmup 8:45 a.m.)
9:45 a.m.	Shot Put	- Flight 3 Northwest End Zone upon completion Flight 1 (15-minute warmup)
9:45 a.m.	Shot Put	- Flight 4 Northeast End Zone upon completion Flight 2 (15-minute warmup)
9:00 a.m.	Long Jump	- Flight 1 East Side, South Runway (Warmup 8:45 a.m.)
9:00 a.m.	Long Jump	- Flight 2 East Side, North Runway (Warmup 8:45 a.m.)
9:45 a.m.	Long Jump	- Flight 3 East Side, South Runway upon completion Flight 1 (15-minute warmup)
9:45 a.m.	Long Jump	- Flight 4 East Side, North Runway upon completion Flight 2 (15-minute warmup)
10:45 a.m.	Triple Jump	- Flight 1 East Side, North Runway (Warmup 10:30 a.m.)
10:45 a.m.	Triple Jump	- Flight 2 East Side, South Runway (Warmup 10:30 a.m.)
11:45 a.m.	Triple Jump	- Flight 3 East Side, North Runway (15-minute warmup)
11:45 a.m.	Triple Jump	- Flight 4 East Side, South Runway (15-minute warmup)
10:30 a.m.	Discus	- Flight 1 South Circle (Warmup 10:15 a.m.)
10:30 a.m.	Discus	- Flight 2 North Circle (Warmup 10:15 a.m.)
11:15 a.m.	Discus	- Flight 3 South Circle upon completion Flight 1 (15-minute warmup)
11:15 a.m.	Discus	- Flight 4 North Circle upon completion Flight 2 (15-minute warmup)

Class A Running Events Begin at 9:00 a.m.

9:00 a.m.	3200 Meter Relay Prelims (2 heats, qualify top 12 times to finals)
9:24 a.m.	400 Meter Relay Prelims (5 heats, qualify top 8 times to finals)
9:46 a.m.	110 Meter High Hurdles Prelims (4 heats, qualify 4 each heat to semifinals)
9:58 a.m.	100 Meter Dash Prelims (6 heats, qualify 4 each heat to semifinals)
10:18 a.m.	110 Meter High Hurdles Semifinals (2 heats, qualify 4 each heat to finals)
10:24 a.m.	100 Meter Dash Semifinals (4 heats, qualify 2 each heat to finals)
10:36 a.m.	800 Meter Run Prelims (2 heats, qualify top 12 times to finals)
10:48 a.m.	800 Meter Relay Prelims (4 heats, qualify top 8 times to finals)
11:08 a.m.	400 Meter Run Prelims (4 heats, qualify top 8 times to finals)
11:24 a.m.	200 Meter Dash Prelims (6 heats, qualify top 4 each heat to semifinals)
11:48 a.m.	300 Meter Low Hurdles (5 heats, qualify top 8 times to finals)
12:10 p.m.	1600 Meter Run Prelims (2 heats, qualify top 12 times to finals)
12:24 p.m.	200 Meter Dash Semifinals (4 heats, qualify 2 each heat to finals)
12:40 p.m.	1600 Meter Relay Prelims (4 heats, qualify top 8 times to finals)
1:00 p.m.	FINISH TIME

Class AA Field Events Begin at 1:00 p.m.

1:00 p.m.	Pole Vault	- Flight 1 - South Runway (Warmup 12:30 p.m.)
1:30 p.m.	Pole Vault	- Flight 2 - North Runway (Warmup 1:00 p.m.)
2:45 p.m.	Pole Vault	- Flight 3 - South Runway (Warmup 2:15 p.m.)
1:00 p.m.	High Jump	- Flight 1 - (Warmup 12:45 p.m.)
	High Jump	- Flight 2 upon completion Flight 1 (15-minute warmup)
	High Jump	- Flight 3 upon completion Flight 2 (15-minute warmup)
	High Jump	- Flight 4 upon completion Flight 3 (15-minute warmup)
1:00 p.m.	Shot Put	- Flight 1 Northeast End Zone (Warmup 12:45 p.m.)
1:00 p.m.	Shot Put	- Flight 2 Northwest End Zone (Warmup 12:45 p.m.)
1:45 p.m.	Shot Put	- Flight 3 Northeast End Zone upon completion Flight 1 (15-minute warmup)
1:45 p.m.	Shot Put	- Flight 4 Northwest End Zone upon completion Flight 2 (15-minute warmup)
1:00 p.m.	Long Jump	- Flight 1 East Side, North Runway (Warmup 12:45 p.m.)
1:00 p.m.	Long Jump	- Flight 2 East Side, South Runway (Warmup 12:45 p.m.)
1:45 p.m.	Long Jump	- Flight 3 East Side, North Runway upon completion Flight 1 (15-minute warmup)
1:45 p.m.	Long Jump	- Flight 4 East Side, South Runway upon completion Flight 2 (15-minute warmup)
2:30 p.m.	Triple Jump	- Flight 1 East Side, South Runway (Warmup 2:15 p.m.)
2:30 p.m.	Triple Jump	- Flight 2 East Side, North Runway (Warmup 2:15 p.m.)
3:30 p.m.	Triple Jump	- Flight 3 East Side, South Runway upon completion Flight 1 (15-minute warmup)
3:30 p.m.	Triple Jump	- Flight 4 East Side, North Runway upon completion Flight 2 (15-minute warmup)
2:30 p.m.	Discus	- Flight 1 North Circle (Warmup 2:15 p.m.)
2:30 p.m.	Discus	- Flight 2 South Circle (Warmup 2:15 p.m.)
3:15 p.m.	Discus	- Flight 3 North Circle upon completion Flight 1 (15-minute warmup)
3:15 p.m.	Discus	- Flight 4 South Circle upon completion Flight 2 (15-minute warmup)

Class AA Running Events Begin at 1:15 p.m.

1:15 p.m.	3200 Meter Relay Prelims (3 heats, qualify top 12 times to finals)
1:51 p.m.	400 Meter Relay Prelims (6 heats, qualify top 8 times to finals)
2:17 p.m.	110 Meter High Hurdles Prelims (6 heats, qualify 4 each heat to semifinals)
2:35 p.m.	100 Meter Dash Prelims (6 heats, qualify 4 each heat to semifinals)
2:53 p.m.	110 Meter High Hurdles Semifinals (4 heats, qualify 2 each heat to finals)
3:05 p.m.	100 Meter Dash Semifinals (4 heats, qualify 2 each heat to finals)
3:17 p.m.	800 Meter Run Prelims (4 heats, qualify top 12 times to finals)
3:41 p.m.	800 Meter Relay Prelims (5 heats, qualify top 8 times to finals)
4:06 p.m.	400 Meter Run Prelims (6 heats, qualify top 8 times to finals)
4:30 p.m.	200 Meter Dash Prelims (6 heats, qualify top 4 each heat to semifinals)
4:56 p.m.	300 Meter Low Hurdles (6 heats, qualify top 8 times to finals)
5:20 p.m.	1600 Meter Run Prelims (3 heats, qualify top 12 times to finals)
5:41 p.m.	200 Meter Dash Semifinals (4 heats, qualify 2 each heat to finals)
5:57 p.m.	1600 Meter Relay Prelims (6 heats, qualify top 8 times to finals)
6:27 p.m.	FINISH TIME

Note: All fields events will be held outdoors (weather permitting). In case of delays in events using the same facility, the following flight will begin as soon as the previous flight is completed.

Saturday, May 25, 1985

(Finals in all events)

Class AA Field Events


11:00 a.m.	—Long Jump (South Runway), Pole Vault (South Runway), Shot Put (Northwest Circle), High Jump
12:30 p.m.	—Discus (South Field), Triple Jump (North Runway)

Class A Field Events

11:00 a.m.	—Long Jump (North Runway), Pole Vault (North Runway), Shot Put (Northeast Circle)
12:30 p.m.	—Discus (North Field), Triple Jump (South Runway), High Jump

Track Events

12:00 noon	—National Anthem
12:15 p.m.	—Class A 3200 Meter Relay
12:25 p.m.	—Class AA 3200 Meter Relay
12:36 p.m.	—Class A 400 Meter Relay
12:42 p.m.	—Class AA 400 Meter Relay
12:50 p.m.	—Class A 3200 Meter Run
1:02 p.m.	—Class AA 3200 Meter Run—Heat 1
1:16 p.m.	—Class AA 3200 Meter Run—Heat 2
1:34 p.m.	—Class A 110 Meter High Hurdles
1:38 p.m.	—Class AA 110 Meter High Hurdles
1:43 p.m.	—Class A 100 Meter Dash
1:47 p.m.	—Class AA 100 Meter Dash
1:51 p.m.	—Class A 800 Meter Run
1:56 p.m.	—Class AA 800 Meter Run
2:08 p.m.	—Class A 800 Meter Relay
2:15 p.m.	—Class AA 800 Meter Relay
2:29 p.m.	—Class A 400 Meter Dash
2:35 p.m.	—Class AA 400 Meter Dash
2:43 p.m.	—Class A 300 Meter Low Hurdles
2:46 p.m.	—Class AA 300 Meter Low Hurdles
2:54 p.m.	—Class A 1600 Meter Run
3:02 p.m.	—Class AA 1600 Meter Run
3:14 p.m.	—Class A 200 Meter Dash
3:18 p.m.	—Class AA 200 Meter Dash
3:24 p.m.	—Class A 1600 Meter Relay
3:32 p.m.	—Class AA 1600 Meter Relay
3:45 p.m.	—Awards



Class A Team Score Chart

Schools not qualifying for team honors:

- Albion (Edwards County)
- Decatur (St. Teresa)
- Enfield
- Fulton (Unity Christian)
- Grayville
- Kincaid (South Fork)
- Malta
- Raymond (Lincolnwood)
- Sparland

School	Qualifiers to Finals	Long Jump	Pole Vault	High Jump	Shot Put	Triple Jump	Discus	3200 Meter Relay	400 Meter Relay	3200 Meter Run	110 Meter High Hurd.	100 Meter Dash	800 Meter Run	800 Meter Relay	400 Meter Dash	300 Meter Low Hurd.	1600 Meter Run	200 Meter Dash	1600 Meter Relay	Pts.	Place		



All-Time IHSA Boys State Track Meet Multiple Winners

(Excludes 1985)

Year	Competitor, School	Year	Competitor, School	Year	Competitor, School
1893	Jamison, Peoria 50 Yard Dash @ :05.75 100 Yard Dash @ :10.40 220 Yard Dash @ :23.25 One Mile Bicycle @ 2:49.5	1908	Kuhn, Chicago (Wendell Phillips) 50 Yard Dash @ :05.6 100 Yard Dash @ :10.6	1920	Ayers, Hinsdale Class B 50 Yard Dash @ :05.8 100 Yard Dash @ :10.8
	Bell, Chicago (Lake View) 880 Yard Run @ 2:16 One Mile Run @ 5:41.5		Martin, Oak Park 220 Yard Dash @ :23 440 Yard Dash @ :51.8		Meyers, Altona Shot Put @ 45-7 ³ / ₄ Discus Throw @ 130-7
1894	Mattis, Champaign 100 Yard Dash @ :10.8 220 Yard Dash @ :24		Barnes, Oak Park 880 Yard Run @ 2:06.2 Mile Run @ 4:41.4	1921	Baxter, Champaign Class A 50 Yard Dash @ :05.8 100 Yard Dash @ :10.2
	Bohman, Chicago (Lake View) 880 Yard Run @ 2:15.4 One Mile Run @ 5:37.8	1909	Martin, Oak Park 50 Yard Dash @ :05.6 100 Yard Dash @ :10.2		Red Grange, Wheaton Class B 100 Yard Dash @ :10.4 Broad Jump @ 21-5 ¹ / ₄
	Shepard, Chicago (Hyde Park) Shot Put (12 lb.) @ 39-8 Hammer Throw @ 108-0 Baseball Throw @ 347-5		Yates, Galesburg 440 Yard Dash @ :52.5 880 Yard Run @ 2:04.8	1922	Cameron, Evanston Class A 100 Yard Dash @ :10.2 220 Yard Dash @ :22.2
	Herschberger, Peoria Running High Jump @ 5-0 ¹ / ₂ Pole Vault @ 9-0		Byrd, Milford Shot Put @ 49-10 Hammer Throw @ 155-7 Discus Throw @ 113-1 ¹ / ₂		Stewart, Deerfield Shields 120 Yard High Hurdles @ :16.4 220 Yard Low Hurdles @ :26.6
	Cunningham, Cairo Running Broad Jump @ 17-6 Hop, Step & Jump @ 40-0	1910	Yates, Galesburg 440 Yard Dash @ :53 880 Yard Run @ 2:01.4	1922	Dicenzo, Toluca Class B 50 Yard Dash @ :05.8 100 Yard Dash @ :10.6
1895	Randall, Chicago (S. Division) 50 Yard Dash @ :06.6 100 Yard Dash @ :10.8		Byrd, Milford Shot Put @ 48-3 Discus Throw @ 139-5		Carter, Elmwood Shot Put @ 45-4 Discus Throw @ 119-1 ¹ / ₄
	Moran, Canton Standing Broad Jump @ 10-0 ³ / ₄ Shot Put (12 lb.) @ 38-8 ¹ / ₂	1911	Noonan, Decatur 880 Yard Run @ 2:02.6 Mile Run @ 4:37.2	1923	Goodwillie, Chicago (University) Class A 100 Yard Dash @ :10.2 220 Yard Dash @ :21.4
	Stevens, Mattoon High Kick @ 9-2 Pole Vault @ 9-3	1912	Johnson, Chicago (Bowen) 100 Yard Dash @ :10.6 220 Yard Dash @ :22.8	1923	Dicenzo, Toluca Class B 50 Yard Dash @ :05.6 100 Yard Dash @ :10.2
1896	Maclin, DuQuoin 50 Yard Dash @ :05.8 100 Yard Dash @ :10.4		Harvey, Aurora (West) 880 Yard Run @ 2:08 Mile Run @ 4:38.4	1924	None Class A
	Maclin, DuQuoin 50 Yard Dash @ :06 100 Yard Dash @ :10.8 220 Yard Dash @ :25	1913	Irish, Oak Park 50 Yard Dash @ :05.6 100 Yard Dash @ :10.8	1924	Knoop, Chesterfield Class B 50 Yard Dash @ :06 100 Yard Dash @ :10.6
	Sutter, Chicago (Lake View) Shot Put (12 lb.) @ 42-3 ¹ / ₂ Hammer Throw (12 lb.) @ 133-5	1914	Carter, Chicago (University) Class A 100 Yard Dash @ :10.2 220 Yard Dash @ :22.6		Lewis, Carlinville Shot Put @ 50-2 ¹ / ₄ Discus Throw @ 120-2
1898	Bertram, Lewistown 100 Yard Dash @ :10.2 220 Yard Dash @ :24.4		May, Chicago (Lane) Mile Run @ 4:38.8 220 Yard Hurdles @ :28.4	1925	None Class A
	Bonney, Aurora (East) Running High Jump @ 5-6 Standing Broad Jump @ 10-3 ¹ / ₂	1914	Allman, Urbana Hammer Throw @ 138-8 Discus Throw @ 113-11	1925	McDonough, Carrollton Class B 100 Yard Dash @ :11 120 Yard High Hurdles @ :17.4
	Fowler, Aurora (East) Shot Put (12 lb.) @ 42-4 ¹ / ₂ Hammer Throw (12 lb.) @ 112-7	1914	Smart, LaGrange Class B 120 Yard Hurdles @ :17 Running Broad Jump @ 21-8 ³ / ₄		Borsum, Hinsdale 220 Yard Low Hurdles @ :27.4 Running Broad Jump @ 21-3 ¹ / ₄
1899	Bell, Biggsville 50 Yard Dash @ :06 100 Yard Dash @ :10.4 220 Yard Dash @ :23		Husted, Roodhoose Shot Put @ 42-11 Discus Throw @ 124-11	1926	Patterson, Chicago (Tilden) 100 Yard Dash @ No time allowed because of wrong measurement of distance 220 Yard Dash @ :22.1
	Bell, Biggsville 50 Yard Dash @ :05.8 100 Yard Dash @ :10.6 220 Yard Dash @ :18	1915	Floete, Chicago (University) Class A 100 Yard Dash @ :10.6 220 Yard Dash @ :23		Rogers, Chicago (Senn) 120 Yard High Hurdles @ :15.8 220 Yard Low Hurdles @ :24.4
	Dougherty, Biggsville Running High Jump @ 5-11 Standing Broad Jump @ 10-3.6		Allman, Urbana Shot Put @ 46-1 Discus Throw @ 123-8	1927	None
1901	Webster, Chicago (Englewood) 880 Yard Run @ 2:04 One Mile Run @ 4:40	1915	Fey, LaGrange Class B 120 Yard Hurdles @ :17 220 Yard Hurdles @ :26.6	1928	Ralph Metcalfe, Chicago (Tilden) 100 Yard Dash @ :10.5 220 Yard Dash @ :21.1
	Annis, Aurora (West) Quarter Mile Bicycle @ :35.2 Mile Bicycle @ 2:38.6		Baker, El Paso Shot Put @ 44-1 ¹ / ₂ Discus Throw @ 117-10	1929	Ralph Metcalfe, Chicago (Tilden) 100 Yard Dash @ :09.9 220 Yard Dash @ :21.3
1902	Henderson, Chicago (S. Division) 100 Yard Dash @ :10.8 220 Yard Dash @ :24	1916	Powers, Decatur Class A 100 Yard Dash @ :10.4 220 Yard Dash @ :23.4	1930	Ralph Metcalfe, Chicago (Tilden) 100 Yard Dash @ :09.8 220 Yard Dash @ :21.1
1903	Walter Eckersall, Chicago (Hyde Park) 50 Yard Dash @ :05.4 100 Yard Dash @ :10 220 Yard Dash @ :22		Landers, Oregon Class B 120 Yard Hurdles @ :16.4 Pole Vault @ 10-0		Eggleston, Chicago (Hyde Park) 120 Yard High Hurdles @ :16 220 Yard Low Hurdles @ :25.3
	Seay, Anna 50 Yard Dash @ :05.6 100 Yard Dash @ :10.4 220 Yard Dash @ :22.2	1916	Zerwer, Lewis Class C 50 Yard Dash @ :06 100 Yard Dash @ :10.6	1931	None
	Evvard, Pontiac Hammer Throw @ 164-04 Discus Throw @ 116-2		Cram, Evanston 220 Yard Dash @ :25.6 Broad Jump @ 20-0	1932	R. Herman, Oak Park 100 Yard Dash @ :09.7 220 Yard Dash @ :21.2
1905	None	1919	Coffin, Oak Park Class A 100 Yard Dash @ :10.2 220 Yard Dash @ :23.8		Pollard, Chicago (Senn) 120 Yard High Hurdles @ :15.1 220 Yard Low Hurdles @ :24.2
1906	Harrison, Chicago (Crane) 50 Yard Dash @ :05.4 Running Broad Jump @ 21-6	1919	Southard, Edwardsville Class B 50 Yard Dash @ :05.4 100 Yard Dash @ :10.2	1933	W. Rideout, Tuscola Mile Run @ 4:25.2 880 Yard Run @ 1:59.4
1907	Randolph, Oak Park 100 Yard Dash @ :10.4 220 Yard Dash @ :23		Meyers, Altona Shot Put @ 44-2 ¹ / ₂ Discus Throw @ 113-1 ¹ / ₂		L. Spurgeon, Centralia Running High Jump @ 6-5 ¹ / ₄ Broad Jump @ 22-7 ¹ / ₂
		1920	Myer, Chicago (Crane) Class A 50 Yard Dash @ :05.8 100 Yard Dash @ :10.4		J. Freeston, Atlanta Shot Put @ 51-4 Discus Throw @ 125-8
			Kimball, Deerfield Shields 120 Yard Hurdles @ :16.4 220 Yard Hurdles (Low) @ :24.4	1934	R. Packard, Rockford 100 Yard Dash @ :09.9 220 Yard Dash @ :22.6
					L. Spurgeon, Centralia High Jump @ 6-3 (tied) Broad Jump @ 23-7 ³ / ₄
				1935	R. Packard, Rockford 100 Yard Dash @ :10 220 Yard Dash @ :21
				1936	None

All-Time Boys State Track Meet Multiple Winners continued . . . Page 2

Year	Competitor, School
1937	Floss Anders, Moline 100 Yard Dash @ :10 220 Yard Dash @ :22.4
1938	None
1939	Bruce Freeman, Elmhurst (York) Shot Put @ 53-3/4 Discus Throw @ 145-2 Leicester Farmer, Maywood (Proviso) 100 Yard Dash @ :10.3 Broad Jump @ 23-0 1/2
1940	Leicester Farmer, Maywood (Proviso) 100 Yard Dash @ :10 Broad Jump @ 24-0 3/4 John Smith, Des Plaines (Maine) 120 Yard High Hurdles @ :14.8 200 Yard Low Hurdles @ :22.9
1941	John Smith, Des Plaines (Maine) 120 Yard High Hurdles @ :14.2 200 Yard Low Hurdles @ :21.9
1942	George Geyer, Oak Park 100 Yard Dash @ :10.1 220 Yard Dash @ :22
1943	None
1944	John Spink, Winnetka (New Trier) 120 Yard High Hurdles @ :14.7 200 Yard Low Hurdles @ :22.6 Tom Boswell, Evanston 100 Yard Dash @ :10.1 220 Yard Dash @ :21.8
1945	Dick Warfield, Winnetka (New Trier) 120 Yard High Hurdles @ :15 200 Yard Low Hurdles @ :23.0
1946	Bob O'Brien, Des Plaines (Maine) 100 Yard Dash @ :10.1 220 Yard Dash @ :22.7
1947	William Konrad, Oak Park 100 Yard Dash @ :10 220 Yard Dash @ :21.7 Joe Peterson, Oak Park Shot Put @ 49-9 1/2 Discus Throw @ 152
1948	Leonard Sykes, Chicago (Phillips) 100 Yard Dash @ :10.4 220 Yard Dash @ :23.2
1949	Bob Ulrich, Hinsdale 100 Yard Dash @ :10.1 220 Yard Dash @ :22.5 Wayne Veith, LaGrange (Lyons) 120 Yard High Hurdles @ :14.8 High Jump @ 5-11 3/4 (tied)
1950	None
1951	Ira Murchison, Chicago (Phillips) 100 Yard Dash @ :10.0 220 Yard Dash @ :22.6 Willie Stevens, Chicago (Phillips) 120 Yard High Hurdles @ :14.5 180 Yard Low Hurdles @ :19.8
1952	None
1953	None
1954	James Franzen, Highland Park 100 Yard Dash @ :10.1 220 Yard Dash @ :21.9
1955	Vernon Estes, North Chicago 100 Yard Dash @ :10.3 220 Yard Dash @ :21.7 Willie May, Blue Island 120 Yard High Hurdles @ :14.5 180 Yard Low Hurdles @ :19.5
1956	John Lattimore, Chicago (Phillips) 220 Yard Dash @ :20.9 440 Yard Dash @ :48.8
1957	Fred Macklin, Chicago Hts. (Bloom) 440 Yard Dash @ :48.9 Broad Jump @ 22-6 1/2 Mike Pyle, Winnetka (New Trier) Shot Put @ 58-3 1/2 Discus Throw @ 159-3 1/2
1958	None
1959	None
1960	B. B. Gater, Alton (Sr.) 100 Yard Dash @ :10.4 220 Yard Dash @ :23.4
1961	None
1962	Tom Atkinson, LaGrange (Lyons) 100 Yard Dash @ :10.1 Broad Jump @ 24-0 1/2
1963	None
1964	None

Year	Competitor, School
1965	Michael Butler, Champaign 120 Yard High Hurdles @ :14.8 180 Yard Low Hurdles @ :20.1 Bruce Aiken, Taylorville 100 Yard Dash @ :10.5 220 Yard Dash @ :22.3 Roy Houston, Evanston (Twp.) 440 Yard Dash @ :48.7 Broad Jump @ 22-11 1/4
1966	Allen Deppe, Campbell Hill (Trico) 100 Yard Dash @ :09.9 220 Yard Dash @ :21.2
1967	Ronald Draper, Chicago (Harlan) 120 Yard High Hurdles @ :14.1 180 Yard Low Hurdles @ :18.9 Mike Goodrich, East St. Louis (Sr.) 100 Yard Dash @ :09.7 220 Yard Dash @ :20.9
1968	Greg Johnson, East St. Louis (Lincoln) 120 Yard High Hurdles @ :14.0 180 Yard Low Hurdles @ :19.4
1969	Merlyn Hood, East Moline (United) 100 Yard Dash @ :09.7 220 Yard Dash @ :21.8
1970	Howard Jones, Evanston 100 Yard Dash @ :09.5 220 Yard Dash @ :21.5
1971	David Merrick, New Lenox (Lincoln-Way) Two Mile Run @ 8:48.9 Mike Run @ 4:07.4 Howard Jones, Evanston 100 Yard Dash @ :09.7 220 Yard Dash @ :21.3
1972	Craig Virgin, Lebanon Two Mile Run @ 8:51.9 Mike Run @ 4:09.2 Howard Jones, Evanston 100 Yard Dash @ :09.5 220 Yard Dash @ :21.2
1973	Mike McFarland, Chicago (Parker) 100 Yard Dash @ :09.5 220 Yard Dash @ :20.9
1974	Ron Sterrenberg, LaGrange (Lyons) 120 Yard High Hurdles @ :13.8 330 Yard Low Hurdles @ :36.9 Joe Stewart, Evanston 100 Yard Dash @ :09.7 220 Yard Dash @ :21.6

Class AA Boys Track Multiple Winners

* = Record (I) = IHSA Record (P) = Prep Record


Year	Competitor, School
1975	Greg Foster, Maywood (Proviso East) 120 High Hurdles @ :13.47 330 Low Hurdles @ :36.0* (I)
1978	Duane Bibbie, Harvey (Thornton) Long Jump @ 24-3 1/4 Triple Jump @ 49-3 1/4
1978	Tom Graves, Orland Park (Sandburg) Mile @ 4:09.37 Two-Mile @ 9:06.91
1979	Bob McGee, Evanston, (Twp.) 100 Dash @ :09.51 120 High Hurdles @ :13.87 330 Low Hurdles @ :36.94
1981	Wallace Spearmon, Blue Island (Eisenhower) 100 Dash @ :09.95 (WA) 200 Dash @ :21.53
1982	Barry Malloy, East St. Louis (Lincoln) 110 High Hurdles @ :13.98 (wind-aided) Long Jump @ 23-5 1/4
1982	Gary Kostrubala, Chicago (Marist) Shot @ 61-3 1/2 Discus @ 184-2* (I)
1982	Albert Robinson, Chicago (Hales Franciscan) 100 Dash @ :10.39 (wind-aided) 200 Dash @ :21.56*
1983	Kelly Reed, Chicago (Kenwood) 100 Dash @ :10.53 200 Dash @ :21.64
1984	Tim Simon, Maywood (Proviso East) Long Jump @ 25-0 1/4 (WA) 400 Dash @ :47.48
1984	Thomas, Adams, Rock Island (H.S.) 200 Dash @ :21.56 (WA) 100 Dash @ :10.40

Class A Boys Track Multiple Winners

* = Record (I) = IHSA Record (P) = Prep Record

Year	Competitor, School
1975	Mark Claypool, Maple Park (Kaneland) Triple Jump @ 46-0 1/4* 440 Dash @ :49.08*
1975	Steve Safranski, Granville (Putnam County) Long Jump @ 22-11* 220 Dash @ :21.94*
1976	Steve Safranski, Granville (Putnam County) Long Jump @ 23-3 1/4* 100 Dash @ :09.95*
1976	Reo Rorem, Gilman Mile @ 4:18.65 Two-Mile @ 9:11.44*
1976	Brent Barth, Peru (St. Bede) 120 High Hurdles @ :14.52 330 Low Hurdles @ :38.00*
1977	Mark Claypool, Maple Park (Kaneland) Long Jump @ 22-3 3/4 440 Dash @ :47.18* (I)
1977	Tom Clennon, Minooka Mile @ 4:21.12 Two-Mile @ 9:22.42
1978	Mike Simpson, Casey 100 Dash @ :09.85 (wind-aided) 220 Dash @ :22.19
1979	Dan Jeffers, Rochester Long Jump @ 23-6 3/4 100 Dash @ :09.98
1980	Mike Conley, Chicago (Luther South) Long Jump @ 21-11 Triple Jump @ 47-3 1/4
1980	Steve Buchholz, Paxton 100 Dash @ :10.97 200 Dash @ :22.06
1981	Mike Conley, Chicago (Luther South) Long Jump @ 23-2 1/4 Triple Jump @ 50-9* (I) 100 Dash @ :10.64 (wind-aided) 200 Dash @ :22.26
1981	John McCarthy, Buffalo (Tri-City) 110 High Hurdles @ :14.33 (wind-aided) 300 Low Hurdles @ :37.75
1982	John Jacobson, Cornell 1600 Run @ 4:20.24 3200 Run @ 9:17.69
1982	John McCarthy, Buffalo (Tri-City) 300 Low Hurdles @ :37.89 110 High Hurdles @ :14.39 (wind-aided)
1983	Kip Wright, Cairo Long Jump @ 22-5 1/4 Triple Jump @ 46-10 1/2 John Jacobson, Cornell 1600 Run @ 4:19.04* 3200 Run @ 9:12.55*
1984	Sean Canaday, Riverton Shot @ 57-7 Discus @ 177-1
1984	Tom Mowatt, Chicago (The Latin School) Long Jump @ 22-8 3/4 Triple Jump @ 46-3 1/2

**SPORTSMANSHIP
IS IN THE FAST TRACK
RUN FOR IT**




© WALT DISNEY PRODUCTIONS

N National Mascot of High School Sports

Boys Class A Competitors By Flight

(Boys Class A Competitors Wear Numbers on White)

(Note: Top 8 qualify for Finals.)



LONG JUMP

How To Score The Finals

Final Place	1st	2nd	3rd	4th	5th	6th	7th	8th
Team Points	10	8	6	5	4	3	2	1

Event Data

	Class A	Class AA
Total Qualifiers	32	39
Total Regular Qualifiers	32	32
Total Extra Qualifiers	0	7
No. of Flights	4	4

Records

Long Jump

PREP—25-9½ by Gerald Hardeman, Fresno (Edison), CA, 1972

IHSA—24-6¼ by Oscar Wallace, Alton (Sr.), 1969

Class A—23-3¼ by Steve Safranski, Granville (Putnam County), 1976

Class AA—24-4¼ by Larry Perry, Alton (Sr.), 1975

Class A Sectional Bests

22-7½	Brian Radke (Sr.) Gridley
22-6¾	Phil Boeckman (Sr.) Breese (Mater Dei)
*22-3¼	Tom Mowatt (Sr.) Chicago (The Latin School) (22-8¾)
22-3	Dave King (So.) South Beloit
21-10¾	Paul Rodgers (Jr.) Rochester
21-7¾	Jeff Query (Sr.) Maroa (M.-Forsyth)
21-7¼	Paul Beegle (Jr.) Stillman Valley
21-7	Tony Scott (Jr.) Stronghurst (Southern)
21-6¾	Phil Steinmetz (Sr.) Christopher
21-6½	Shawn Welti (Jr.) Kewanee (H.S.)

Class AA Sectional Bests

23-5	Andre Love (Sr.) Westchester (St. Joseph)
23-3	Paul Jones (Jr.) Joliet (West)
23-2	Bobby Brooks (Sr.) Danville (H.S.)
23-1½	Bannon Hayes (Sr.) Rock Island (H.S.)
22-11	Charles Parker (Sr.) Oak Park (O.P.-River Forest)
22-3¾	Eric Graves (Sr.) Granite City
22-3½	Fred Albright (So.) Normal (Community)
22-3½	Alvin Campbell (So.) Oak Park (O.P.-River Forest)
22-2½	Eric Felix (Sr.) Danville (H.S.)
22-2¼	John Seamon (Sr.) Springfield (H.S.)
22-2¼	Rod McClinton (Sr.) Joliet (West)

*Defending champion

FLIGHT NO. 1

Order	No.	Competitor, School	Place	Mark
1	121	Randall Zindars (Sr.) Armstrong	_____	_____
2	153	Bryant Martin (Jr.) St. Anne	_____	_____
3	52	Steve Gragert (Sr.) Flora	_____	_____
4	65	Jamie Craven (Sr.) Oakland	_____	_____
5	555	Steve Newell (Sr.) Carthage (Hancock Central)	_____	_____
6	361	Tim Gusewelle (Jr.) Staunton	_____	_____
7	405	Rod Jaques (Jr.) Tampico	_____	_____
8	340	David Wolfley (Jr.) Carrollton	_____	_____
9			_____	_____
10			_____	_____
11			_____	_____
12			_____	_____

FLIGHT NO. 2

Order	No.	Competitor, School	Place	Mark
1	167	Eric Stroyan (Sr.) Mendota	_____	_____
2	12	Dennis Schumaker (Sr.) Eureka	_____	_____
3	554	Kelly Swift (Sr.) Camp Point (Central)	_____	_____
4	314	Mark Ruscin (Jr.) Sullivan	_____	_____
5	618	Lamont White (So.) Lisle (Sr.)	_____	_____
6	668	Jay Scott (Sr.) Monmouth (H.S.)	_____	_____
7	488	Kurt Antonacci (Sr.) Riverton	_____	_____
8	258	Brian Mifflin (Jr.) DuQuoin	_____	_____
9			_____	_____
10			_____	_____
11			_____	_____
12			_____	_____

FLIGHT NO. 3

Order	No.	Competitor, School	Place	Mark	Order	No.	Competitor, School	Place	Mark
1	397	LeRoy Young (Sr.) Savanna	_____	_____	7	96	Shawn Welti (Jr.) Kewanee (H.S.)	_____	_____
2	203	Steve Bryson (Sr.) Yorkville	_____	_____	8	248	Phil Steinmetz (Sr.) Christopher	_____	_____
3	117	Mike Merkley (Sr.) Tiskilwa	_____	_____	9			_____	_____
4	503	Matt Chamness (Sr.) Anna (A.-Jonesboro)	_____	_____	10			_____	_____
5	295	Paul Richards (Sr.) Danville (Schlarman)	_____	_____	11			_____	_____
6	458	Jeff Schade (Sr.) Saunemin	_____	_____	12			_____	_____

FLIGHT NO. 4

Order	No.	Competitor, School	Place	Mark	Order	No.	Competitor, School	Place	Mark
1	678	Tony Scott (Jr.) Stronghurst (Southern)	_____	_____	7	507	Phil Boeckman (Sr.) Breesee (Mater Dei)	_____	_____
2	237	Paul Beegle (Jr.) Stillman Valley	_____	_____	8	415	Brian Radke (Sr.) Gridley	_____	_____
3	25	Jeff Query (Sr.) Maroa (M.-Forsyth)	_____	_____	9			_____	_____
4	491	Paul Rodgers (Jr.) Rochester	_____	_____	10			_____	_____
5	236	Dave King (So.) South Beloit	_____	_____	11			_____	_____
6	604	Tom Mowatt (Sr.) Chicago (The Latin School)	_____	_____	12			_____	_____



Boys Class AA Competitors By Flight

(Boys Class AA Competitors Wear Numbers on Blue.)

(Note: Top 8 qualify for Finals.)

FLIGHT NO. 1 -- North Runway

Order	No.	Competitor, School	Place	Mark
1	599	Adam Hill (Sr.) Addison (A.-Trail)	_____	_____
2	748	J.T. Reed (Sr.) Chicago (Carver)	_____	_____
3	628	Bob Koss (Jr.) St. Charles (H.S.)	_____	_____
4	746	Ernest Jordon (Jr.) Chicago (Calumet)	_____	_____
5	420	Mark Byars (Jr.) Salem	_____	_____
6	134	Vincent Williamson (Sr.) Joliet (West)	_____	_____
7	530	Josh Bracken (Sr.) Winnetka (New Trier)	_____	_____
8	416	Doug Killebrew (Sr.) Murphysboro	_____	_____
9			_____	_____
10			_____	_____
11			_____	_____
12			_____	_____

FLIGHT NO. 2 -- South Runway

Order	No.	Competitor, School	Place	Mark
1	288	Jeff Szamlewski (Jr.) McHenry (H.S.)	_____	_____
2	79	Eric Gray (Sr.) Kankakee (Sr.)	_____	_____
3	92	Dave Bucholz (Sr.) Olympia Fields (Rich Central)	_____	_____
4	683	Napoleon Fisher (Sr.) Harvey (Thornton)	_____	_____
5	280	Melvin Crawford (Sr.) Freeport (H.S.)	_____	_____
6	825	Tony Owens (Sr.) Chicago (Taft)	_____	_____
7	741	Henry Cook (Sr.) Zion (Z.-Benton)	_____	_____
8	364	Charlie Harmke (Sr.) Rolling Meadows (H.S.)	_____	_____
9	15	Cedric Washington (Sr.) East St. Louis (Lincoln)	_____	_____
10	717	Todd Jungenberg (Sr.) Mundelein (Carmel for Boys)	_____	_____
11			_____	_____
12			_____	_____


FLIGHT NO. 3 - North Runway

Order	No.	Competitor, School	Place	Mark
1	671	Daryl Foster (Sr.) Dolton (Thornridge)	_____	_____
2	363	Jeff Guilfoile (Sr.) Palatine (H.S.)	_____	_____
3	106	Tracey Drew (Jr.) Aurora (East)	_____	_____
4	428	Tom Jones (Sr.) Jacksonville (H.S.)	_____	_____
5	529	Charles Young (Jr.) Winnetka (New Trier)	_____	_____
6	195	Adrian Ritchie (Jr.) Rock Island (Alleman)	_____	_____
7	745	Tom Baker (Jr.) Chicago (Calumet)	_____	_____
8	123	Bob Olesen (Sr.) Downers Grove (South)	_____	_____
9	465	Johnny Williams (Sr.) Peoria (Woodruff)	_____	_____
10	120	Steve Peregoy (Sr.) Downers Grove (North)	_____	_____
11			_____	_____
12			_____	_____

FLIGHT NO. 4 - South Runway

Order	No.	Competitor, School	Place	Mark
1	133	Rod McClinton (Sr.) Joliet (West)	_____	_____
2	469	John Seamon (Sr.) Springfield (H.S.)	_____	_____
3	238	Eric Felix (Sr.) Danville (H.S.)	_____	_____
4	591	Alvin Campbell (So.) Oak Park (O.P.-River Forest)	_____	_____
5	257	Fred Albright (So.) Normal (Community)	_____	_____
6	39	Eric Graves (Sr.) Granite City	_____	_____
7	587	Charles Parker (Sr.) Oak Park (O.P.-River Forest)	_____	_____
8	204	Bannon Hayes (Sr.) Rock Island (H.S.)	_____	_____
9	235	Bobby Brooks (Sr.) Danville (H.S.)	_____	_____
10	131	Paul Jones (Jr.) Joliet (West)	_____	_____
11	596	Andre Love (Sr.) Westchester (St. Joseph)	_____	_____
12			_____	_____

POLE VAULT PITS



POLE VAULT

How To Score The Finals

Final Place	1st	2nd	3rd	4th	5th	6th	7th	8th
Team Points	10	8	6	5	4	3	2	1

Event Data

	Class A	Class AA
Total Qualifiers	35	36
Total Regular Qualifiers	35	32
Total Extra Qualifiers	0	4
No. of Flights	3	3

Records

Pole Vault

- PREP—17-9½ by Joe Dial, Marlow (H.S.), OK, 1981
- IHSA—16-0¼ by Bob Dandino, Chicago Hts. (Bloom), 1980 (Finals)
- Class A—14-9¼ by Jim Russell, Wheaton (St. Francis), 1982 (Finals)
- Class AA—16-0¼ by Bob Dandino, Chicago Hts. (Bloom), 1980 (Finals)

Class A Sectional Bests

- 13-10 Mark Yochum (Sr.) Waterloo (H.S.)
- 13-8 Tom Oksas (Sr.) Maple Park (Kaneland)
- 13-6 Shawn Mullens (Sr.) Carthage (Hancock Cen.)
- 13-6 Glenn Carnell (Sr.) Maple Park (Kaneland)
- 13-3 Bill Toland (Jr.) Rushville
- 13-0 Dennis Stefanowicz (Sr.) Norridge (Ridgewood)
- 13-0 Mike Keller (Sr.) Mahomet (M.-Seymour)
- 13-0 Erick Wahlgren (Jr.) Princeton
- 13-0 Shawn Johnson (Jr.) Oneida (ROVA)
- 13-0 Dan Sachtleben (Sr.) Red Bud

Class AA Sectional Bests

- *15-7 Mike Murray (Sr.) Sterling (H.S.) (15-0)
- 15-6 Mike Michaels (Sr.) Rolling Meadows (H.S.)
- 15-5¾ Dean Starkey (Sr.) Des Plaines (Maine West)
- 15-5 Mike Heidecke (Sr.) Elmhurst (York)
- 14-9 Clint Turner (Sr.) Mt. Vernon
- 14-6¼ Pete Schaller (Jr.) Northbrook (Glenbrook No.)
- 14-6 Eric Holm (Sr.) Hinsdale (Central)
- 14-6 Larry Fisher (Sr.) Mt. Vernon
- 14-6 Mike Stuber (Sr.) Canton

*Defending champion

Boys Class A Competitors By Flight

(Boys Class A Competitors Wear Numbers on White)
(Note: Top 8 qualify for Finals.)

FLIGHT NO. 1

Order	No.	Competitor, School	Place	Mark
1	65	Jamie Craven (Sr.) Oakland	_____	_____
2	540	Dan Sachtleben (Sr.) Red Bud	_____	_____
3	102	Shawn Johnson (Jr.) Oneida (ROVA)	_____	_____
4	179	Erick Wahlgren (Jr.) Princeton	_____	_____
5	300	Mike Keller (Sr.) Mahomet (M.-Seymour)	_____	_____
6	633	Dennis Stefanowicz (Sr.) Norridge (Ridgewood)	_____	_____
7	581	Bill Toland (Jr.) Rushville	_____	_____
8	229	Glenn Carnell (Sr.) Maple Park (Kaneland)	_____	_____
9	556	Shawn Mullens (Sr.) Carthage (Hancock Central)	_____	_____
10	228	Tom Oksas (Sr.) Maple Park (Kaneland)	_____	_____
11	544	Mark Yochum (Sr.) Waterloo (H.S.)	_____	_____
12			_____	_____


FLIGHT NO. 2

Order	No.	Competitor, School	Place	Mark
1	372	Mike Foster (Jr.) Erie	_____	_____
2	617	Edward Doolley (So.) Lisle (Sr.)	_____	_____
3	11	Dan Newkirk (Sr.) El Paso	_____	_____
4	247	Brent Culp (So.) Cartersville	_____	_____
5	349	Steve Longmeyer (Fr.) Greenfield	_____	_____
6	2	Doug Benz (Sr.) Clinton	_____	_____
7	84	Dennis Jensen (Jr.) Atkinson	_____	_____
8	297	Jerry Fisher (Jr.) Deland (D.-Weldon)	_____	_____
9	482	Lance Caplinger (Sr.) Moweaqua	_____	_____
10	658	Rich Hedges (So.) Glasford (Illini Bluffs)	_____	_____
11	251	Darrin Fourez (Jr.) Christopher	_____	_____
12	456	Neil Christopher (Sr.) Pontiac	_____	_____

FLIGHT NO. 3

Order No.	Competitor, School	Place	Mark	Order No.	Competitor, School	Place	Mark
1	669 Mark Pace (Jr.) Monmouth (H.S.)	_____	_____	7	159 Tom Franklin (Sr.) Watseka	_____	_____
2	162 Bruce Block (Jr.) Watseka	_____	_____	8	476 Scott Shasteen (Sr.) Macon	_____	_____
3	48 Jim Rankin (Fr.) Casey	_____	_____	9	469 Doug Baker (Sr.) Auburn	_____	_____
4	396 Jerry Waldron (Jr.) Prophetstown	_____	_____	10	184 Dave Johnson (Sr.) Seneca	_____	_____
5	395 Andie Edie (Sr.) Prophetstown	_____	_____	11	434 Bill Smith (So.) Kankakee (McNamara)	_____	_____
6	341 Dale Baldes (Jr.) Carrollton	_____	_____	12	433 Matt Brady (Jr.) Kankakee (McNamara)	_____	_____

POLE VAULT PITS



Boys Class AA Competitors By Flight

(Boys Class AA Competitors Wear Numbers on Blue.)
(Note: Top 8 qualify for Finals.)

FLIGHT NO. 1

Order No.	Competitor, School	Place	Mark
1	613 Brad Miller (So.) Glen Ellyn (Glenbard West)	_____	_____
2	553 Eric Ottoson (Sr.) Elmhurst (York)	_____	_____
3	377 Jeff Shurtz (Jr.) Benton	_____	_____
4	630 Greg Upshaw (Sr.) West Chicago (H.S.)	_____	_____
5	165 Mike Stuber (Sr.) Canton	_____	_____
6	410 Larry Fisher (Sr.) Mt. Vernon	_____	_____
7	562 Eric Holm (Sr.) Hinsdale (Central)	_____	_____
8	521 Pete Schaller (Jr.) Northbrook (Glenbrook North)	_____	_____
9	409 Clint Turner (Sr.) Mt. Vernon	_____	_____
10	557 Mike Heidecke (Sr.) Elmhurst (York)	_____	_____
11	505 Dean Starkey (Sr.) Des Plaines (Maine West)	_____	_____
12	365 Mike Michaels (Sr.) Rolling Meadows (H.S.)	_____	_____
13	213 Mike Murray (Sr.) Sterling (H.S.)	_____	_____

FLIGHT NO. 2

Order No.	Competitor, School	Place	Mark
1	714 Emery Buchner (Jr.) Libertyville	_____	_____
2	696 Gary Huppert (Sr.) South Holland (Thornwood)	_____	_____
3	426 Tim Roberts (Sr.) East Peoria	_____	_____
4	431 Mike Danner (Jr.) Metamora	_____	_____
5	192 Tim Mezel (Sr.) Ottawa (Twp.)	_____	_____
6	344 Tyrone Hardaman (Sr.) Hoffman Estates (H.S.)	_____	_____
7	52 Joe Labuda (Sr.) Chicago Hts. (Bloom)	_____	_____
8	614 Terry Feely (Jr.) Glen Ellyn (Glenbard West)	_____	_____
9	116 Brant Schanlaber (Sr.) Aurora (West)	_____	_____
10	37 Greg Magac (Sr.) Edwardsville (Sr.)	_____	_____
11	279 Steve Johnson (Sr.) DeKalb	_____	_____
12	19 Bernard Hunter (Sr.) East St. Louis (Lincoln)	_____	_____

FLIGHT NO. 3

Order No.	Competitor, School	Place	Mark	Order No.	Competitor, School	Place	Mark
1	834 Antonio Wiltz (So.) Chicago (Young)	_____	_____	7	275 Tom Kolar (Sr.) Crystal Lake (Central)	_____	_____
2	781 Mario Lopez (Fr.) Chicago (Lake View)	_____	_____	8	259 Sean Funk (Fr.) Normal (Community)	_____	_____
3	797 Tyrone Ferrell (Jr.) Chicago (Lane Tech.)	_____	_____	9	258 Joe Bradford (Jr.) Normal (Community)	_____	_____
4	685 John Ryan (So.) Oak Lawn (Community)	_____	_____	10	153 Tim Mohns (Sr.) Naperville (North)	_____	_____
5	833 Douglas Thomas (So.) Chicago (Young)	_____	_____	11	72 Tracy McDowell (Sr.) Flossmoor (Homewood-F.)	_____	_____
6	715 Mark Rodell (Jr.) Libertyville	_____	_____	12		_____	_____

Boys Class A Competitors By Flight

(Boys Class A Competitors Wear Numbers on White)
(Note: Top 8 qualify for Finals.)



HIGH JUMP

How To Score The Finals

Final Place 1st 2nd 3rd 4th 5th 6th 7th 8th
Team Points 10 8 6 5 4 3 2 1

Event Data

	Class A	Class AA
Total Qualifiers	36	58
Total Regular Qualifiers	34	34
Total Extra Qualifiers	2	24
No. of Flights	3	4

Records

High Jump

PREP—7-5¼ by Dotherl Edwards, Athens (Cedar Shoals, GA, 1984 and Tom Smith, Heyworth, IL, May 4, 1985

IHSA—7-3¼ by Gail Olson, Sycamore, 1977

Class A—7-0 by Tom Smith, Heyworth, 1984 (Finals)

Class AA—7-3¼ by Gail Olson, Sycamore, 1977

Class A Sectional Bests

*7-4	Tom Smith (Sr.) Heyworth (7-0)
6-6	Sean Anderson (Sr.) Westville
6-6	David Paul (Sr.) Monmouth (H.S.)
6-6	Tom Meier (Sr.) Altamont
6-6	Jerry Giberson (Sr.) Warrensburg (W.-Latham)
6-6	Dennis Schumacher (Sr.) Eureka
6-5	Jerry Kane (Sr.) Freeport (Aquino)
6-5	Dave Petersen (Sr.) Waterman
6-5	Craig Genisio (Sr.) Woodhull (Alwood)
6-5	Bob Burkhead (Sr.) Seneca
6-5	David Heady (Sr.) Woodhull (Alwood)

Class AA Sectional Bests

6-10	Eric Graves (Sr.) Granite City
6-10	Josh Bracken (Sr.) Winnetka (New Trier)
6-9¼	Lanny Dillavou (Sr.) Downers Grove (North)
6-8	John Cole (So.) Arlington Hts. (Forest View)
6-8	Kyle Collins (Sr.) Rock Island (H.S.)
6-7	Ron Ruffin (Sr.) Chicago Hts. (Bloom)
6-7	Kelly Williams (Sr.) Chicago Hts. (Bloom)
6-7	Scott Ahart (Sr.) Edwardsville (Sr.)
6-7	Elbert Robinson (Sr.) East St. Louis (Sr.)
6-6¾	Bruce Reynolds (So.) Naperville (North)
*6-6	Paul Wiechern (Sr.) South Holland (Thornwood) (6-8)

*Defending champion

FLIGHT NO. 1

Order	No.	Competitor, School	Place	Mark
1	350	Shell Whittaker (Sr.) Jacksonville (ISD)	_____	_____
2	120	David Heady (Sr.) Woodhull (Alwood)	_____	_____
3	180	Bob Burkhead (Sr.) Seneca	_____	_____
4	119	Craig Genisio (Sr.) Woodhull (Alwood)	_____	_____
5	196	Dave Petersen (Sr.) Waterman	_____	_____
6	221	Jerry Kane (Sr.) Freeport (Aquino)	_____	_____
7	12	Dennis Schumacher (Sr.) Eureka	_____	_____
8	34	Jerry Giberson Warrensburg (W.-Latham)	_____	_____
9	40	Tom Meier (Sr.) Altamont	_____	_____
10	670	David Paul (Sr.) Monmouth (H.S.)	_____	_____
11	324	Sean Anderson (Sr.) Westville	_____	_____
12	16	Tom Smith (Sr.) Heyworth	_____	_____

FLIGHT NO. 2

Order	No.	Competitor, School	Place	Mark
1	574	Eric Waddell (Sr.) Mt. Sterling (Brown Co.)	_____	_____
2	478	Greg McKinney (Sr.) Morrisonville	_____	_____
3	259	Monte Kuhnert (Sr.) DuQuoin	_____	_____
4	234	Mark Myers (Sr.) Oregon	_____	_____
5	154	Richard Nevils (Sr.) St. Anne	_____	_____
6	399	Ron Arb (Sr.) Savanna	_____	_____
7	302	Thad Stoerger (So.) Monticello	_____	_____
8	10	Jeff Clements (Sr.) El Paso	_____	_____
9	671	Les Warden (Sr.) Monmouth (H.S.)	_____	_____
10	657	Jeff Skaggs (Sr.) Farmington (F. East)	_____	_____
11	619	Eric Swanson (Sr.) Lisle (Sr.)	_____	_____
12	363	Mike Hamman (Sr.) Virdeen	_____	_____

FLIGHT NO. 3

Order	No.	Competitor, School	Place	Mark	Order	No.	Competitor, School	Place	Mark
1	445	Steve Van Noord (Sr.) Lansing (Illina Christian)	_____	_____	7	410	Dave Wigent (Sr.) Braidwood (Reed Custer)	_____	_____
2	435	Kurt Cassidy (So.) Kankakee (McNamara)	_____	_____	8	123	Jeff Fourez (Sr.) Bismarck (B.-Henning)	_____	_____
3	370	Chris Lohse (Sr.) Erie	_____	_____	9	470	Eric Neumann (Sr.) Auburn	_____	_____
4	542	Joe Pocreba (So.) Trenton (Wesclin)	_____	_____	10	54	Eric Cox (Sr.) Louisville (North Clay)	_____	_____
5	516	Craig Dellamano (Sr.) Edwardsville (Metro-East-Lutheran)	_____	_____	11	279	Dave Flatt (Sr.) Sesser (S.-Valier)	_____	_____
6	557	Rod Rhodes (Sr.) Carthage (Hancock Central)	_____	_____	12	618	Lamont White (So.) Lisle (Sr.)	_____	_____



Boys Class AA Competitors By Flight

(Boys Class AA Competitors Wear Numbers on Blue.)

(Note: Top 8 qualify for Finals.)

FLIGHT NO. 1

Order	No.	Competitor, School	Place	Mark
1	432	Kevin Gray (Sr.) Metamora	_____	_____
2	697	Paul Wiechern (Sr.) South Holland (Thornwood)	_____	_____
3	408	James Dugan (So.) Mattoon	_____	_____
4	222	Ed Armstrong (So.) Bloomington (H.S.)	_____	_____
5	154	Bruce Reynolds (So.) Naperville (North)	_____	_____
6	29	Elbert Robinson (Sr.) East St. Louis (Sr.)	_____	_____
7	38	Scott Ahart (Sr.) Edwardsville (Sr.)	_____	_____
8	47	Kelly Williams (Jr.) Chicago Hts. (Bloom)	_____	_____
9	53	Ron Ruffin (Sr.) Chicago Hts. (Bloom)	_____	_____
10	205	Kyle Collins (Sr.) Rock Island (H.S.)	_____	_____
11	321	John Cole (So.) Arlington Hts. (Forest View)	_____	_____
12	121	Lanny Dillavou (Sr.) Downers Grove (North)	_____	_____
13	530	Josh Bracken (Sr.) Winnetka (New Trier)	_____	_____
14	39	Eric Graves (Sr.) Granite City	_____	_____

FLIGHT NO. 2

Order	No.	Competitor, School	Place	Mark
1	66	Mike Paul (Sr.) Crete (C.-Monee)	_____	_____
2	242	Gerry Melzer (Sr.) Decatur (Eisenhower)	_____	_____
3	221	Ed Maple (Sr.) Bloomington (H.S.)	_____	_____
4	194	Ron Ferneau (Sr.) Rock Falls	_____	_____
5	391	Chad Williams (So.) Centralia	_____	_____
6	303	Tim Mayhorn (Sr.) Rockford (East)	_____	_____
7	564	Dan Price (Jr.) Hillside (Proviso West)	_____	_____
8	20	Jose Ward (Sr.) East St. Louis (Lincoln)	_____	_____
9	6	Craig Ackermann (Jr.) Belleville (West)	_____	_____
10	471	Wali Rahim (Sr.) Springfield (Lanphier)	_____	_____
11	333	Steve Cusson (Sr.) Cary (C.-Grove)	_____	_____
12	523	Kevin Dowd (Sr.) Park Ridge (Maine East)	_____	_____
13	429	Kevin Ankrom (Jr.) Jacksonville (H.S.)	_____	_____
14	332	Brian Maiman (Sr.) Cary (C.-Grove)	_____	_____

FLIGHT NO. 3


Order	No.	Competitor, School	Place	Mark
1	120	Steve Peregoy (Sr.) Downers Grove (North)	_____	_____
2	117	Todd Wilson (Sr.) Aurora (West)	_____	_____
3	260	Andy Ommen (So.) Normal (Community)	_____	_____
4	250	Eric Fisher (Jr.) Decatur (MacArthur)	_____	_____
5	136	Derrick Foster (Sr.) Joliet (West)	_____	_____
6	372	Glenn Rhodes (Sr.) Schaumburg	_____	_____
7	514	Jon Beck (Sr.) Evanston (Twp.)	_____	_____
8	108	Andy Toma (Sr.) Aurora (East)	_____	_____
9	433	Chris Onopa (Sr.) Morton	_____	_____
10	327	Rob Schaefer (Sr.) Barrington	_____	_____
11	80	Phillip Williams (Sr.) Kankakee (Sr.)	_____	_____
12	261	Greg Hollingsworth (Sr.) Paris	_____	_____
13	505	Dean Starkey (Sr.) Des Plaines (Maine West)	_____	_____
14	183	Jeff Thies (Jr.) Geneseo (Darnall)	_____	_____
15	135	Steve Mallinson (Sr.) Joliet (West)	_____	_____

FLIGHT NO. 4

Order	No.	Competitor, School	Place	Mark
1	748	J. T. Reed (Sr.) Chicago (Carver)	_____	_____
2	782	Ellison Carter (Jr.) Chicago (Lakeview)	_____	_____
3	830	Garbutt Oswald (So.) Chicago (Von Steuben)	_____	_____
4	780	Vincent Whitehead (Jr.) Chicago (Kenwood)	_____	_____
5	718	Paul Setzer (Sr.) Mundelein (Carmel for Boys)	_____	_____
6	716	Brett Lotspekh (Jr.) Libertyville	_____	_____
7	287	Jose Malachowski (Sr.) Loves Park (Harlem)	_____	_____
8	663	Kerry Fortenberry (Sr.) Chicago (Mendel)	_____	_____
9	615	Steve Whyte (Sr.) Glen Ellyn (Glenbard West)	_____	_____
10	618	Jim Pytlik (Sr.) Lombard (Montini)	_____	_____
11	592	Mike Sloger (Sr.) Oak Park (O.P.-River Forest)	_____	_____
12	581	Sherman Stanton (Jr.) Maywood (Proviso East)	_____	_____
13	543	Tim Denny (Sr.) Darien (Hinsdale (South))	_____	_____
14	740	Gabriel Collymore (Sr.) Zion (Z.-Benton)	_____	_____
15	115	Raphael Brooks (Sr.) Aurora (West)	_____	_____

Boys Class A Competitors By Flight

(Boys Class A Competitors Wear Numbers on White)
(Note: Top 8 qualify for Finals.)



SHOT PUT

How To Score The Finals
Final Place 1st 2nd 3rd 4th 5th 6th 7th 8th
Team Points 10 8 6 5 4 3 2 1

Event Data

	Class A	Class AA
Total Qualifiers	32	37
Total Regular Qualifiers	32	32
Total Extra Qualifiers	0	5
No. of Flights	4	4

Records

Shot Put

PREP—77-0 by Michael Carter, Dallas (Jefferson), TX, 1979
IHSA—64-2 by Tom Stock, Belleville (West), 1970
Class A—60-11½ by Steve Brondyke, Fulton, 1979
Class AA—63-9¾ by Gerald Green, Waukegan (West), 1979

Class A Sectional Bests

55-7 Jeff Tanneur (Sr.) Robinson
55-2½ Jeff Rolson (Sr.) Farmer City (F.C.-Mansfield)
54-0¼ Ron Brittain (Sr.) Spring Valley (Hall)
53-6¾ Bob Grammer (Sr.) Mahomet (M.-Seymour)
52-8 Brian Dennison (Jr.) Joy (Westmer)
52-1½ Keith Pogue (Sr.) St. Joseph (S.J.-Ogden)
51-11½ Chris VanDegraff (Sr.) Mt. Morris
51-6 Gerry Baker (Jr.) Seneca
51-3½ Erik Datisman (Sr.) Mt. Morris
51-1 Steve Gilland (Jr.) Sherrard

Class AA Sectional Bests

60-8½ Jeffery Howard (Sr.) East St. Louis (Sr.)
58-3¼ Mike House (Sr.) Peoria (H.S.)
54-9 Doug Koch (Jr.) Morton
54-8 Pepe Epting (Sr.) Maywood (Proviso East)
54-7¾ Pepe Epting (Sr.) Maywood (Proviso East)
54-7½ Paul D'Ouille (Sr.) Downers Grove (South)
54-3¾ Mike Sterner (Jr.) Mt. Vernon
54-3¼ Jeff Young (Sr.) Canton
54-2½ Dan Smaha (Sr.) Moline
53-11¾ Frank Boenzi (Sr.) Westchester (St. Joseph)

*Defending champion

FLIGHT NO. 1

Order	No.	Competitor, School	Place	Mark
1	582	Scott Sargent (Sr.) Rushville	_____	_____
2	595	Vern Duckmann (Jr.) Chicago (Luther North)	_____	_____
3	637	Mike Hoane (Sr.) Avon	_____	_____
4	41	Jim Beck (Jr.) Altamont	_____	_____
5	351	Greg Lowry (Sr.) Jacksonville (ISD)	_____	_____
6	602	Doug Johnson (Sr.) Chicago (Providence-St. Mel)	_____	_____
7	564	Aaron McClaughan (So.) Cuba	_____	_____
8	505	Eric Baker (Jr.) Anna (A.-Jonesboro)	_____	_____

FLIGHT NO. 2


Order	No.	Competitor, School	Place	Mark
1	122	David Tyson (So.) Bismarck (B.-Henning)	_____	_____
2	364	Mark Seabolt (Sr.) Virden	_____	_____
3	481	Junior Trobaugh (Sr.) Morrisonville	_____	_____
4	284	Dwayne Summers (So.) West Frankfort (Frankfort)	_____	_____
5	490	Chad Canaday (So.) Riverton	_____	_____
6	414	Kevin Dellis (So.) Dwight	_____	_____
7	260	Stacy Maguire (Sr.) DuQuoin	_____	_____
8	413	Chris Tambling (Sr.) Dwight	_____	_____

FLIGHT NO. 3

Order	No.	Competitor, School	Place	Mark
1	640	Joe Bigger (Jr.) Biggsville (Union)	_____	_____
2	504	Bob Fombelle (Sr.) Anna (A.-Jonesboro)	_____	_____
3	367	Tony Alberio (Sr.) Amboy	_____	_____
4	160	Jerod Miller (Sr.) Watseka	_____	_____
5	388	Ross Richardson (Sr.) Mt. Carroll	_____	_____
6	33	Rick Aper (Sr.) Stanford (Olympia)	_____	_____
7	111	Steve Gilland (Jr.) Sherrard	_____	_____
8	233	Erik Datisman (Sr.) Mt. Morris	_____	_____

FLIGHT NO. 4

Order	No.	Competitor, School	Place	Mark	Order	No.	Competitor, School	Place	Mark
1	185	Gerry Baker (Jr.) Seneca	_____	_____	5	301	Bob Grammer (Sr.) Mahomet (M.-Seymour)	_____	_____
2	232	Chris Van Degraff (Sr.) Mt. Morris	_____	_____	6	193	Ron Brittain (Sr.) Spring Valley (Hall)	_____	_____
3	311	Keith Pogue (Sr.) St. Joseph (S.J.-Ogden)	_____	_____	7	15	Jeff Rolson (Sr.) Farmer City (F.C.-Mansfield)	_____	_____
4	94	Brian Dennison (Jr.) Joy (Westmer)	_____	_____	8	70	Jeff Tanneur (Sr.) Robinson	_____	_____



Boys Class AA Competitors By Flight

(Boys Class AA Competitors Wear Numbers on Blue.)
(Note: Top 8 qualify for Finals.)

FLIGHT NO. 1 - Northeast Circle

Order	No.	Competitor, School	Place	Mark
1	835	Russel Maryland (Jr.) Chicago (Young)	_____	_____
2	828	Fred Petty (Fr.) Chicago (Tilden)	_____	_____
3	753	Darryl Smith (Jr.) Chicago (Collins)	_____	_____
4	490	Brent Yates (Sr.) Chicago (Gordon Tech.)	_____	_____
5	641	Dave Fank (Jr.) Wheaton (North)	_____	_____
6	239	Mike Seeley (Sr.) Danville (H.S.)	_____	_____
7	285	Andy Gastel (Jr.) Freeport (H.S.)	_____	_____
8	373	Glenn Prosek (Sr.) Schaumburg	_____	_____
9	734	Darrell Lee (Sr.) Waukegan (West)	_____	_____

FLIGHT NO. 2 - Northwest Circle

Order	No.	Competitor, School	Place	Mark
1	225	Vada Polite (Sr.) Champaign (Centennial)	_____	_____
2	322	Jim Gazis (Sr.) Arlington Hts. (Hersey)	_____	_____
3	640	John Wachter (Jr.) Wheaton (North)	_____	_____
4	125	Mike Lambke (Jr.) Downers Grove (South)	_____	_____
5	664	Charles Collins (So.) Chicago (Mendel)	_____	_____
6	672	Steve Blasingame (Sr.) Dolton (Thornridge)	_____	_____
7	103	Lance Stewart (Jr.) Tinley Park (H.S.)	_____	_____
8	527	Ned Dooley (Sr.) Wilmette (Loyola)	_____	_____
9	575	Roger Irvin (Sr.) LaGrange (Lyons)	_____	_____

FLIGHT NO. 3 - Northeast Circle

Order	No.	Competitor, School	Place	Mark
1	798	Curtis Spears (Sr.) Chicago (Lane Tech.)	_____	_____
2	405	Mark Thompson (Jr.) Marion (H.S.)	_____	_____
3	295	Stacey Nevitt (Sr.) Rockford (Auburn)	_____	_____
4	4	Scott Gass (Jr.) Belleville (East)	_____	_____
5	81	Steve Keys (Sr.) Kankakee (Sr.)	_____	_____
6	206	Frank Novak (Jr.) Rock Island (H.S.)	_____	_____
7	733	Byron Reid (Sr.) Waukegan (West)	_____	_____
8	649	Keith Perryman (Jr.) Chicago (Leo)	_____	_____
9	392	Eric Bomball (Jr.) Charleston	_____	_____

FLIGHT NO. 4 - Northwest Circle

Order	No.	Competitor, School	Place	Mark
1	597	Frank Boenzi (Sr.) Westchester (St. Joseph)	_____	_____
2	189	Dan Smaha (Sr.) Moline	_____	_____
3	166	Jeff Young (Sr.) Canton	_____	_____
4	411	Mike Sterner (Jr.) Mt. Vernon	_____	_____
5	21	John Crawford (Sr.) East St. Louis (Lincoln)	_____	_____
6	124	Paul D'Ouville (Sr.) Downers Grove (South)	_____	_____
7	582	Pepe Epting (Sr.) Maywood (Proviso East)	_____	_____
8	434	Doug Koch (Jr.) Morton	_____	_____
9	443	Mike House (Sr.) Peoria (H.S.)	_____	_____
10	34	Jeffery Howard (Sr.) East St. Louis (Sr.)	_____	_____

1985 IHSA Boys State Track Meet

Projected Team Points (Based Upon Sectional Performances)


Note: Points are awarded on basis of 10-8-6-5-4-3-2-1 (1st eight places) at State Final.
First place winners in parenthesis after school name.

Class A

School	Projected Pts.
Cairo (2)	45
Christopher (2)	28
Chicago (The Latin School) (1)	25
Chicago (Luther South) (0)	25
Melrose Park (Walther Lutheran) (1)	24
Yorkville (0)	21
Madison (0)	17
Farmer City (F.C.-Mansfield) (0)	16
Avon (1)	16
Streator (Woodland) (1)	15
Maple Park (Kaneland) (0)	14
Knoxville (0)	14
Altamont (0)	13
Breese (Mater Dei) (0)	12
Forreton (0)	12
Byron (0)	11
Washburn (Low Point-W.) (0)	11
Spring Valley (Hall) (0)	11

Class AA

School	Projected Pts.
Elmhurst (York) (3)	48
Chicago Hts. (Bloom Trail) (2)	34
Rock Island (H.S.) (1)	24
East St. Louis (Sr.) (1)	23
Danville (H.S.) (1)	21
Peoria (H.S.) (0)	21
Chicago (Mendel) (0)	17
Blue Island (Eisenhower) (1)	17
Joliet (West) (0)	16
Elk Grove Village (E.G.) (1)	16
Springfield (Southeast) (1)	16
North Chicago (1)	15
Chicago (Mt. Carmel) (0)	14
Harvey (Thornton) (0)	14
Summit (Argo) (0)	13
Evanston (Twp.) (0)	12
Chicago (Marist) (0)	12
Hoffman Estates (Conant) (0)	12
Downers Grove (North) (0)	12
Granite City (0)	12



How To Score The Finals
Final Place 1st 2nd 3rd 4th 5th 6th 7th 8th
Team Points 10 8 6 5 4 3 2 1

Event Data

	Class A	Class AA
Total Qualifiers	35	39
Total Regular Qualifiers	32	32
Total Extra Qualifiers	3	7
No. of Flights	4	4

Records

Triple Jump

PREP—52-10½ by Charles Mayfield, Pasadena (Muri), CA, 1980
IHSA—50-9 by Mike Conley, Chicago (Luther South), 1981 (Finals)
Class A—50-9 by Mike Conley, Chicago (Luther South), 1981 (Finals)
Class AA—49-7¾ by Joe Tucker, Lockport (H.S.), 1977

Class A Sectional Bests

*45-11 Tom Mowatt (Sr.) Chicago (The Latin School) (46-3½)
 45-8¾ Reginald Young (Jr.) Madison
 45-3 Steve Repp (Sr.) Avon
 45-2¾ Larry Willett (Sr.) Monmouth (H.S.)
 44-9¾ Phil Boeckman (Sr.) Breese (Mater Dei)
 44-7 Ron Davis (Jr.) Cairo
 44-5½ Gary Crone (So.) Nashville
 44-5 Todd Pritts (Sr.)
 44-4 Wayne Maynor (Sr.) Manito (Forman)
 43-10 Mark Larson (Sr.) Knoxville

Class AA Sectional Bests

48-6 Bannon Hayes (Sr.) Rock Island (H.S.)
 46-7½ Paul Jones (Jr.) Joliet (West)
 46-7¼ Steve Peregoy (Sr.) Downers Grove (North)
 46-7 Napoleon Fisher (Sr.) Harvey (Thornton)
 46-5½ Rodney Ezell (Sr.) Elgin (Larkin)
 46-3¼ Charles Parker (Sr.) Oak Park (O.P.-River Forest)
 45-10½ Pat Miller (Sr.) Bloomington (H.S.)
 45-9 Ken Bradford (Sr.) Chicago Hts. (Bloom Trail)
 45-8 Frank Bryan (So.) Rantoul
 45-8 Carlos Sidney (Jr.) Decatur (MacArthur)

*Defending champion

Boys Class A Competitors By Flight

(Boys Class A Competitors Wear Numbers on White)
(Note: Top 8 qualify for Finals.)

FLIGHT NO. 1

Order	No.	Competitor, School	Place	Mark
1	285	Sean Connor (Sr.) Zeigler (Z.-Royalton)	_____	_____
2	338	Tom Pritchard (Jr.) Carlinville	_____	_____
3	410	Dave Wigent (Jr.) Braidwood (Reed Custer)	_____	_____
4	67	Max Edwards (Sr.) Oakland	_____	_____
5	603	Joe Jackson (Sr.) Chicago (Providence-St. Mel)	_____	_____
6	374	Doug Eads (Jr.) Fulton	_____	_____
7	371	Chris Johnson (Sr.) Erie	_____	_____
8	546	Tim DeWees (Jr.) Astoria	_____	_____

FLIGHT NO. 2

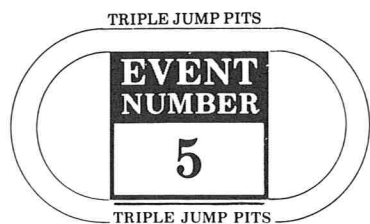
Order	No.	Competitor, School	Place	Mark
1	445	Steve VanNoord (Sr.) Lansing (Illiana Christian)	_____	_____
2	197	Sam Baz (Jr.) Wenona	_____	_____
3	554	Kelly Swift (Sr.) Camp Point (Central)	_____	_____
4	50	Mike Deters (So.) Effingham (St. Anthony)	_____	_____
5	147	Don Williams (Jr.) St. Anne	_____	_____
6	139	Brad Forsyth (Jr.) Paxton	_____	_____
7	250	Joe Bullock (Sr.) Christopher	_____	_____
8	314	Mark Ruscin (Jr.) Sullivan	_____	_____
9	290	Jon Monahan (Jr.) Arcola	_____	_____

FLIGHT NO. 3

Order	No.	Competitor, School	Place	Mark
1	238	Steve Myers (Jr.) Stillman Valley	_____	_____
2	346	Rich Roper (Sr.) Girard	_____	_____
3	96	Shawn Welti (Jr.) Kewanee (H.S.)	_____	_____
4	167	Eric Stroyan (Sr.) Mendota	_____	_____
5	85	T.J. Swearingen (Jr.) Bradford	_____	_____
6	488	Kurt Antonacci (Sr.) Riverton	_____	_____
7	223	Jeff McKinley (Sr.) Leaf River	_____	_____
8	39	Dennis Ulrich (Sr.) Washburn (Lowpoint-W.)	_____	_____
9	665	Mark Larson (Sr.) Knoxville	_____	_____

FLIGHT NO. 4

Order	No.	Competitor, School	Place	Mark	Order	No.	Competitor, School	Place	Mark
1	24	Wayne Maynor (Sr.) Manito (Forman)	_____	_____	6	672	Larry Willett (Sr.) Monmouth (H.S.)	_____	_____
2	472	Todd Pritts (Sr.) Macon	_____	_____	7	636	Steve Repp (Sr.) Avon	_____	_____
3	539	Gary Crone (So.) Nashville	_____	_____	8	534	Reginald Young (Jr.) Madison	_____	_____
4	508	Ron Davis (Jr.) Cairo	_____	_____	9	604	Tom Mowatt (Sr.) Chicago (The Latin School)	_____	_____
5	507	Phil Boeckman (Sr.) Breese (Mater Dei)	_____	_____					



Boys Class AA Competitors By Flight

(Boys Class AA Competitors Wear Numbers on Blue.)

(Note: Top 8 qualify for Finals.)

FLIGHT NO. 1

Order	No.	Competitor, School	Place	Mark
1	814	Andre Brisbon (Sr.) Chicago (Simeon)	_____	_____
2	406	Steve Lacy (Jr.) Marion (H.S.)	_____	_____
3	400	Anthony Goodrum (Sr.) Herrin	_____	_____
4	743	Walter Wolfe (Sr.) Chicago (Austin)	_____	_____
5	673	Joseph Sepcezi Dolton (Thornridge)	_____	_____
6	526	Mark Fritz (Sr.) Park Ridge (Maine South)	_____	_____
7	754	Darren Glasper (Sr.) Chicago (Collins)	_____	_____
8	747	Darryl Reed (Sr.) Chicago (Calumet)	_____	_____
9	323	Tim Haroy (Sr.) Arlington Hts. (Hersey)	_____	_____

FLIGHT NO. 2


Order	No.	Competitor, School	Place	Mark
1	482	Ed Foster (So.) Washington	_____	_____
2	79	Eric Gray (Sr.) Kankakee (Sr.)	_____	_____
3	702	Walt Chase (Sr.) Highland Park	_____	_____
4	518	Morris Ellis (Sr.) Evanston (Twp.)	_____	_____
5	315	Clarence Miller (Jr.) Rockford (West)	_____	_____
6	134	Vincent Williamson (Sr.) Joliet (West)	_____	_____
7	742	Derrick Lee (Sr.) Zion (Z.-Benton)	_____	_____
8	161	Dennis Eichholzer (Sr.) Plainfield	_____	_____
9	616	Tom Streitberger (So.) Glen Ellyn (Glenbard West)	_____	_____
10	294	Jerome Hyatte (So.) Rockford (Auburn)	_____	_____

FLIGHT NO. 3

Order	No.	Competitor, School	Place	Mark
1	476	Kevyn Samuels (Jr.) Springfield (Lanphier)	_____	_____
2	121	Lanny Dillavou (Sr.) Downers Grove (North)	_____	_____
3	531	Chris Tokarczyk (Sr.) Berwyn (Morton West)	_____	_____
4	249	Tony Rice (So.) Decatur (MacArthur)	_____	_____
5	169	Harold Stinson (Sr.) Dixon	_____	_____
6	591	Alvin Campbell (So.) Oak Park (O.P.-River Forest)	_____	_____
7	43	Ray Perkins (Jr.) O'Fallon	_____	_____
8	123	Bob Olesen (Sr.) Downers Grove (South)	_____	_____
9	7	Julian Robinson (Sr.) Cahokia	_____	_____
10	374	Marcus Green (Jr.) Schaumburg	_____	_____

FLIGHT NO. 4

Order	No.	Competitor, School	Place	Mark
1	248	Carlos Sidney (Jr.) Decatur (MacArthur)	_____	_____
2	263	Frank Bryan (So.) Rantoul	_____	_____
3	65	Ken Bradford (Sr.) Chicago Hts. (Bloom Trail)	_____	_____
4	223	Pat Miller (Sr.) Bloomington (H.S.)	_____	_____
5	587	Charles Parker (Sr.) Oak Park (O.P.-River Forest)	_____	_____
6	603	Rodney Ezell (Sr.) Elgin (Larkin)	_____	_____
7	683	Napoleon Fisher (Sr.) Harvey (Thornton)	_____	_____
8	120	Steve Peregoy (Sr.) Downers Grove (North)	_____	_____
9	131	Paul Jones (Jr.) Joliet (West)	_____	_____
10	204	Bannon Hayes (Sr.) Rock Island (H.S.)	_____	_____



DISCUS

How To Score The Finals

Final Place	1st	2nd	3rd	4th	5th	6th	7th	8th
Team Points	10	8	6	5	4	3	2	1

Event Data

	Class A	Class AA
Total Qualifiers	33	38
Total Regular Qualifiers	32	32
Total Extra Qualifiers	1	6
No. of Heats/Flights	4	4

Records

Discus

- PREP—207-8 by Scott Crowell, Mason City, IA, 1978
- IHSA—187-2 by Gary Kostrubala, Chicago (Marist), 1981 (Finals)
- Class A—177-1 by Sean Canaday, Riverton, 1984 (Prelims)
- Class AA—187-2 by Gary Kostrubala, Chicago (Marist), 1981 (Finals)

Class A Sectional Bests

- 169-0 David Rodely (Jr.) DuQuoin
- 167-11 Jeff Wood (Sr.) Watseka
- 162-1 Tony Alberio (Sr.) Amboy
- 154-3½ Chad Canaday (So.) Riverton
- 153-5¾ Mark Bertram (Sr.) Eureka
- 153-2¾ Jeff Rolson (Sr.) Farmer City (F.C.-Mansfield)
- 152-10 Rick Aper (Sr.) Stanford (Olympia)
- 152-8 Wendell Harrison (Sr.) Robinson
- 152-7½ Thad Trimble (Sr.) Monticello
- 152-6 Phil Hull (So.) Paxton

Class AA Sectional Bests

- 173-10 Lance Stewart (Jr.) Tinley Park (H.S.)
- 169-2 Doug Rayburn (Jr.) Summit (Argo)
- 167-2 Sean Sontheimer (Sr.) Roselle (Lake Park)
- 164-3 Jarod Sassar (Sr.) Crystal Lake (Central)
- 163-5 Pepe Epting (Sr.) Maywood (Proviso East)
- 160-6 Mike Rutkowski (Sr.) Lisle (Benet)
- 160-3 Steve Keys (Sr.) Kankakee (Sr.)
- 159-8 Bob Churchwell (Sr.) Moline
- 159-1 Steve Armstrong (Sr.) Canton
- 157-2 John Wachter (Jr.) Wheaton (North)

*Defending champion

Boys Class A Competitors By Flight

(Boys Class A Competitors Wear Numbers on White)
(Note: Top 8 qualify for Finals.)

FLIGHT NO. 1

Order	No.	Competitor, School	Place	Mark
1	481	Junior Trobaugh (Sr.) Morrisonville	_____	_____
2	634	Dave Yff (Jr.) Palos Hts. (Chicago Christian)	_____	_____
3	351	Greg Lowry (Sr.) Jacksonville (ISD)	_____	_____
4	355	Danny Myers (So.) Pittsfield	_____	_____
5	413	Chris Tambling (Sr.) Dwight	_____	_____
6	547	Tim Stevens (Sr.) Astoria	_____	_____
7	233	Erik Datisman (Sr.) Mt. Morris	_____	_____
8	230	Matt Harvell (Jr.) Maple Park (Kaneland)	_____	_____

FLIGHT NO. 2

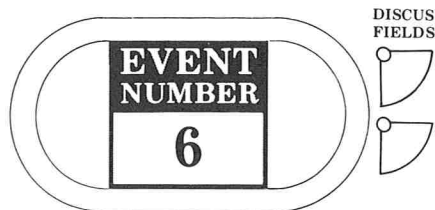
Order	No.	Competitor, School	Place	Mark
1	424	Tim Feller (Jr.) Herscher	_____	_____
2	94	Brian Dennison (Jr.) Joy (Westmer)	_____	_____
3	193	Ron Brittain (Sr.) Spring Valley (Hall)	_____	_____
4	583	Mike Grate (So.) Rushville	_____	_____
5	640	Joe Bigger (Jr.) Biggsville (Union)	_____	_____
6	79	Scott Smith (Jr.) Annawan	_____	_____
7	291	Bryan Cook (Sr.) Arcola	_____	_____
8	589	Bill Walenda (Sr.) Addison (Driscoll Catholic)	_____	_____

FLIGHT NO. 3

Order	No.	Competitor, School	Place	Mark
1	505	Eric Baker (Jr.) Anna (A.-Jonesboro)	_____	_____
2	373	Paul Alepra (Sr.) Erie	_____	_____
3	515	Jeff Hudson (Sr.) Dupu	_____	_____
4	274	Dirk Lipert (So.) Metropolis (Massac County)	_____	_____
5	169	Joe Hettel (Sr.) Ottawa (Marquette)	_____	_____
6	70	Jeff Tanneur (Sr.) Robinson	_____	_____
7	637	Mike Hoane (Sr.) Avon	_____	_____
8	140	Phil Hull (So.) Paxton	_____	_____

FLIGHT NO. 4

Order	No.	Competitor, School	Place	Mark	Order	No.	Competitor, School	Place	Mark
1	305	Thad Trimbel (Sr.) Monticello	_____	_____	6	490	Chad Canaday (So.) Riverton	_____	_____
2	71	Wendell Harrison (Sr.) Robinson	_____	_____	7	367	Tony Alberio (Sr.) Amboy	_____	_____
3	33	Rick Aper (Sr.) Stanford (Olympia)	_____	_____	8	161	Jeff Wood (Sr.) Watseka	_____	_____
4	15	Jeff Rolson (Sr.) Farmer City (F.C.-Mansfield)	_____	_____	9	261	David Rodely (Jr.) DuQuoin	_____	_____
5	13	Mark Bertram (Sr.) Eureka	_____	_____					



Boys Class AA Competitors By Flight

(Boys Class AA Competitors Wear Numbers on Blue.)

(Note: Top 8 qualify for Finals.)

FLIGHT NO. 1 -- North

Order	No.	Competitor, School	Place	Mark
1	805	Jesse Ulmer (Fr.) Chicago (Morgan Park)	_____	_____
2	799	Ronald Rodgers (Sr.) Chicago (Lane Tech)	_____	_____
3	763	Darrik Cooper (Jr.) Chicago (Harlan)	_____	_____
4	240	Ed Lewis (Sr.) Danville (H.S.)	_____	_____
5	256	Jim Wiegand (Jr.) Mt. Zion	_____	_____
6	735	Paul Matthews (Sr.) Waukegan (West)	_____	_____
7	703	Luc Garneau (Sr.) Highland Park	_____	_____
8	522	Gary Miller (Sr.) Northbrook (Glenbrook North)	_____	_____
9	491	Jim Jakscht (Sr.) Chicago (Gordon Tech)	_____	_____
10	373	Glenn Prosek (Sr.) Schaumburg	_____	_____

FLIGHT NO. 2 -- South

Order	No.	Competitor, School	Place	Mark
1	412	Robert Jones (Fr.) Mt. Vernon	_____	_____
2	650	Patrick Morris (Jr.) Chicago (Leo)	_____	_____
3	686	Scott Cappos (So.) Oak Lawn (Community)	_____	_____
4	207	David Griffiths (Jr.) Rock Island (H.S.)	_____	_____
5	118	Lisle Cohen (So.) Aurora (West)	_____	_____
6	97	Tom Pukstys (Jr.) Palos Hills (Stagg)	_____	_____
7	311	David Wittry (Sr.) Rockford (Guilford)	_____	_____
8	35	James Brooks (Jr.) East St. Louis (Sr.)	_____	_____
9	544	Greg Bolda (Sr.) Darien (Hinsdale South)	_____	_____
10	295	Stacey Nevitt (Sr.) Rockford (Auburn)	_____	_____

FLIGHT NO. 3 -- North

Order	No.	Competitor, School	Place	Mark
1	4	Scott Gass (Jr.) Belleville (East)	_____	_____
2	392	Eric Bomball (Jr.) Charleston	_____	_____
3	443	Mike House (Sr.) Peoria (H.S.)	_____	_____
4	434	Doug Koch (Jr.) Morton	_____	_____
5	798	Curtis Spears (Sr.) Chicago (Lane Tech)	_____	_____
6	597	Frank Boenzi (Sr.) Westchester (St. Joseph)	_____	_____
7	324	Scott Szczec (Sr.) Arlington Hts. (Hersey)	_____	_____
8	214	Scott Price (Sr.) Sterling (H.S.)	_____	_____
9	640	John Wachter (Jr.) Wheaton (North)	_____	_____

FLIGHT NO. 4 -- South

Order	No.	Competitor, School	Place	Mark
1	167	Steve Armstrong (Sr.) Canton	_____	_____
2	190	Bob Churchwell (Sr.) Moline	_____	_____
3	81	Steve Keys (Sr.) Kankakee (Sr.)	_____	_____
4	162	Mike Rutkowski (Sr.) Lisle (Benet)	_____	_____
5	582	Pepe Epting (Sr.) Maywood (Proviso East)	_____	_____
6	276	Jarod Sassar (Sr.) Crystal Lake (Central)	_____	_____
7	623	Sean Sontheimer (Sr.) Roselle (Lake Park)	_____	_____
8	595	Doug Rayburn (Jr.) Summit (Argo)	_____	_____
9	103	Lance Stewart (Jr.) Tinley Park (H.S.)	_____	_____



3200-METER RELAY

How To Score The Finals

Final Place	1st	2nd	3rd	4th	5th	6th	7th	8th
Team Points	10	8	6	5	4	3	2	1

Event Data

	Class A	Class AA
Total Qualifiers	33	39
Total Regular Qualifiers	32	32
Total Extra Qualifiers	1	7
No. of Heats	2	3

Records

Key: MT = Manual Time. FAT = Fully Automatic Time.
 IHSA = State Final Meet Record. Class A = Record for small schools. Class AA = Record for large schools.

3200-Meter Relay

PREP—7:36.24 by Ambler (Wissa Hickon), PA (Scott Landis, Steven Griffiths, Keith Ryales, Ken Lowry), 1982

IHSA MT—7:38.0 by Harvey (Thornton) (Steve Ibarra, Bill Moran, Mike Clark, Donald White), 1976 (Finals)

IHSA FAT—7:41.78 by East St. Louis (Lincoln) (Roderick Skinner, James Overstreet, Leodis Fields), Jessie Wilson), 1982 (Finals)

Class A MT—7:54.19 by Princeton (Tom Caldwell, Mike Rieker, Jaimie Dow, Tom Hodge), 1981 (Finals)

Class A FAT—7:55.12 by Melrose Park (Walther Lutheran) (Mike Homeier, Marc Ruff, Carl Gnewuch, Don Schafer), 1983

Class AA MT—7:38.0 by Harvey (Thornton) (Steve Ibarra, Bill Moran, Mike Clark, Donald White), 1976 (Finals)

Class AA FAT—7:41.78 by East St. Louis (Lincoln) (Roderick Skinner, James Overstreet, Leodis Fields, Jessie Wilson), 1982 (Finals)

Class A Sectional Bests

8:01.4	Greenville
8:07.0	Knoxville
8:08.5	Freeburg
8:08.9	Forreston
8:08.9	Athens
8:09.3	Yorkville
8:11.4	Anna (A.-Jonesboro)
8:13.3	Manito (Forman)
8:14.0	Spring Valley (Hall)
8:16.1	El Paso

Class AA Sectional Bests

7:47.8	Elmhurst (York)
7:50.0	East St. Louis (Sr.)
7:52.1	Peoria (Manual)
7:53.2	East St. Louis (Lincoln)
7:53.4	Chillicothe (IVC)
7:53.5	LaGrange (Lyons)
7:53.8	Flossmoor (Homewood-F.)
*7:54.0	Rockford (East) (7:41.64)
7:54.7	Evanston (Twp.)
7:55.7	Naperville (Central)

*Defending champion

Boys Class A Competitors By Heat

(Boys Class A Competitors Wear Numbers on White)

(Note: Top 12 times qualify for Finals.)

HEAT NO. 1

Alley	School	Place	Time
1-1	Greenville	_____	_____
1-2	Spring Valley (Hall)	_____	_____
1-3	Tolono (Unity)	_____	_____
1-4	Hoopeston (H.-East Lynn)	_____	_____
1-5	Girard	_____	_____
2-1	Freeburg	_____	_____
2-2	Norridge (Ridgewood)	_____	_____
2-3	Carlinville	_____	_____
2-4	Kankakee (McNamara)	_____	_____
3-1	Forreston	_____	_____
3-2	Chicago (Luther North)	_____	_____
3-3	Shelbyville	_____	_____
3-4	Newton	_____	_____
4-1	Anna (A.-Jonesboro)	_____	_____
4-2	Maple Park (Kaneland)	_____	_____
4-3	Cuba	_____	_____
4-4	West Frankfort (Frankfort)	_____	_____

HEAT NO. 2

Alley	School	Place	Time
1-1	Knoxville	_____	_____
1-2	El Paso	_____	_____
1-3	Atkinson	_____	_____
1-4	Lansing (Illinia Christian)	_____	_____
2-1	Athens	_____	_____
2-2	Joy (Westmer)	_____	_____
2-3	Prophetstown	_____	_____
2-4	Watseka	_____	_____
3-1	Yorkville	_____	_____
3-2	Farmington (F. East)	_____	_____
3-3	DuQuoin	_____	_____
3-4	Sciota (Northwestern)	_____	_____
4-1	Manito (Forman)	_____	_____
4-2	Urbana (University)	_____	_____
4-3	Toledo (Cumberland)	_____	_____
4-4	LaMoille	_____	_____

ACADEMICS + ACTIVITIES = CURRICULUM PARTNERS





Boys Class AA Competitors By Heat

(Boys Class AA Competitors Wear Numbers on Blue.)
 (Note: Top 12 times qualify for Finals.)

HEAT NO. 1

Alley School	Place	Time
1-1 Elmhurst (York)	_____	_____
1-2 Rock Island (H.S.)	_____	_____
1-3 Crystal Lake (Central)	_____	_____
2-1 East St. Louis (Lincoln)	_____	_____
2-2 Springfield (Lanphier)	_____	_____
2-3 Harvey (Thornton)	_____	_____
3-1 Flossmoor (Homewood-F.)	_____	_____
3-2 Darien (Hinsdale South)	_____	_____
3-3 Roselle (Lake Park)	_____	_____
4-1 Naperville (Central)	_____	_____
4-2 Olympia Fields (Rich Central)	_____	_____
4-3 Bloomington (H.S.)	_____	_____
4-4 Chicago (Robeson)	_____	_____


HEAT NO. 2

Alley School	Place	Time
1-1 East St. Louis (Sr.)	_____	_____
1-2 Palatine (H.S.)	_____	_____
1-3 Centralia	_____	_____
2-1 Chillicothe (Illinois Valley Central)	_____	_____
2-2 Peoria (Richwoods)	_____	_____
2-3 St. Charles (H.S.)	_____	_____
3-1 Rockford (East)	_____	_____
3-2 Des Plaines (Maine West)	_____	_____
3-3 Lake Forest (H.S.)	_____	_____
4-1 Naperville (North)	_____	_____
4-2 Hoffman Estates (Conant)	_____	_____
4-3 Harrisburg	_____	_____
4-4 Chicago (Kenwood)	_____	_____

HEAT NO. 3

Alley School	Place	Time
1-1 Peoria (Manual)	_____	_____
1-2 Kankakee (Sr.)	_____	_____
1-3 South Holland (Thornwood)	_____	_____
2-1 LaGrange (Lyons)	_____	_____
2-2 Belvidere	_____	_____
2-3 Prairie View (Stevenson)	_____	_____
3-1 Evanston (Twp.)	_____	_____
3-2 East Moline (United)	_____	_____
3-3 Decatur (MacArthur)	_____	_____
4-1 Palatine (Fremd)	_____	_____
4-2 Chicago (St. Ignatius)	_____	_____
4-3 Chicago (Lane Tech.)	_____	_____
4-4 Chicago (Taft)	_____	_____

Boys Track Program/Results Order Form



The Official Souvenir Program and/or a complete set of the results of the State Final may be obtained from the IHSA Office at cost noted below. Each complete set includes both the Program and all results. Orders should be addressed to: IHSA Office, 2715 McGraw Dr., Box 2715, Bloomington, IL 61702-2715.

	Quantity Ordered	Unit Price	Amount Enclosed
Program Only	_____	\$2.00 ea.	\$ _____
Complete Set	_____	\$6.00 ea.	\$ _____


Make Checks Payable to: **TOTAL ENCLOSED \$** _____
 Illinois High School Assn.

Name: _____
 Address: _____
 City: _____ Zip: _____

Boys Class A Competitors By Heat

(Boys Class A Competitors Wear Numbers on White)

(Note: Top 8 times qualify for Finals.)



400-METER RELAY

How To Score The Finals

Final Place 1st 2nd 3rd 4th 5th 6th 7th 8th
Team Points 10 8 6 5 4 3 2 1

Event Data

	Class A	Class AA
Total Qualifiers	34	41
Total Regular Qualifiers	32	32
Total Extra Qualifiers	2	9
No. of Heats	5	6

Records

Key: MT = Manual Time. FAT = Fully Automatic Time.
IHSA = State Final Meet Record. Class A = Record for small schools. Class AA = Record for large schools.

400-Meter Relay

PREP—:40.2 by Dallas (Lincoln), TX (John Delley, Joe Pouncy, Gene Pouncy, Rufus Shaw), 1970

IHSA MT—:41.7 by Waukegan (East) (Kevin Johnson, David Greathouse, LeRoy Norman, Nate Sloan), 1980 (Prelims); :41.7 by East St. Louis (Sr.) (Stanley Braggs, Richard Townsend, Lamar Pickett, Marvin Edmonds), 1975; :41.7 by East St. Louis (Lincoln) (James Stevenson, Demetrius Chism, Barry Malloyd, Duane Allen), 1981 (Finals)

IHSA FAT—:41.88 by East St. Louis (Lincoln) (Michael Hill, Darwin Rencher, Earl McKinney, Juan Brooks), 1983 (Finals)

Class A MT—:42.7 by Cairo (Eric Childs, Gary Sharp, Zack Graves, Al Williams), 1984 (Finals)

Class A FAT—:42.84 by Cairo (Eric Childs, Gary Sharp, Zack Graves, Al Williams), 1984 (Finals)

Class AA MT—:41.7 by East St. Louis (Lincoln) (James Stevenson, Demetrius Chism, Barry Malloyd, Duane Allen), 1981 (Finals); :41.7 by Waukegan (East) (Kevin Johnson, David Greathouse, LeRoy Norman, Nate Sloan), 1980 (Prelims); :41.7 by East St. Louis (Sr.) (Stanley Braggs, Richard Townsend, Lamar Pickett, Marvin Edmonds), 1975; :41.7 by East St. Louis (Lincoln) (Juan Brooks, Michael Hill, Darwin Rencher, Earl McKinney), 1983 (Prelims)

Class AA FAT—:41.88 by East St. Louis (Lincoln) (Juan Brooks, Michael Hill, Darwin Rencher, Earl McKinney), 1983 (Finals)

Class A Sectional Bests

- :43.5 Melrose Park (Walther Lutheran)
- :43.6 Chicago (Luther South)
- * :43.7 Cairo (:42.67)
- :44.0 Yorkville
- :44.1 Knoxville
- :44.2 Madison
- :44.3 Farmington (F.-East)
- :44.3 Norridge (Ridgewood)
- :44.5 Sterling (Newman Central Catholic)
- :44.5 Seneca

Class AA Sectional Bests

- :42.0 Chicago Hts. (Bloom Trail)
- :42.0 Aurora (West)
- :42.0 Chicago (Mendel)
- :42.1 Rockford (East)
- :42.2 Chicago (Dunbar)
- :42.3 Chicago (Kenwood)
- :42.4 East St. Louis (Lincoln)
- :42.4 Peoria (H.S.)
- :42.4 Chicago (Morgan Park)

*Defending champion

HEAT NO. 1

Lane	School	Place	Time
1	Lansing (Illiana Christian)	_____	_____
2	Monticello	_____	_____
3	Mounds (Meridian)	_____	_____
4	Melrose Park (Walther Lutheran)	_____	_____
5	Madison	_____	_____
6	Morrisonville	_____	_____
7	Taylor Ridge (Rockridge)	_____	_____
8		_____	_____

HEAT NO. 2

Lane	School	Place	Time
1	El Paso	_____	_____
2	Riverton	_____	_____
3	Beardstown	_____	_____
4	Farmington (F. East)	_____	_____
5	Chicago (Luther South)	_____	_____
6	Galena	_____	_____
7	Durand	_____	_____
8		_____	_____

HEAT NO. 3

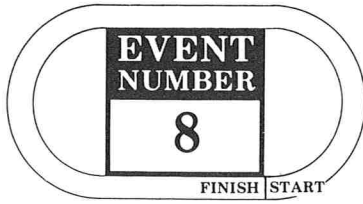
Lane	School	Place	Time
1	Kankakee (McNamara)	_____	_____
2	St. Anne	_____	_____
3	Carlinville	_____	_____
4	Cairo	_____	_____
5	Norridge (Ridgewood)	_____	_____
6	Hamilton	_____	_____
7	Newton	_____	_____
8		_____	_____

HEAT NO. 4

Lane	School	Place	Time
1	Clifton (Central)	_____	_____
2	Metropolis (Massac County)	_____	_____
3	Danville (Schlarman)	_____	_____
4	Yorkville	_____	_____
5	Sterling (Newman Central Catholic)	_____	_____
6	Casey	_____	_____
7	Winnebago	_____	_____
8		_____	_____

HEAT NO. 5

Lane	School	Place	Time
1		_____	_____
2	Johnston City	_____	_____
3	Normal (University)	_____	_____
4	Seneca	_____	_____
5	Knoxville	_____	_____
6	Sherrard	_____	_____
7	Pleasant Hill	_____	_____
8		_____	_____



Boys Class AA Competitors By Heat

(Boys Class AA Competitors Wear Numbers on Blue.)

(Note: Top 8 times qualify for Finals.)

HEAT NO. 1

Lane	School	Place	Time
1	Oak Park (O.P.-River Forest)	_____	_____
2	Chicago (Collins)	_____	_____
3	Rockford (West)	_____	_____
4	East St. Louis (Lincoln)	_____	_____
5	Chicago Hts., (Bloom Trail)	_____	_____
6	North Chicago	_____	_____
7	Chicago (Marist)	_____	_____
8		_____	_____

HEAT NO. 2

Lane	School	Place	Time
1	LaGrange (Lyons)	_____	_____
2	Rockford (Guilford)	_____	_____
3	Harvey (Thornton)	_____	_____
4	Aurora (West)	_____	_____
5	Peoria (H.S.)	_____	_____
6	Zion (Z.-Benton)	_____	_____
7	Chicago (Leo)	_____	_____
8		_____	_____

HEAT NO. 3

Lane	School	Place	Time
1	Evanston (Twp.)	_____	_____
2	Olympia Fields (Rich Central)	_____	_____
3	Glen Ellyn (Glenbard West)	_____	_____
4	Chicago (Morgan Park)	_____	_____
5	Chicago (Mendel)	_____	_____
6	New Lenox (Providence)	_____	_____
7	Danville (H.S.)	_____	_____
8		_____	_____

HEAT NO. 4

Lane	School	Place	Time
1	Buffalo Grove	_____	_____
2	Chicago Hts. (Bloom)	_____	_____
3	Chicago (Julian)	_____	_____
4	Rockford (East)	_____	_____
5	Wheaton (North)	_____	_____
6	South Holland (Thornwood)	_____	_____
7	Decatur (Stephen Decatur)	_____	_____
8		_____	_____

HEAT NO. 5

Lane	School	Place	Time
1	Hoffman Estates (H.S.)	_____	_____
2	Sterling (H.S.)	_____	_____
3	East St. Louis (Sr.)	_____	_____
4	Rockford (Auburn)	_____	_____
5	Chicago (Dunbar)	_____	_____
6	Aurora (East)	_____	_____
7	Centralia	_____	_____
8		_____	_____

HEAT NO. 6

Lane	School	Place	Time
1		_____	_____
2	Murphysboro	_____	_____
3	Rock Island (H.S.)	_____	_____
4	Chicago (Kenwood)	_____	_____
5	Freeport (H.S.)	_____	_____
6	Chicago (Gordon Tech)	_____	_____
7	Peoria (Richwoods)	_____	_____
8		_____	_____

Schools Year	CLASS A			CLASS AA			STATE GRAND TOTALS		
	Schools Assigned	Schools Advancing	Total Boys	Schools Assigned	Schools Advancing	Total Boys	Schools Assigned	Schools Advancing	Total Boys
1978	370	198	605	322	203	842	692	401	1447
1979	366	208	652	323	209	914	689	417	1566
1980	374	209	675	316	195	856	680	394	1541
1981	378	210	670	313	211	910	691	421	1580
1982	373	209	665	304	204	876	677	513	1241
1983	363	206	713	309	206	955	672	412	1668
1984	348	207	674	305	199	894	653	406	1568
1985	350	201	676	303	201	834	653	402	1510



Boys Class A Competitors By Section

(Boys Class A Competitors Wear Numbers on White)

(Note: Finals only to be run on Saturday.)

3200-METER RUN

SECTION NO. 1 -- FINALS

How To Score The Finals

Final Place 1st 2nd 3rd 4th 5th 6th 7th 8th
Team Points 10 8 6 5 4 3 2 1

Event Data

	Class A	Class AA
Total Qualifiers	32	49
Total Regular Qualifiers	32	32
Total Extra Qualifiers	0	17
No. of Sections	1	2

Records

Key: MT = Manual Time. FAT = Fully Automatic Time.
IHSA = State Final Meet Record. Class A = Record for small schools. Class AA = Record for large schools.

3200-Meter Run

PREP—8:41.5 by Steve Prefontaine, Coos Bay (Marshfield, OR, 1969)

IHSA MT—8:42 by Craig Virgin, Lebanon, 1973

IHSA FAT—9:01.28 by Tim Phillips, Arlington Hts. (St. Viator), 1983 (Finals)

Class A MT—9:11.5 by Reo Rorum, Gilman, 1976

Class A FAT—9:12.55 by John Jacobson, Cornell, 1983 (Finals)

Class AA MT—8:51.9 by Tom Graves, Orland Park (Sandburg), 1977 (Finals)

Class AA FAT—9:01.28 by Tim Phillips, Arlington Hts. (St. Viator), 1983 (Finals)

Class A Sectional Bests

9:22.2	Troy Maddux (Jr.) Streator (Woodland) (2nd in 9:22.23)
9:44.1	Pat McNamara (Sr.) Elmhurst (Timothy Christian)
9:45.9	John Bartels (Sr.) Lisle (Sr.)
9:46.0	Joel Bowman (Sr.) Orion
9:47.9	Derik Eaton (Jr.) Sullivan
9:50.1	Joe Pitt (Sr.) Breese (Central)
9:51.1	David Beauchem (Sr.) Byron
9:53.4	Scott Maddux (Fr.) Streator (Woodland)
9:54.7	Mike Ashworth (So.) Normal (University)
9:55.1	Tony Fernatt (So.) Beecher

Class AA Sectional Bests

9:06.0	James White (Sr.) Elmhurst (York)
9:06.8	Ed Slowikowski (Sr.) Darien (Hinsdale South)
9:12.4	Steve Miller (Sr.) Elk Grove Village (E.G.)
9:15.3	David Racey (Sr.) Jacksonville (H.S.)
9:21.3	Eric Suender (Jr.) Hoffman Estates (Conant)
9:21.3	Marc Burns (Jr.) Wheeling
9:22.0	Kurt Mueller (Sr.) Hillside (Proviso West)
9:22.7	John Powers (Sr.) Hoffman Estates (Conant)
9:23.0	Gibson (Jr.) Lake Forest (H.S.)
9:23.2	Brian Nichols (Sr.) Elmhurst (York)

*Defending champion

Alley	No.	Competitor, School	Place	Time
1-1	194	Troy Maddux (Jr.), Streator (Woodland)	_____	_____
1-2	312	Derik Eaton (Jr.), Sullivan	_____	_____
1-3	30	Mike Ashworth (So.), Normal (University)	_____	_____
1-4	252	Russell Hampleman (Sr.), DuQuoin	_____	_____
1-5	255	Brad Conte (Sr.), DuQuoin	_____	_____
1-6	448	Todd Lopeman (Fr.), Pontiac	_____	_____
1-7	362	Herb Hawkins (Jr.), Virden	_____	_____
1-8	571	Donnie Obert (Sr.), Liberty	_____	_____
2-1	609	Pat McNamara (Sr.), Elmhurst (Timothy Christian)	_____	_____
2-2	506	Joe Pitt (Sr.) Breese (Central)	_____	_____
2-3	408	Tony Fernatt (So.), Beecher	_____	_____
2-4	483	Mark Behtel (So.), Pana	_____	_____
2-5	641	Steve Little (So.), Dunlap	_____	_____
2-6	72	Wayne Bloemer (Jr.), Teutopolis	_____	_____
2-7	390	Jeff Williams (Sr.), Prophetstown	_____	_____
2-8	406	Ky Borgstadt (Jr.), Walnut	_____	_____
3-1	612	John Bartels (Sr.), Lisle (Sr.)	_____	_____
3-2	207	David Beauchem (Sr.), Byron	_____	_____
3-3	323	Chris Latoz (Sr.), Westville	_____	_____
3-4	485	Jody Haynes (Sr.), Petersburg (Porta)	_____	_____
3-5	667	Craig Hillier (Fr.), Knoxville	_____	_____
3-6	95	Mark Peterson (So.), Kewanee (H.S.)	_____	_____
3-7	129	Dave Hallatt (Sr.), Gibson City	_____	_____
3-8	137	Mark Haggerty (Sr.), Hoopeston (H.-East Lynn)	_____	_____
4-1	103	Joel Bowman (Sr.), Orion	_____	_____
4-2	195	Scott Maddux (Fr.), Streator (Woodland)	_____	_____
4-3	541	Mike Kershaw (Jr.), Sparta	_____	_____
4-4	49	Randy Tucker (Sr.), Cowden (C.-Herrick)	_____	_____
4-5	31	Josh Favus (Fr.), Normal (University)	_____	_____
4-6	243	Brian Crull (Jr.), Winnebago	_____	_____
4-7	352	Rich Borrowman (Sr.), Kinderhook (West Pike)	_____	_____
4-8	576	Mark Couch (So.), Rushville	_____	_____



Boys Class AA Competitors By Section

(Boys Class AA Competitors Wear Numbers on Blue.)

(Note: Finals only to be run on Saturday.)

SECTION NO. I

Alley	No.	Competitor, School	Place	Time
1-1	359	Mike Swanson (Sr.) Palatine (H.S.)	_____	_____
1-2	58	Joe Blackstone (Jr.) Chicago Hts. (Bloom Trail)	_____	_____
1-3	698	Bob Voisard (Sr.) Deerfield	_____	_____
1-4	764	Cory James (Jr.) Chicago (Hyde Park)	_____	_____
1-5	40	Brian Brasher (Jr.) Mascoutah	_____	_____
1-6	637	Dan Rowan (So.) Wheaton (North)	_____	_____
2-1	310	Bart Bodoh (Sr.) Rockford (Guilford)	_____	_____
2-2	193	Greg Garcia (Sr.) Rock Falls	_____	_____
2-3	481	George Patterson (So.) Washington	_____	_____
2-4	755	David McKinnie (Jr.) Chicago (DuSable)	_____	_____
2-5	386	Neal West (So.) Centralia	_____	_____
2-6	655	Brian McCarthy (Sr.) Chicago (Marist)	_____	_____
3-1	177	Keith Vander Meulen (Jr.) Galesburg	_____	_____
3-2	317	Todd Collins (Sr.) Sycamore	_____	_____
3-3	191	Doug Hearn (Sr.) Ottawa (Twp.)	_____	_____
3-4	41	Rob Maue (Jr.) Mascoutah	_____	_____
3-5	236	Mike Vrentas (Jr.) Danville (H.S.)	_____	_____
3-6	155	Mike Maciukenas (Jr.) New Lenox (Lincoln-Way)	_____	_____
4-1	467	Mike Rakov (Jr.) Springfield (H.S.)	_____	_____
4-2	435	Jeff Kollmeyer (Jr.) Pekin	_____	_____
4-3	71	Don Bonfiglio (So.) Flossmoor (Homewood-F.)	_____	_____
4-4	829	Euring Shannon (So.) Chicago (Von Steuben)	_____	_____
4-5	600	Jim DeBeers (So.) Batavia	_____	_____
4-6	699	Steve Havlick (Sr.) Deerfield	_____	_____
4-7	824	Dave Ahrens (Sr.) Chicago (Taft)	_____	_____

SECTION NO. II

Alley	No.	Competitor, School	Place	Time
1-1	549	James White (Sr.) Elmhurst (York)	_____	_____
1-2	339	Eric Suender (Jr.) Hoffman Estates (Conant)	_____	_____
1-3	708	Jim Gibson (Jr.) Lake Forest (H.S.)	_____	_____
1-4	519	Lenny Sitko (Sr.) Niles (Notre Dame)	_____	_____
1-5	181	Tim Arnett (Sr.) Geneseo (Darnall)	_____	_____
1-6	168	Sid Aurand (Sr.) Dixon	_____	_____
2-1	536	Ed Slowikowski (Sr.) Darien (Hinsdale South)	_____	_____
2-2	375	Marc Burns (Jr.) Wheeling	_____	_____
2-3	550	Brian Nichols (Sr.) Elmhurst (York)	_____	_____
2-4	583	Dave Rill (So.) Oak Park (Fenwick)	_____	_____
2-5	588	Derrick Peterman (Sr.) Oak Park (O.P.-River Forest)	_____	_____
2-6	137	Tom Bellas (Sr.) Lockport (Twp.)	_____	_____
3-1	334	Steve Miller (Sr.) Elk Grove Village (E.G.)	_____	_____
3-2	563	Kurt Mueller (Sr.) Hillside (Proviso West)	_____	_____
3-3	561	Dave Zimmer (Jr.) Hinsdale (Central)	_____	_____
3-4	520	Ryan Cahill (So.) Northbrook (Glenbrook North)	_____	_____
3-5	661	Rodney Chambers (Sr.) Chicago (Mendel)	_____	_____
3-6	220	John Van Scoyoc (Sr.) Bloomington (H.S.)	_____	_____
4-1	427	David Racey (Sr.) Jacksonville (H.S.)	_____	_____
4-2	340	John Powers (Sr.) Hoffman Estates (Conant)	_____	_____
4-3	351	Rob Drew (Sr.) Palatine (Fremd)	_____	_____
4-4	504	Jeff Gallagher (Jr.) Des Plaines (Maine West)	_____	_____
4-5	366	Gerry Joyce (Sr.) Schaumburg	_____	_____
4-6	418	Neal Gassman (Sr.) Olney (East Richland)	_____	_____

Boys Class A Competitors By Heat

(Boys Class A Competitors Wear Numbers on White)

(Note: Top 4 places each heat qualify for semifinals.)

(Note: Top 4 places each semifinal heat qualify for finals.)



110-METER HIGH HURDLES

How To Score The Finals

Final Place	1st	2nd	3rd	4th	5th	6th	7th	8th
Team Points	10	8	6	5	4	3	2	1

Event Data

	Class A	Class AA
Total Qualifiers	32	44
Total Regular Qualifiers	32	32
Total Extra Qualifiers	0	12
No. of Heats	4	6

Records

Key: MT = Manual Time. FAT = Fully Automatic Time.
IHSA = State Final Meet Record. Class A = Record for small schools. Class AA = Record for large schools.

110-Meter High Hurdles

PREP—:12.9 by Renaldo Nehemiah, Scotch Plains (Fanwood), NJ, 1977

IHSA MT—:13.9 by Derek Cole, Chicago Hts. (Bloom), 1981 (Finals)

IHSA FAT—:14.59 by Curt Reed, McLeansboro, 1983 (Finals)

Class A MT—:14.5 by Rany Klatt, Rochester, 1980 (Finals); :14.5 by John McCarthy, Buffalo (Tri-City), 1982 (Semis); :14.5 by Curt Reed, McLeansboro, 1983 (Prelims)

Class A FAT—:14.59 by Curt Reed, McLeansboro, 1983 (Finals)

Class AA MT—:13.9 by Derek Cole, Chicago Hts. (Bloom), 1981 (Finals)

Class AA FAT—Only wind-aided times posted to date

Class A Sectional Bests

:14.9	Shawn Welti (Jr.) Kewanee (H.S.)
:15.0	Tom Meier (Sr.) Altamont
:15.1	Rob Bowers (Sr.) Sherrard
:15.2	Chris Campbell (Sr.) Farmer City (F.C.-Mansfield)
:15.3	Chad Knight (Jr.) Anna (A.-Jonesboro)
:15.3	Bryan Benso (Jr.) St. Joseph (S.J.-Ogden)
:15.4	Eric Nelson (Sr.) Morrison
:15.4	Britt Malott (So.) Anna (A.-Jonesboro)
:15.4	Mike Williams (Jr.) Lena (L.-Winslow)
:15.4	Cary Jackson (Jr.) Newton

Class AA Sectional Bests

:14.0	Kevin Hall (Sr.) Danville (H.S.)
:14.2	Tony Smith (Sr.) Galesburg
:14.3	Brian Lamb (Sr.) Chicago (Marist)
:14.3	Bobby Brooks (Sr.) Danville (H.S.)
:14.3	Dennis Molloy (Jr.) Rantoul
:14.4	Luther Gordon (Sr.) Chicago Hts. (Bloom Trail)
:14.4	Nick Thomas (Sr.) Chilloicthe (Illinois Valley Central)
:14.4	Jimmy Walker (Jr.) Chicago Hts. (Bloom)

*Defending champion

HEAT NO. 1

Lane	No.	Competitor, School	Place	Time
1	108	Rob Bowers (Sr.) Sherrard	_____	_____
2	655	Chad Bennett (Jr.) Farmington (F. East)	_____	_____
3	211	Kevin Schoeben (Sr.) Dakota	_____	_____
4	149	Steve Corbett (Sr.) St. Anne	_____	_____
5	336	Tim Chapman (Sr.) Carlinville	_____	_____
6	167	Eric Stroyan (Sr.) Mendota	_____	_____
7	40	Tom Meier (Sr.) Altamont	_____	_____
8	386	Mike Williams (Jr.) Lena (L.-Winslow)	_____	_____

HEAT NO. 2


Lane	No.	Competitor, School	Place	Time
1	63	Cary Jackson (Jr.) Newton	_____	_____
2	141	Richard Martin (Sr.) Rossville (R.-Alvin)	_____	_____
3	256	Craig Cuthill (Jr.) DuQuoin	_____	_____
4	354	Sam Cunningham (Sr.) Pittsfield	_____	_____
5	174	Don Kotecki (Sr.) Peru (St. Bede)	_____	_____
6	605	Andrew Richman (Jr.) Chicago (University)	_____	_____
7	96	Shawn Welti (Jr.) Kewanee (H.S.)	_____	_____
8	14	Chris Campbell (Sr.) Farmer City (F.C.-Mansfield)	_____	_____

HEAT NO. 3

Lane	No.	Competitor, School	Place	Time
1	307	Bryan Benso (Jr.) St. Joseph (S.J.-Ogden)	_____	_____
2	642	Nate Russell (Sr.) Dunlap	_____	_____
3	600	Gary Benson (Sr.) Chicago (Luther South)	_____	_____
4	484	Paul Nargelenas (Sr.) Pawnee	_____	_____
5	416	Rich Randolph (So.) Herscher	_____	_____
6	1	Larry Holloway (Sr.) Argenta (A.-Oreana)	_____	_____
7	563	Tim Lance (So.) Cuba	_____	_____
8	502	Britt Malott (So.) Anna (A.-Jonesboro)	_____	_____

HEAT NO. 4

Lane	No.	Competitor, School	Place	Time
1	501	Chad Knight (Jr.) Anna (A.-Jonesboro)	_____	_____
2	237	Paul Beegle (Jr.) Stillman Valley	_____	_____
3	412	Joe Krischel (Sr.) Dwight	_____	_____
4	285	Sean Connor (Sr.) Zeigler (Z.-Royalton)	_____	_____
5	486	Tom Radar (Sr.) Riverton	_____	_____
6	298	David Matherly (Jr.) Mahomet (M.-Seymour)	_____	_____
7	562	Steve Lance (Sr.) Cuba	_____	_____
8	387	Eric Nelson (Sr.) Morrison	_____	_____



Boys Class AA Competitors By Heat

(Boys Class AA Competitors Wear Numbers on Blue.)

(Note: Top 4 places each heat qualify for Semifinals.)

(Note: Top 2 places each Semifinal heat qualify for Finals.)

HEAT NO. 1

Lane	No.	Competitor, School	Place	Time
1	719	Billie King (Jr.) North Chicago	_____	_____
2	558	Steve Syers (Jr.) Elmwood Park	_____	_____
3	740	Gabriel Collymore (Sr.) Zion (Z.-Benton)	_____	_____
4	232	Kevin Hall (Sr.) Danville (H.S.)	_____	_____
5	813	Terrence Stevenson (Jr.) Chicago (Simeon)	_____	_____
6	466	Robert Flot (Sr.) Quincy (Sr.)	_____	_____
7	164	David Taraboletti (Sr.) Canton	_____	_____
8	360	John Rossini (Sr.) Palatine (H.S.)	_____	_____

HEAT NO. 2

Lane	No.	Competitor, School	Place	Time
1	328	Rich Sobchinsky (Sr.) Buffalo Grove	_____	_____
2	441	Jeff Taylor (Jr.) Peoria (H.S.)	_____	_____
3	642	Chris Johnson (Sr.) Blue Island (Eisenhower)	_____	_____
4	178	Tony Smith (Sr.) Galesburg	_____	_____
5	487	Mike Shaw (Sr.) Chicago (Gordon Tech)	_____	_____
6	398	Mike Clemmons (Jr.) Harrisburg	_____	_____
7	831	Mark Clancy (So.) Chicago (Young)	_____	_____
8	278	Brett Kersten (Sr.) DeKalb	_____	_____

HEAT NO. 3

Lane	No.	Competitor, School	Place	Time
1	307	Willie Clarke (Jr.) Rockford (Guilford)	_____	_____
2	221	Ed Maple (Sr.) Bloomington (H.S.)	_____	_____
3	474	Henry Waters (Sr.) Springfield (Lanphier)	_____	_____
4	651	Brian Lamb (Sr.) Chicago (Marist)	_____	_____
5	551	Kurt Zackrison (Sr.) Elmhurst (York)	_____	_____
6	609	Scott Ellinger (Jr.) Glen Ellyn (Glenbard West)	_____	_____
7	31	Jeffery Thomas (Sr.) East St. Louis (Sr.)	_____	_____
8			_____	_____

HEAT NO. 4

Lane	No.	Competitor, School	Place	Time
1	631	James Lackland (Sr.) Wheaton (Central)	_____	_____
2	488	Jim Ziaja (Sr.) Chicago (Gordon Tech)	_____	_____
3	94	Dave Argue (Sr.) Olympia Fields (Rich Central)	_____	_____
4	235	Bobby Brooks (Sr.) Danville (H.S.)	_____	_____
5	787	Bobby Burnett (Sr.) Chicago (Lane Tech)	_____	_____
6	30	Stanley Ivory (Sr.) East St. Louis (Sr.)	_____	_____
7	119	Ray Bukowski (Sr.) Downers Grove (North)	_____	_____
8			_____	_____

HEAT NO. 5

Lane	No.	Competitor, School	Place	Time
1	804	Derwin Williams (Jr.) Chicago (Morgan Park)	_____	_____
2	499	Lamar Davis (Sr.) Chicago (Weber)	_____	_____
3	537	Glenn Javier (Sr.) Darien (Hinsdale South)	_____	_____
4	262	Dennis Molloy (Jr.) Rantoul	_____	_____
5	44	Jimmy Walker (Jr.) Chicago Hts. (Bloom)	_____	_____
6	653	Joseph Slowinski (Sr.) Chicago (Marist)	_____	_____
7	448	Don Glover (Jr.) Peoria (Manual)	_____	_____
8			_____	_____

HEAT NO. 6


Lane	No.	Competitor, School	Place	Time
1	387	Brett Weathersby (Jr.) Centralia	_____	_____
2	572	Matt Gessler (So.) LaGrange (Lyons)	_____	_____
3	514	Jon Beck (Sr.) Evanston (Twp.)	_____	_____
4	55	Luther Gordon (Sr.) Chicago Hts. (Bloom Trail)	_____	_____
5	425	Nick Thomas (Sr.) Chillicothe (IVC)	_____	_____
6	665	Nate Turner (So.) Chicago (Mt. Carmel)	_____	_____
7	108	Andy Toma (Sr.) Aurora (East)	_____	_____
8			_____	_____

Boys Class A Competitors By Heat

(Boys Class A Competitors Wear Numbers on White)

(Note: Top 4 places each heat qualify for Semifinals.)

(Note: Top 2 places each Semifinal heat qualify for Finals.)



100-METER DASH

How To Score The Finals

Final Place	1st	2nd	3rd	4th	5th	6th	7th	8th
Team Points	10	8	6	5	4	3	2	1

Event Data

	Class A	Class AA
Total Qualifiers	33	40
Total Regular Qualifiers	32	33
Total Extra Qualifiers	1	7
No. of Heats	6	6

Records

Key: MT = Manual Time. FAT = Fully Automatic Time.
 IHSA = State Final Meet Record. Class A = Record for small schools. Class AA = Record for large schools.

100-Meter Dash

PREP—:10.2 by Rod Richardson, Shreveport (Fair Park), LA, 1980; :10.2 by Dennis Mitchell, Atco-Edgewood, NJ, 1983

IHSA MT—:10.5 by Edmondo Moxey, Danville (H.S.), 1984 (Semis) and Rodney Harris, Chicago (Providence-St. Mel), 1984 (Finals)

IHSA FAT—:10.64 by Edmondo Moxey, Danville (H.S.), 1984 (Semis)

Class A MT—:10.5 by Rodney Harris, Chicago (Providence-St. Mel), 1984 (Finals)

Class A FAT—:10.61 by Rodney Harris, Chicago (Providence-St. Mel), 1982 (Finals)

Class AA MT—:10.5 by Edmondo Moxey, Danville (H.S.), 1984 (Semis)

Class AA FAT—:10.64 by Edmondo Moxey, Danville (H.S.), 1984 (Semis)

Class A Sectional Bests

:10.9	Eric Childs (Sr.) Cairo
:10.9	Jeff Clincy (Sr.) Chicago (Providence-St. Mel)
:10.9	Phil Steinmetz (Sr.) Christopher
:11.0	Kyle Stoops (Sr.) Casey
:11.0	Cary Chandler (Jr.) Chicago (Luther South)
:11.0	Bob Keller (Jr.) Chicago (Luther North)
:11.1	Scott DeBoer (Sr.) Lansing (Illiana Christian)
:11.1	Wes Courier (Sr.) Yorkville
:11.1	Tom Wells (Fr.) Saunemin
:11.1	Terry Higgins (Sr.) Seneca

Class AA Sectional Bests

:10.3	Aaron Mayo (Sr.) Chicago Hts. (Bloom Trail)
:10.4	Greg Boysaw (Sr.) Champaign (Central)
:10.5	Michael Wright (Jr.) North Chicago
:10.5	Mike Sawyer (Sr.) Chicago (St. Ignatius)
:10.6	Michael Bellamy (Sr.) Chicago (Kenwood)
:10.6	Harlan South (Sr.) Harvey (Thornton)
:10.6	DeVaughn Benion (Fr.) Chicago (Dunbar)
:10.6	Curtis Hagans (Sr.) Chicago (Mendel)
:10.6	Henry Cook (Sr.) Zion (Z.-Benton)
:10.6	Gerald Bell (Sr.) Chicago (Gordon Tech)
:10.6	Darryl Brown (Sr.) Chicago (Dunbar)

*Defending champion

HEAT NO. 1

Lane	No.	Competitor, School	Place	Time
1			_____	_____
2	107	Dion Hild (Sr.) Sherrard	_____	_____
3	51	Roy Estheimer (Sr.) Flora	_____	_____
4	511	Eric Childs (Sr.) Cairo	_____	_____
5	262	Doug Comte (Jr.) Elkville (Elverado)	_____	_____
6	477	Jay Knight (Sr.) Morrisonville	_____	_____
7			_____	_____
8			_____	_____

HEAT NO. 2

Lane	No.	Competitor, School	Place	Time
1			_____	_____
2	25	Jeff Query (Sr.) Maroa (M.-Forsyth)	_____	_____
3	342	Dave Sills (Jr.) Concord (Triopia)	_____	_____
4	601	Jeff Clincy (Sr.) Chicago (Providence-St. Mel)	_____	_____
5	512	Gary Sharp (Sr.) Cairo	_____	_____
6	654	Terry Johnson (Fr.) Farmington (F. East)	_____	_____
7			_____	_____
8			_____	_____

HEAT NO. 3

Lane	No.	Competitor, School	Place	Time
1			_____	_____
2	555	Steve Newell (Sr.) Carthage (Hancock Central)	_____	_____
3	313	Jim Gott (Sr.) Sullivan	_____	_____
4	248	Phil Steinmetz (Sr.) Christophers	_____	_____
5	181	Terry Higgins (Sr.) Seneca	_____	_____
6	335	Harold Landon (Sr.) Carlinville	_____	_____
7			_____	_____
8			_____	_____

HEAT NO. 4

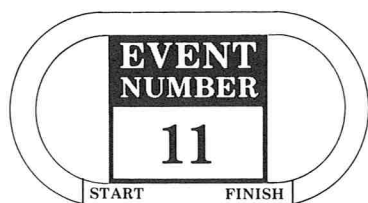
Lane	No.	Competitor, School	Place	Time
1			_____	_____
2	27	Geoff Schoonover (So.) Normal (University)	_____	_____
3	397	LeRoy Young (Sr.) Savanna	_____	_____
4	596	Cary Chandler (Jr.) Chicago (Luther South)	_____	_____
5	457	Tom Wells (Fr.) Saunemin	_____	_____
6	566	Jim Printy (Sr.) Hamilton	_____	_____
7	124	Brent Corbin (Sr.) Clifton (Central)	_____	_____
8			_____	_____

HEAT NO. 5

Lane No.	Competitor, School	Place	Time
1		_____	_____
2	398 Alan Arb (So.) Savanna	_____	_____
3	666 Jeff Svob (Jr.) Knoxville	_____	_____
4	42 Kyle Stoops (Sr.) Casey	_____	_____
5	204 West Courier (Sr.) Yorkville	_____	_____
6	491 Paul Rodgers (Jr.) Rochester	_____	_____
7	236 Dave King (So.) South Beloit	_____	_____
8		_____	_____

HEAT NO. 6

Lane No.	Competitor, School	Place	Time
1		_____	_____
2	235 Jeff Summers (Sr.) South Beloit	_____	_____
3	78 Brad Ufheil (Sr.) Annawan	_____	_____
4	594 Bob Keller (Jr.) Chicago (Luther North)	_____	_____
5	446 Scott De Boer (Sr.) Lansing (Illiana Christian)	_____	_____
6	305 Thad Trimble (Sr.) Monticello	_____	_____
7	130 Ken Hendricks (Sr.) Gibson City	_____	_____
8		_____	_____



Boys Class AA Competitors By Heat

(Boys Class AA Competitors Wear Numbers on Blue.)

(Note: Top 4 places each heat qualify for Semifinals.)

(Note: Top 2 places each Semifinal heat qualify for Finals.)

HEAT NO. 1

Lane No.	Competitor, School	Place	Time
1	393 Jerry Hamner (Jr.) Charleston	_____	_____
2	320 Tyrone Reynolds (Sr.) Arlington Hts. (Forest View)	_____	_____
3	113 Ian Isaacs (Sr.) Aurora (West)	_____	_____
4	57 Aaron Mayo (Sr.) Chicago Hts. (Bloom Trail)	_____	_____
5	13 Micheal Hill (Sr.) East St. Louis (Lincoln)	_____	_____
6	475 Alonzo Treadwell (Sr.) Springfield (Lanphier)	_____	_____
7	788 Darren Dopson (Sr.) Chicago (Lane Tech)	_____	_____
8		_____	_____

HEAT NO. 2

Lane No.	Competitor, School	Place	Time
1	341 Terry Teague (Sr.) Hoffman Estates (H.S.)	_____	_____
2	211 Kevin Milliron (Sr.) Sterling (H.S.)	_____	_____
3	290 McArthur Joiner (Sr.) Rockford (Auburn)	_____	_____
4	226 Greg Boysaw (Sr.) Champaign (Central)	_____	_____
5	759 Darryl Brown (Sr.) Chicago (Dunbar)	_____	_____
6	608 Roger Watson (Sr.) Glen Ellyn (Glenbard South)	_____	_____
7	42 Fred Grantham (Jr.) Mascoutah	_____	_____
8		_____	_____

HEAT NO. 3

Lane No.	Competitor, School	Place	Time
1	203 Brian Cady (Sr.) Rock Island (H.S.)	_____	_____
2	304 Nate Pulliam (Jr.) Rockford (East)	_____	_____
3	660 Malcolm Davis (So.) Chicago (Mendel)	_____	_____
4	722 Michael Wright (Jr.) North Chicago	_____	_____
5	757 DeVaughn Benion (Fr.) Chicago (Dunbar)	_____	_____
6	576 Joe Vernell (Jr.) Maywood (Proviso East)	_____	_____
7	440 Andre Kelly (Sr.) Peoria (H.S.)	_____	_____
8		_____	_____

HEAT NO. 4

Lane No.	Competitor, School	Place	Time
1	382 Conrad Givers (Sr.) Centralia	_____	_____
2	596 Andre Love (Sr.) Westchester (St. Joseph)	_____	_____
3	247 Eric Smith (So.) Decatur (MacArthur)	_____	_____
4	657 Curtis Hagans (Sr.) Chicago (Mendel)	_____	_____
5	496 Mike Sawyer (Sr.) Chicago (St. Ignatius)	_____	_____
6	800 Kyle Jemison (Jr.) Chicago (Morgan Park)	_____	_____
7	612 Jim Cramton (So.) Glen Ellyn (Glenbard West)	_____	_____
8		_____	_____

HEAT NO. 5

Lane No.	Competitor, School	Place	Time
1		_____	_____
2	114 Albert Hill (Jr.) Aurora (West)	_____	_____
3	47 Kelly Williams (Jr.) Chicago Hts. (Bloom)	_____	_____
4	741 Henry Cook (Sr.) Zion (Z.-Benton)	_____	_____
5	776 Michael Bellamy (Sr.) Chicago (Kenwood)	_____	_____
6	643 Jarrett Cooper (Jr.) Blue Island (Eisenhower)	_____	_____
7	296 Joe Corl (Jr.) Rockford (Boylan)	_____	_____
8		_____	_____

HEAT NO. 6

Lane No.	Competitor, School	Place	Time
1		_____	_____
2	832 Recharde Johnson (So.) Chicago (Young)	_____	_____
3	739 Terry Brown (Jr.) Zion (Z.-Benton)	_____	_____
4	682 Harlan South (Sr.) Harvey (Thornton)	_____	_____
5	486 Gerald Bell (Sr.) Chicago (Gordon Tech)	_____	_____
6	224 Aaron Minor (Jr.) Champaign (Centennial)	_____	_____
7	159 Lou Johnson (Sr.) New Lenox (Providence)	_____	_____
8		_____	_____

Boys Class A Competitors By Heat

(Boys Class A Competitors Wear Numbers on White)

(Note: Top 12 times qualify for Finals.)



800-METER RUN

How To Score The Finals

Final Place 1st 2nd 3rd 4th 5th 6th 7th 8th
Team Points 10 8 6 5 4 3 2 1

Event Data

	Class A	Class AA
Total Qualifiers	34	47
Total Regular Qualifiers	32	32
Total Extra Qualifiers	2	15
No. of Heats	2	4

Records

Key: MT = Manual Time. FAT = Fully Automatic Time.
IHSA = State Final Meet Record. Class A = Record for small schools. Class AA = Record for large schools.

800-Meter Run

PREP—1:47.31 by Pete Richardson, Berkeley, CA, 1981

IHSA MT—1:48.9 by Dave Ayoub, Peoria (H.S.), 1977 (Finals)

IHSA FAT—1:52.51 by Mike Elliott, Belvidere, 1982 (Finals)

Class A MT—1:53.3 by Ron Ackerman, Maple Park (Kaneland), 1975

Class A FAT—1:54.24 by Jim Maton, Shelbyville, 1984 (Finals)

Class AA MT—1:48.9 by Dave Ayoub, Peoria (H.S.), 1977 (Finals)

Class AA FAT—1:52.51 by Mike Elliott, Belvidere, 1982 (Finals)

Class A Sectional Bests

1:55.6	John McConnell (Sr.) Delavan
1:56.5	Jerry Funk (Sr.) Forreston
1:56.5	Brian Oakley (Sr.) Toledo (Cumberland)
1:57.1	Craig Bidner (Sr.) Stanford (Olympia)
1:57.4	Joel Reed (Sr.) Anna (A.-Jonesboro)
1:57.5	Sean Pollard (So.) Washburn (Lowpoint-W.)
1:57.6	Bob Nave (Sr.) Lebanon
1:58.1	Jeff Klalteux (Sr.) Elmwood
1:58.1	Chris Nitzche (Sr.) Waterloo (H.S.)
1:58.9	Scott Rudolf (Sr.) Mt. Morris

Class AA Sectional Bests

1:53.9	Paul Taria (Sr.) Elmhurst (York)
1:54.9	Fred Neal (Sr.) South Holland (Thornwood)
1:54.9	James White (Sr.) Elmhurst (York)
1:55.0	Ed Slack (Sr.) Summit (Argo)
1:55.1	Larry Ramsey (Sr.) Aurora (East)
1:55.1	Jose Salazar (Sr.) Rock Island (H.S.)
1:55.2	Mike Buhrow (Sr.) Carpentersville (Dundee-Crown)
1:55.4	Tony Sissom (Sr.) Oswego
1:55.4	Dan Cole (Sr.) Chicago (Marist)
1:55.5	Jim Childers (Sr.) Marion (H.S.)

*Defending champion

HEAT NO. 1

Alley	No.	Competitor, School	Place	Time
1-1	3	John McConnell (Sr.) Delavan	_____	_____
1-2	545	Chris Nitzche (Sr.) Waterloo (H.S.)	_____	_____
1-3	643	Troy Schielin (Sr.) Dunlap	_____	_____
1-4	292	Shane Meade (Sr.) Catlin	_____	_____
2-1	76	Brian Oakley (Sr.) Toledo (Cumberland)	_____	_____
2-2	460	Dan Devlin (Sr.) Ashland	_____	_____
2-3	147	Don Williams (Sr.) St. Anne	_____	_____
2-4	186	Doug Rivara (Sr.) Spring Valley (Hall)	_____	_____
3-1	500	Joel Reed (Sr.) Anna (A.-Jonesboro)	_____	_____
3-2	635	Don McKenzie (Sr.) Westmont	_____	_____
3-3	577	Dan Baker (Sr.) Rushville	_____	_____
3-4	142	Andy Sutter (Sr.) Rossville (R.-Alvin)	_____	_____
4-1	528	Bob Nave (Sr.) Lebanon	_____	_____
4-2	464	Darin Muller (Sr.) Athens	_____	_____
4-3	371	Chris Johnson (Sr.) Erie	_____	_____
4-4	318	Matt Myers (Sr.) Tolono (Unity)	_____	_____
4-5	328	Baron Stayton (Sr.) Carlinville	_____	_____

HEAT NO. 2

Alley	No.	Competitor, School	Place	Time
1-1	220	Jerry Funk (Sr.) Forreston	_____	_____
1-2	231	Scott Rudolf (Sr.) Mt. Morris	_____	_____
1-3	613	Chris Matus (Sr.) Lisle (Sr.)	_____	_____
1-4	263	Bob Lamar (Sr.) Fairfield	_____	_____
2-1	32	Craig Bidner (Sr.) Stanford (Olympia)	_____	_____
2-2	447	Tim Hamann (Sr.) Manteno	_____	_____
2-3	417	Wayne Bisallon (Sr.) Herscher	_____	_____
2-4	249	Bruce Caraker (Sr.) Christopher	_____	_____
3-1	35	Sean Pollard (So.) Washburn (Lowpoint-W.)	_____	_____
3-2	407	Ray Willstead (Sr.) Walnut	_____	_____
3-3	109	Jeff Hartman (Sr.) Sherrard	_____	_____
3-4	188	Mark Bezely (Sr.) Spring Valley (Hall)	_____	_____
4-1	644	Jeff Klalteux (Sr.) Elmwood	_____	_____
4-2	93	Tim Long (Sr.) Joy (Westmer)	_____	_____
4-3	75	Zack Ettelbrick (Sr.) Toledo (Cumberland)	_____	_____
4-4	365	Mike Lowder (Sr.) Waverly	_____	_____
4-5	578	Mark Fowler (Sr.) Rushville	_____	_____



Boys Class AA Competitors By Heat

(Boys Class AA Competitors Wear Numbers on Blue.)

(Note: Top 12 times qualify for Finals.)

HEAT NO. 1

Alley	No.	Competitor, School	Place	Time
1-1	552	Paul Taria (Sr.) Elmhurst (York)	_____	_____
1-2	367	Mark Lishchynski (Jr.) Schaumburg	_____	_____
1-3	185	Paul Perryman (Sr.) Moline	_____	_____
2-1	199	Jose Salazar (Jr.) Rock Island (H.S.)	_____	_____
2-2	638	Trent Mays (Sr.) Wheaton (North)	_____	_____
2-3	461	Rici Brack (Sr.) Peoria (Woodruff)	_____	_____
3-1	656	Dan Cole (Sr.) Chicago (Marist)	_____	_____
3-2	150	Pete Thiel (Jr.) Naperville (North)	_____	_____
3-3	710	Mack Dawson (Sr.) Libertyville	_____	_____
4-1	376	Jim Clark (Sr.) Wheeling	_____	_____
4-2	3	Mike Raney (Jr.) Belleville (East)	_____	_____
4-3	785	Alphonso Mitchell (Sr.) Chicago (Lane Tech)	_____	_____

HEAT NO. 3

Alley	No.	Competitor, School	Place	Time
1-1	695	Fred Neal (Sr.) South Holland (Thornwood)	_____	_____
1-2	346	Rich Lanasa (Sr.) Mt. Prospect (Prospect)	_____	_____
1-3	126	John Becker (Sr.) Joliet (Central)	_____	_____
2-1	109	Larry Ramsey (Sr.) Aurora (East)	_____	_____
2-2	577	David Bryant (Sr.) Maywood (Proviso East)	_____	_____
2-3	727	Mike Ritter (Sr.) Prairie View (Stevenson)	_____	_____
3-1	404	Jim Childers (Sr.) Marion (H.S.)	_____	_____
3-2	648	Dave Nelson (Jr.) Chicago (Leo)	_____	_____
3-3	815	Kenny Gaston (Jr.) Chicago (South Shore)	_____	_____
4-1	212	Bruce Nie (Sr.) Sterling (H.S.)	_____	_____
4-2	196	Ellis Atwater (Sr.) Rock Island (H.S.)	_____	_____
4-3	773	James Woodfork (Sr.) Chicago (Kenwood)	_____	_____

HEAT NO. 2

Alley	No.	Competitor, School	Place	Time
1-1	549	James White (Sr.) Elmhurst (York)	_____	_____
1-2	318	Scott Jackson (Sr.) Woodstock (H.S.)	_____	_____
1-3	325	Fran Walker (Sr.) Arlington Hts. (St. Viator)	_____	_____
2-1	601	Mike Buhrow (Sr.) Carpentersville (Dundee-Crown)	_____	_____
2-2	826	Al Willis (Sr.) Chicago (Tilden)	_____	_____
2-3	524	Scott Kingston (Sr.) Park Ridge (Maine South)	_____	_____
3-1	419	Shannon Hough (Sr.) Olney (East Richland)	_____	_____
3-2	326	Rob Neal (Sr.) Barrington	_____	_____
3-3	98	Jim Humenik (Sr.) Tinley Park (Andrew)	_____	_____
4-1	36	Tim Flamer (Sr.) Edwardsville (Sr.)	_____	_____
4-2	509	Nave Wilson (Sr.) Evanston (Twp.)	_____	_____
4-3	227	Aaron Witherspoon (Sr.) Champaign (Central)	_____	_____

HEAT NO. 4

Alley	No.	Competitor, School	Place	Time
1-1	594	Ed Slack (Sr.) Summit (Argo)	_____	_____
1-2	361	Ossi Karjalawen (Sr.) Palatine (H.S.)	_____	_____
1-3	186	Neal Duncan (Jr.) Moline	_____	_____
2-1	160	Tony Sissom (Jr.) Oswego	_____	_____
2-2	286	Tim Purifoy (Sr.) Loves Park (Harlem)	_____	_____
2-3	422	Tobi Peters (Fr.) Chillicothe (Ill. Valley Central)	_____	_____
3-1	684	Al Oaks (Sr.) Lansing (T.F. South)	_____	_____
3-2	215	Mark Musselman (Jr.) Sterling (H.S.)	_____	_____
3-3	219	Brian Haas (Jr.) Bloomington (H.S.)	_____	_____
4-1	82	Rich Kolasa (Jr.) Oak Forest	_____	_____
4-2	378	Doug Kell (Sr.) Centralia	_____	_____

Boys Class A Competitors By Heat

(Boys Class A Competitors Wear Numbers on White)
(Note: Top 8 times qualify for Finals.)



800-METER RELAY

How To Score The Finals
Final Place 1st 2nd 3rd 4th 5th 6th 7th 8th
Team Points 10 8 6 5 4 3 2 1

Event Data

	Class A	Class AA
Total Qualifiers	32	36
Total Regular Qualifiers	32	32
Total Extra Qualifiers	0	4
No. of Heats	4	5

Records

Key: MT = Manual Time. FAT = Fully Automatic Time.
IHSA = State Final Meet Record. Class A = Record for small schools. Class AA = Record for large schools.

800-Meter Relay

PREP—1:24.9 by Lake Charles (H.S.), LA (Efrem Davis, Clarency Gray, Jr., Ronald Hayes, Orlando McDaniel), 1978

IHSA MT—1:25.7 by East St. Louis (Sr.) (Stanley Braggs, Lamar Pickett, Richard Townsend, Marvin Edmonds), 1975

IHSA FAT—1:27.06 by Danville (H.S.) (George Juvinall, Terry Moore, Robert Williams, Van Cowden), 1983 (Finals)

Class A MT—1:29.8 by Melrose Park (Walther Lutheran) (Frank Moss, Don Samuel, Brian Hannemann, Pat Powe), 1980 (Finals)

Class A FAT—1:29.31 by St. Anne (Dewayne Bolton, Richard Miller, Kenny Smith, Johnny Dunlap), 1983 (Finals)

Class AA MT—1:25.7 by East St. Louis (Sr.) (Stanley Braggs, Lamar Pickett, Richard Townsend, Marvin Edmonds), 1975

Class AA FAT—1:27.06 by Danville (H.S.) (George Juvinall, Terry Moore, Robert Williams, Van Cowden), 1983 (Finals)

Class A Sectional Bests

1:30.9	Cairo
1:31.1	Chicago (Luther South)
*1:31.9	Melrose Park (Walther Lutheran) (1:28.95)
1:32.7	Yorkville
1:32.8	Knoxville
1:33.0	Farmington (F.-East)
1:33.1	Kewanee (H.S.)
1:33.1	Peru (St. Bede)
1:33.2	Durand
1:33.4	Madison

Class AA Sectional Bests

1:27.2	Chicago Hts. (Bloom Trail)
1:27.9	Chicago (Mendel)
1:28.3	Wheaton (North)
1:28.5	East St. Louis (Sr.)
1:28.5	Chicago (Dunbar)
1:28.5	Peoria (H.S.)
1:28.2	Rockford (East)
1:28.3	Aurora (West)
1:28.8	Zion (Z.-Benton)
1:29.3	Chicago Hts. (Bloom)
1:29.3	Kankakee (Sr.)

*Defending champion

HEAT NO. 1

Lane	School	Place	Time
1	Macon	_____	_____
2	Sherrard	_____	_____
3	Durand	_____	_____
4	Cairo	_____	_____
5	Knoxville	_____	_____
6	Prophetstown	_____	_____
7	Monticello	_____	_____
8	Zeigler (Z.-Royalton)	_____	_____

HEAT NO. 2

Lane	School	Place	Time
1	Danville (Schlarman)	_____	_____
2	Carlinville	_____	_____
3	Madison	_____	_____
4	Chicago (Luther South)	_____	_____
5	Farmington (F. East)	_____	_____
6	Normal (University)	_____	_____
7	Beardstown	_____	_____
8	St. Anne	_____	_____

HEAT NO. 3

Lane	School	Place	Time
1	Hamilton	_____	_____
2	Herscher	_____	_____
3	LaMoille	_____	_____
4	Melrose Park (Walther Lutheran)	_____	_____
5	Peru (St. Bede)	_____	_____
6	Casey	_____	_____
7	Metropolis (Massac County)	_____	_____
8	Oakland	_____	_____

HEAT NO. 4

Lane	School	Place	Time
1	Clifton (Central)	_____	_____
2	Pontiac	_____	_____
3	Winnebago	_____	_____
4	Yorkville	_____	_____
5	Kewanee (H.S.)	_____	_____
6	Riverton	_____	_____
7	LeRoy	_____	_____
8	Pleasant Hill	_____	_____



Boys Class AA Competitors By Heat

(Boys Class AA Competitors Wear Numbers on Blue.)
(Note: Top 8 times qualify for Finals.)

HEAT NO. 1

Lane	School	Place	Time
1	East Moline (United)	_____	_____
2	Chicago (Lane Tech)	_____	_____
3	Kankakee (Sr.)	_____	_____
4	Chicago Hts. (Bloom Trail)	_____	_____
5	East St. Louis (Sr.)	_____	_____
6	Chicago (Morgan Park)	_____	_____
7	Chicago (Quigley South)	_____	_____
8	Geneva	_____	_____

HEAT NO. 2

Lane	School	Place	Time
1	Elmhurst (York)	_____	_____
2	East St. Louis (Lincoln)	_____	_____
3	Rockford (West)	_____	_____
4	Chicago (Mendel)	_____	_____
5	Peoria (H.S.)	_____	_____
6	Chicago (South Shore)	_____	_____
7	Darien (Hinsdale South)	_____	_____
8		_____	_____

HEAT NO. 3

Lane	School	Place	Time
1	Buffalo Grove	_____	_____
2	Decatur (MacArthur)	_____	_____
3	Chicago (Gordon Tech)	_____	_____
4	Rockford (East)	_____	_____
5	Chicago (Dunbar)	_____	_____
6	Centralia	_____	_____
7	Peoria (Richwoods)	_____	_____
8		_____	_____

HEAT NO. 4

Lane	School	Place	Time
1	Hoffman Estates (H.S.)	_____	_____
2	Olympia Fields (Rich Central)	_____	_____
3	Chicago (Julian)	_____	_____
4	Aurora (West)	_____	_____
5	Zion (Z.-Benton)	_____	_____
6	Evanston (Twp.)	_____	_____
7	Murphysboro	_____	_____
8		_____	_____

HEAT NO. 5

Lane	School	Place	Time
1	North Chicago	_____	_____
2	Joliet (Central)	_____	_____
3	Sterling (H.S.)	_____	_____
4	Wheaton (North)	_____	_____
5	Chicago Hts. (Bloom)	_____	_____
6	Chicago (Kenwood)	_____	_____
7	Danville (H.S.)	_____	_____
8		_____	_____

Charting the 1984-85 Class A Sectionals

Site	No. Schools Assigned	No. Schools Advancing to State Final	Total Advancing Competitors
Anna (A.-Jonesboro)	21	17	48
Carrollton	20	13	38
Clinton	26	14	39
Coal City	19	12	51
Erie	20	13	43
Lisle (Sr.)	23	13	47
McLeansboro	20	12	44
Mahomet (M.-Seymour)	27	11	39
Monmouth (H.S.)	18	11	43
Oregon	25	14	39
Plano	24	11	43
Robinson	21	13	38
Rochester	25	12	37
Rushville	16	12	42
Sherrard	23	12	43
Watseka	22	11	42
TOTALS	350	201	676

Charting The 1984-85 Class AA Sectionals

Site	No. Schools Assigned	No. Schools Advancing To State Final	Total Advancing Competitors
Belleville (East)	18	10	43
Carpentersville (Dundee-Crown)	20	14	44
Champaign (Centennial)	13	12	49
Chicago Hts. (Bloom)	18	11	60
Chicago Public League	64	23	93
Elmhurst (York)	16	14	67
Hoffman Estates (Conant)	16	16	58
Marion (H.S.)	14	11	44
Morton	21	15	62
Naperville (Central)	21	15	60
Oak Lawn (Richards)	19	11	56
Prairie View (Stevenson)	18	11	45
Rockford (Auburn)	17	14	53
Rock Island (H.S.)	13	12	52
Wilmette (Loyola)	15	12	48
TOTALS	303	201	834
OVERALL TOTALS	653	402	1510

Boys Class A Competitors By Heat

(Boys Class A Competitors Wear Numbers on White)

(Note: Top 8 times qualify for Finals.)



400-METER DASH

How To Score The Finals

Final Place 1st 2nd 3rd 4th 5th 6th 7th 8th
Team Points 10 8 6 5 4 3 2 1

Event Data

	Class A	Class AA
Total Qualifiers	32	44
Total Regular Qualifiers	32	32
Total Extra Qualifiers	0	12
No. of Heats	4	6

Records

Key: MT = Manual Time. FAT = Fully Automatic Time.
IHSA = State Final Meet Record. Class A = Record for small schools. Class AA = Record for large schools.

400-Meter Dash

PREP—:45.5 by Anthony Ketchum, Needville, TX, 1981 and Roddie Haley, Texarkana, TX, 1984

IHSA MT—:47.1 by Michael Wade, North Chicago, 1980 (Finals)

IHSA FAT—:47.34 Sherman Arnold, Chicago (Fenger), 1983 (Finals)

Class A MT—:47.2 by Mark Claypool, Maple Park (Kaneland), 1977 (Finals)

Class A FAT—:48.82 by Troy Piper, Durand, 1982 (Finals)

Class AA MT—:47.1 by Michael Wade, North Chicago, 1980 (Finals)

Class AA FAT—:47.34 by Sherman Arnold, Chicago (Fenger), 1983 (Finals)

Class A Sectional Bests

:49.6	Steve Repp (Sr.) Avon
:49.7	Gary Sharp (Sr.) Cairo
:50.4	Ronald Vann (Fr.) Lebanon
:50.6	Rich Roper (Sr.) Girard
:50.6	Tom Mowatt (Sr.) Chicago (The Latin School)
:50.6	Shane Carr (Sr.) Henry (H.-Senachwine)
:50.9	Jim Getzelman (Jr.) Byron
:51.0	Jeff Clements (Sr.) El Paso
:51.0	LeRoy Young (Sr.) Savanna
:51.0	Mike Rink (Sr.) Maple Park (Kaneland)

Class AA Sectional Bests

:47.4	Harlan South (Sr.) Harvey (Thornton)
:47.4	Harold Leonard (Sr.) Chicago (Mt. Carmel)
:47.9	Scott Wofford (Sr.) Springfield (Southeast)
:48.0	Trenton Harper (Sr.) Peoria (Woodruff)
:48.1	McArthur Joiner (Sr.) Rockford (Auburn)
:48.4	Michael Taylor (So.) Chicago (Kenwood)
:48.6	Quincy Fair (Sr.) Freeport (H.S.)
:48.7	Brian Neal (Jr.) Decatur (Stephen Decatur)
:48.8	Frank Stacy (Sr.) Peoria (H.S.)
:48.8	Matt Howe (Jr.) Belvidere

*Defending champion

HEAT NO. 1

Lane	No.	Competitor, School	Place	Time
1	353	Mark Hunt (Sr.) Litchfield	_____	_____
2	175	Jeff Julian (Jr.) Princeton	_____	_____
3	404	Leland Downs (Sr.) Tampico	_____	_____
4	636	Steve Repp (Sr.) Avon	_____	_____
5	604	Tom Mowatt (Sr.) Chicago (The Latin School)	_____	_____
6	227	Mike Rink (Sr.) Maple Park (Kaneland)	_____	_____
7	322	Herbert Schonken (Sr.) Urbana (University)	_____	_____
8	465	Joe Wortley (Sr.) Auburn	_____	_____

HEAT NO. 2

Lane	No.	Competitor, School	Place	Time
1	572	Tim McClland (Sr.) Mendon (Unity)	_____	_____
2	645	Scott Johnston (Jr.) Elmwood	_____	_____
3	397	LeRoy Young (Sr.) Savanna	_____	_____
4	163	Shane Carr (Sr.) Henry (H.-Senachwine)	_____	_____
5	512	Gary Sharp (Sr.) Cairo	_____	_____
6	324	Sean Anderson (Sr.) Westville	_____	_____
7	597	Torrey Price (Jr.) Chicago (Luther South)	_____	_____
8	245	Bill Reinwald (Sr.) Carmi	_____	_____

HEAT NO. 3

Lane	No.	Competitor, School	Place	Time
1	56	Ron Woods (Jr.) Newton	_____	_____
2	92	Corey Kelly (Sr.) Joy (Westmer)	_____	_____
3	9	Mark Seiver (Sr.) El Paso	_____	_____
4	529	Ronald Vann (Fr.) Lebanon	_____	_____
5	208	Jim Getzelman (Jr.) Byron	_____	_____
6	492	James Duban (Jr.) Rochester	_____	_____
7	250	Joe Bullock (Sr.) Christopher	_____	_____
8	132	Steve Smith (Sr.) Gilman (Iroquois West)	_____	_____

HEAT NO. 4

Lane	No.	Competitor, School	Place	Time
1	143	Doug Jones (Sr.) Rossville (R.-Alvin)	_____	_____
2	69	K.L. Kimmel (Jr.) Robinson	_____	_____
3	118	Jim Caulkins (Sr.) Woodhull (Alwood)	_____	_____
4	10	Jeff Clements (Sr.) El Paso	_____	_____
5	346	Rich Roper (Sr.) Girard	_____	_____
6	415	Brian Radke (Sr.) Gridley	_____	_____
7	453	Charles Hubbard (Jr.) Pontiac	_____	_____
8	570	Tom Kammerer (Sr.) Hamilton	_____	_____



Boys Class AA Competitors By Heat

(Boys Class AA Competitors Wear Numbers on Blue.)

(Note: Top 8 times qualify for Finals.)

HEAT NO. 1

Lane	No.	Competitor, School	Place	Time
1	33	Tyrunne Johnson (So.) East St. Louis (Sr.)	_____	_____
2	732	Dewayne Boyd (Sr.) Waukegan (East)	_____	_____
3	15	Cedric Washington (Sr.) East St. Louis (Lincoln)	_____	_____
4	682	Harlan South (Sr.) Harvey (Thornton)	_____	_____
5	281	Quincy Fair (Sr.) Freeport (H.S.)	_____	_____
6	632	Eric Filkin (Sr.) Wheaton (Central)	_____	_____
7	478	Kenny Guard (Sr.) Springfield (Southeast)	_____	_____
8	792	Tracy Geary (Jr.) Chicago (Lane Tech)	_____	_____

HEAT NO. 2

Lane	No.	Competitor, School	Place	Time
1	497	Paul Kelly (Sr.) Chicago (St. Ignatius)	_____	_____
2	352	Rick Ledford (Jr.) Palatine (Fremd)	_____	_____
3	111	Kenny Page (Sr.) Aurora (West)	_____	_____
4	254	Brian Neal (Jr.) Decatur (Stephen Decatur)	_____	_____
5	666	Harold Leonard (Sr.) Chicago (Mt. Carmel)	_____	_____
6	306	Andre Cook (Sr.) Rockford (Guilford)	_____	_____
7	144	Mike Carter (Jr.) Naperville (Central)	_____	_____
8	793	John Spinton (So.) Chicago (Lane Tech)	_____	_____

HEAT NO. 3

Lane	No.	Competitor, School	Place	Time
1	319	Kevin Pokorny (Jr.) Algonquin (Jacobs)	_____	_____
2	720	Alan Turner (So.) North Chicago	_____	_____
3	163	Mike Burries (Sr.) Romeoville	_____	_____
4	477	Scott Wofford (Sr.) Springfield (Southeast)	_____	_____
5	438	Frank Stacy (Sr.) Peoria (H.S.)	_____	_____
6	612	Jim Cramton (So.) Glen Ellyn (Glenbard West)	_____	_____
7	516	Mark Davis (Jr.) Evanston (Twp.)	_____	_____
8			_____	_____

HEAT NO. 4


Lane	No.	Competitor, School	Place	Time
1	399	Phil Shelton (Jr.) Harrisburg	_____	_____
2	589	Chris Register (Sr.) Oak Park (O.P.-River Forest)	_____	_____
3	226	Greg Boysaw (Sr.) Champaign (Central)	_____	_____
4	462	Trenton Harper (Sr.) Peoria (Woodruff)	_____	_____
5	269	Matt Howe (Jr.) Belvidere	_____	_____
6	681	Randy Jones (Sr.) Harvey (Thornton)	_____	_____
7	197	Frankie Atwater (So.) Rock Island (H.S.)	_____	_____
8			_____	_____

HEAT NO. 5

Lane	No.	Competitor, School	Place	Time
1	184	Kevin Schmidt (Sr.) LaSalle (L.-Peru)	_____	_____
2	593	Gary Svihla (Sr.) Riverside (R.-Brookfield)	_____	_____
3	729	Vince Smith (Jr.) Prairie View (Stevenson)	_____	_____
4	290	McArthur Joiner (Sr.) Rockford (Auburn)	_____	_____
5	107	Craig Hudson (Sr.) Aurora (East)	_____	_____
6	228	Brax Miller (Sr.) Champaign (Central)	_____	_____
7	827	Ken Lawrence (Sr.) Chicago (Tilden)	_____	_____
8			_____	_____

HEAT NO. 6

Lane	No.	Competitor, School	Place	Time
1	401	Aaron Russell (So.) Marion (H.S.)	_____	_____
2	585	Tyrone Williams (Sr.) Oak Park (O.P.-River Forest)	_____	_____
3	143	Mike McAninch (Sr.) Naperville (Central)	_____	_____
4	690	Rodney Lemon (Sr.) South Holland (Thornwood)	_____	_____
5	775	Michael Taylor (So.) Chicago (Kenwood)	_____	_____
6	96	Terry Phillips (Sr.) Palos Hts. (Shepard)	_____	_____
7	60	Marvin Tullison (Jr.) Chicago Hts. (Bloom Trail)	_____	_____
8			_____	_____



300-METER LOW HURDLES

How To Score The Finals
Final Place 1st 2nd 3rd 4th 5th 6th 7th 8th
Team Points 10 8 6 5 4 3 2 1

Event Data

	Class A	Class AA
Total Qualifiers	33	43
Total Regular Qualifiers	33	32
Total Extra Qualifiers	0	11
No. of Heats	5	6

Records

Key: MT = Manual Time. FAT = Fully Automatic Time.
 IHSA = State Final Meet Record. Class A = Record for small schools. Class AA = Record for large schools.

300-Meter Low Hurdles

PREP—:35.9 by William Blessing, Dallas (Hillcrest), TX, 1974

IHSA MT—:36.0 by Greg Foster, Maywood (Proviso East), 1975 (Finals)

IHSA FAT—:36.75 by John Register, Oak Park-River Forest, 1983 (Finals)

Class A MT—:37.4 by Scot Adamson, Moweaqua, 1983 (Prelims)

Class A FAT—:37.42 by Scot Adamson, Moweaqua, 1983 (Finals)

Class AA MT—:36.0 by Greg Foster, Maywood (Proviso East), 1975 (Finals)

Class AA FAT—:36.03 by Pat McGhee, Aurora (East), 1984 (Finals)

Class A Sectional Bests

:38.4	Phil Steinmetz (Sr.) Christopher (:37.29)
:38.9	Jeff Schade (Sr.) Saunemin
:39.1	Reginald Banks (Sr.) Madison
:39.2	Cary Jackson (Jr.) Newton
:39.2	B.J. O'Neil (Sr.) Tiskilwa
:39.4	Paul Beegle (Jr.) Stillman Valley
:39.5	Fred Luchtenberg (Jr.) Elmhurst (Timothy Christian)
:39.5	Dave Cox (Jr.) Yorkville
:39.5	Bob Stowell (Sr.) Auburn
:39.7	Jeff Query (Sr.) Maroa (M.-Forsyth)
:39.7	Andrew Richman (Jr.) Chicago (University)

Class AA Sectional Bests

:37.0	Chris Johnson (Sr.) Blue Island (Eisenhower)
:37.5	Mark Locke (Sr.) Evanston (Twp.)
:37.5	Joseph Slowinski (Sr.) Chicago (Marist)
:37.6	Brian Scerva (Sr.) Park Ridge (Maine South)
:37.6	Lonnell Mackey (Sr.) Dolton (Thornridge)
:37.7	George Rhodes (Sr.) Springfield (H.S.)
:37.7	Andy Toma (Sr.) Aurora (East)
:37.8	John Bonino (Jr.) Elmhurst (York)
:37.9	James Coleman (Sr.) Chicago Hts. (Bloom)
:37.9	Brian Lamb (Sr.) Chicago (Marist)

*Defending champion

Boys Class A Competitors By Heat

(Boys Class A Competitors Wear Numbers on White)
 (Note: Top 8 times qualify for Finals.)

		HEAT NO. 1		Place	Time
Lane	No.	Competitor, School			
1	131	Todd Cowgill (Sr.) Gibson City		_____	_____
2	354	Sam Cunningham (Sr.) Pittsfield		_____	_____
3	605	Andrew Richman (Jr.) Chicago (University)		_____	_____
4	237	Paul Beegle (Jr.) Stillman Valley		_____	_____
5	248	Phil Steinmetz (Sr.) Christopher		_____	_____
6	1	Larry Holloway (Sr.) Argenta (A.-Oreana)		_____	_____
7	577	Dan Baker (Sr.) Rushville		_____	_____
8				_____	_____

		HEAT NO. 2		Place	Time
Lane	No.	Competitor, School			
1	673	Brian McIntosh (Jr.) Monmouth (Warren)		_____	_____
2	246	Jim Mulvany (Jr.) Carterville		_____	_____
3	174	Don Kotecki (Sr.) Peru (St. Bede)		_____	_____
4	458	Jeff Schade (Sr.) Saunemin		_____	_____
5	610	Fred Luchtenberg (Jr.) Elmhurst (Timothy Christian)		_____	_____
6	222	Don Schuler (Sr.) Genoa (G.-Kingston)		_____	_____
7	562	Steve Lance (Sr.) Cuba		_____	_____
8				_____	_____

		HEAT NO. 3		Place	Time
Lane	No.	Competitor, School			
1	138	Jay Holland (Sr.) Paxton		_____	_____
2	386	Mike Williams (Jr.) Lena (L.-Winslow)		_____	_____
3	487	Corey Franklin (So.) Riverton		_____	_____
4	533	Reginald Banks (Sr.) Madison		_____	_____
5	198	Dave Cox (Jr.) Yorkville		_____	_____
6	108	Rob Bowers (Sr.) Sherrard		_____	_____
7	385	Mike DeLong (Jr.) LaMoille		_____	_____
8				_____	_____

		HEAT NO. 4		Place	Time
Lane	No.	Competitor, School			
1				_____	_____
2	147	Don Williams (Jr.) St. Anne		_____	_____
3	411	Jon Micetich (Jr.) Coal City		_____	_____
4	63	Cary Jackson (Jr.) Newton		_____	_____
5	466	Bob Stowell (Sr.) Auburn		_____	_____
6	360	Bill Scherff (So.) Staunton		_____	_____
7	298	David Matherly (Jr.) Mahomet (M.-Seymour)		_____	_____
8				_____	_____

Lane No.	Competitor, School	Place	Time	Lane No.	Competitor, School	Place	Time
1		_____	_____	5 25	Jeff Query (Sr.) Maroa (M.-Forsyth)	_____	_____
2 527	Tim Daiber (Sr.) Highland (St. Paul)	_____	_____	6 307	Bryan Benso (Jr.) St. Joseph (S.J.-Ogden)	_____	_____
3 77	Mike Giesler (Sr.) Windsor	_____	_____	7 657	Jeff Skaggs (Jr.) Farmington (F. East)	_____	_____
4 116	B.J. O'Neil (Sr.) Tiskilwa	_____	_____	8		_____	_____



Boys Class AA Competitors By Heat

(Boys Class AA Competitors Wear Numbers on Blue.)

(Note: Top 8 times qualify for Finals.)

HEAT NO. 1

Lane No.	Competitor, School	Place	Time
1 387	Brett Weathersby (Jr.) Centralia	_____	_____
2 483	Tony Davis (Sr.) Chicago (Gordon Tech)	_____	_____
3 61	Rufus Taylor (Sr.) Chicago Hts. (Bloom Trail)	_____	_____
4 642	Chris Johnson (Sr.) Blue Island (Eisenhower)	_____	_____
5 108	Andy Toma (Sr.) Aurora (East)	_____	_____
6 362	Steve Rossini (Sr.) Palatine (H.S.)	_____	_____
7 556	Dave Rowe (Jr.) Elmhurst (York)	_____	_____
8 762	Douglas Shelton (So.) Chicago (Englewood)	_____	_____

HEAT NO. 2

Lane No.	Competitor, School	Place	Time
1 756	Terrance Hymon (Sr.) Chicago (Dunbar)	_____	_____
2 441	Jeff Taylor (Jr.) Peoria (H.S.)	_____	_____
3 106	Tracey Drew (Jr.) Aurora (East)	_____	_____
4 513	Mark Locke (Sr.) Evanston (Twp.)	_____	_____
5 555	John Bonino (Jr.) Elmhurst (York)	_____	_____
6 164	David Taraboletti (Sr.) Canton	_____	_____
7 738	John Jackovich (Sr.) Zion (Z.-Benton)	_____	_____
8		_____	_____

HEAT NO. 3

Lane No.	Competitor, School	Place	Time
1 17	Andre Williams (Jr.) East St. Louis (Lincoln)	_____	_____
2 517	Phillip Williams (Jr.) Evanston (Twp.)	_____	_____
3 353	Tim McGuire (Sr.) Palatine (Fremd)	_____	_____
4 653	Joseph Slowinski (Sr.) Chicago (Marist)	_____	_____
5 48	James Coleman (Sr.) Chicago Hts. (Bloom)	_____	_____
6 179	Troy Bramlett (Jr.) Galesburg	_____	_____
7 145	Jose Lamboy (Sr.) Naperville (Central)	_____	_____
8		_____	_____

HEAT NO. 4

Lane No.	Competitor, School	Place	Time
1 789	Patrick Knox (Jr.) Chicago (Lane Tech)	_____	_____
2 609	Scott Ellinger (Jr.) Glen Ellyn (Glenbard West)	_____	_____
3 28	Arthur Sargent (Jr.) East St. Louis (Sr.)	_____	_____
4 525	Brian Scerva (Sr.) Park Ridge (Maine South)	_____	_____
5 651	Brian Lamb (Sr.) Chicago (Marist)	_____	_____
6 115	Raphael Brooks (Jr.) Aurora (West)	_____	_____
7 131	Paul Jones (Jr.) Joliet (West)	_____	_____
8		_____	_____

HEAT NO. 5

Lane No.	Competitor, School	Place	Time
1 417	Greg Jones (Sr.) Murphysboro	_____	_____
2 611	Greg Rau (Sr.) Glen Ellyn (Glenbard West)	_____	_____
3 719	Billie King (Jr.) North Chicago	_____	_____
4 674	Lonnell Mackey (Sr.) Dolton (Thornridge)	_____	_____
5 237	Joe Hall (Sr.) Danville (H.S.)	_____	_____
6 537	Glenn Javier (Sr.) Darien (Hinsdale South)	_____	_____
7 277	Scott Przybyla (Jr.) Crystal Lake (South)	_____	_____
8		_____	_____

HEAT NO. 6

Lane No.	Competitor, School	Place	Time
1 810	Frank Brown (Jr.) Chicago (Robeson)	_____	_____
2 700	Chip Martin (Sr.) Deerfield	_____	_____
3 262	Dennis Molloy (Jr.) Rantoul	_____	_____
4 468	George Rhodes (Sr.) Springfield (H.S.)	_____	_____
5 182	Rick Farrell (Sr.) Geneseo (Darnall)	_____	_____
6 528	Fred Hemke (Sr.) Winnetka (New Trier)	_____	_____
7 270	Cory Schoeppach (Jr.) Belvidere	_____	_____
8		_____	_____

Boys Class A Competitors By Heat

(Boys Class A Competitors Wear Numbers on White)

(Note: Top 12 times qualify for Finals.)



1600-METER RUN

How To Score The Finals

Final Place 1st 2nd 3rd 4th 5th 6th 7th 8th
Team Points 10 8 6 5 4 3 2 1

Event Data

	Class A	Class AA
Total Qualifiers	36	43
Total Regular Qualifiers	32	32
Total Extra Qualifiers	4	11
No. of Heats	2	3

Records

Key: MT = Manual Time. FAT = Fully Automatic Time.
IHSA = State Final Meet Record. Class A = Record for small schools. Class AA = Record for large schools.

1600-Meter Run

PREP—3:58.3 by Jim Ryun, Wichita (East), KS, 1965
IHSA MT—4:07.1 by Andy Isla-Rubert, Hillside (Proviso West), 1970
IHSA FAT—4:11.45 by Brent McLain, Bento, 1983 (Finals)
Class A MT—4:16.72 by Greg Hill, Freeburg, 1981 (Finals)
Class A FAT—4:19.04 by John Jacobson, Cornell, 1983 (Finals)
Class AA MT—4:07.8 by Ron Wartgow, Belvidere, 1976
Class AA FAT—4:08.45 by Tim Phillips, Arlington Hts. (St. Viator), 1984 (Finals)

Class A Sectional Bests

4:20.6 Adam Suarez (Sr.) Princeton
4:24.0 Rick Heth (Jr.) Yorkville
4:24.7 David Beauchem (Sr.) Byron
4:25.1 Troy Maddux (Jr.) Streator (Woodland)
4:25.9 Scott Rudolf (Sr.) Mt. Morris
4:26.3 Mike Shaffer (Jr.) Shelbyville
4:26.9 Noah Khoshbin (Sr.) Princeton
4:27.9 Ron Speletich (Sr.) Beecher
4:28.2 Jeff King (Jr.) Mendota
4:28.9 Kurt Bounds (Sr.) Athens

Class AA Sectional Bests

4:14.1 Steve Miller (Sr.) Elk Grove Village (E.G.)
4:15.1 Sean Corrigan (Sr.) Hoffman Estates (Conant)
4:16.3 James White (Sr.) Elmhurst (York)
4:17.2 Darron Christy (Sr.) Rockford (East)
4:17.3 Mitch McCormick (Jr.) Franklin Park (Leyden)
4:17.3 Rick Gasparini (Jr.) Rockford (East)
4:18.0 Ed Slowikowski (Sr.) Darien (Hinsdale South)
4:18.2 Bob Berger (Jr.) Elmhurst (York)
4:18.6 Mark Deady (Sr.) Prairie View (Stevenson)
4:19.3 Jim Clark (Sr.) Wheeling

*Defending champion

SECTION NO. 1

Alley	No.	Competitor, School	Place	Time
1-1	176	Adam Suarez (Sr.) Princeton	_____	_____
1-2	168	Jeff King (Jr.) Mendota	_____	_____
1-3	23	Brad Wright (Jr.) Manito (Forman)	_____	_____
1-4	561	David Martz (Sr.) Cuba	_____	_____
2-1	207	David Beauchem (Sr.) Byron	_____	_____
2-2	206	Mark Shaulis (Sr.) Ashton	_____	_____
2-3	646	Brian Oppen (Sr.) Elmwood	_____	_____
2-4	523	Larry DeSherlia (Jr.) Greenville	_____	_____
3-1	231	Scott Rudolf (Sr.) Mt. Morris	_____	_____
3-2	299	Neil Mathis (Sr.) Mahomet (M.-Seymour)	_____	_____
3-3	95	Mark Peterson (So.) Kewanee (H.S.)	_____	_____
3-4	252	Russell Hampleman (Sr.) DuQuoin	_____	_____
3-5	638	Brett Alexander (Sr.) Biggsville (Union)	_____	_____
4-1	177	Noah Khoshbin (Sr.) Princeton	_____	_____
4-2	103	Joel Bowman (Sr.) Orion	_____	_____
4-3	530	Greg Chappel (Jr.) Lebanon	_____	_____
4-4	339	John Morgan (Jr.) Carrollton	_____	_____
4-5	128	Kregg Ummel (So.) Colfax (Octavia)	_____	_____

SECTION NO. 2

Alley	No.	Competitor, School	Place	Time
1-1	201	Rick Heth (Jr.) Yorkville	_____	_____
1-2	463	Kurt Bounds (Sr.) Athens	_____	_____
1-3	76	Brian Oakley (Sr.) Toledo (Cumberland)	_____	_____
1-4	571	Donnie Obert (Sr.) Liberty	_____	_____
2-1	194	Troy Maddux (Jr.) Streator (Woodland)	_____	_____
2-2	609	Pat McNamara (Sr.) Elmhurst (Timothy Christian)	_____	_____
2-3	611	Jeff Mishur (Sr.) LaGrange Park (Nazareth Academy)	_____	_____
2-4	312	Derik Eaton (Jr.) Sullivan	_____	_____
3-1	496	Mike Shaffer (Jr.) Shelbyville	_____	_____
3-2	408	Tony Fernatt (So.) Beecher	_____	_____
3-3	155	Blaine Noble (Jr.) Watseka	_____	_____
3-4	390	Jeff Williams (Sr.) Prophetstown	_____	_____
3-5	53	Ryan Kemmerer (Jr.) Louisville (North Clay)	_____	_____
4-1	409	Ron Speletich (Sr.) Beecher	_____	_____
4-2	30	Mike Ashworth (So.) Normal (University)	_____	_____
4-3	255	Brad Conte (Sr.) DuQuoin	_____	_____
4-4	366	Ken Boysen (Sr.) Amboy	_____	_____
4-5	331	David Fullington (Sr.) Carlinville	_____	_____



Boys Class AA Competitors By Heat

(Boys Class AA Competitors Wear Numbers on Blue.)

(Note: Top 12 times qualify for Finals.)

SECTION NO. 1

Alley	No.	Competitor, School	Place	Time
1-1	334	Steve Miller (Sr.) Elk Grove Village (E.G.)	_____	_____
1-2	590	Kim Clancy (Jr.) Oak Park (O.P.-River Forest)	_____	_____
1-3	180	Matt Bell (Sr.) Galesburg	_____	_____
2-1	297	Darron Christy (Sr.) Rockford (East)	_____	_____
2-2	629	Mark Wojciechowski (Sr.) Streamwood	_____	_____
2-3	381	Paul Sommers (Sr.) Centralia	_____	_____
3-1	536	Ed Slowikowski (Sr.) Darien (Hinsdale South)	_____	_____
3-2	318	Scott Jackson (Sr.) Woodstock (H.S.)	_____	_____
3-3	63	Mike Llorca (Sr.) Chicago Hts. (Bloom Trail)	_____	_____
3-4	812	Sam Rameriz (Jr.) Chicago (Senn)	_____	_____
4-1	376	Jim Clark (Sr.) Wheeling	_____	_____
4-2	489	James Ochoa (Sr.) Chicago (Gordon Tech.)	_____	_____
4-3	255	Brett Roby (Sr.) Mt. Zion	_____	_____
4-4	829	Shannon Euring (So.) Chicago (Von Steuben)	_____	_____

SECTION NO. 2

Alley	No.	Competitor, School	Place	Time
1-1	336	Sean Corrigan (Sr.) Hoffman Estates (Conant)	_____	_____
1-2	5	Jon Burnett (Sr.) Belleville (West)	_____	_____
1-3	617	Bill Cull (Sr.) Lombard (Montini)	_____	_____
2-1	299	Rick Gasparini (Jr.) Rockford (East)	_____	_____
2-2	148	Ty Thiel (So.) Naperville (North)	_____	_____
2-3	62	Chris Heldt (Jr.) Chicago Hts. (Bloom Trail)	_____	_____
3-1	548	Bob Berger (Jr.) Elmhurst (York)	_____	_____
3-2	1	Norman Bilsbury (Jr.) Alton (Sr.)	_____	_____
3-3	212	Bruce Nie (Sr.) Sterling (H.S.)	_____	_____
3-4	744	Jose Padilla (Jr.) Chicago (Bowen)	_____	_____
4-1	138	John Juneman (Sr.) Lockport (Twp.)	_____	_____
4-2	368	Tim Barbour (Sr.) Schaumburg	_____	_____
4-3	498	Pete Mendes (Sr.) Chicago (St. Patrick)	_____	_____
4-4	701	Rod Jette (Sr.) Deerfield	_____	_____

SECTION NO. 3

Alley	No.	Competitor, School	Place	Time
1-1	549	James White (Sr.) Elmhurst (York)	_____	_____
1-2	132	Matt Bozue (Sr.) Joliet (West)	_____	_____
1-3	418	Neal Gassman (Sr.) Olney (East Richland)	_____	_____
2-1	560	Mitch McCormick (Jr.) Franklin Park (Leyden)	_____	_____
2-2	350	Mike Lascola (Sr.) Palatine (Fremd)	_____	_____
2-3	430	Bryan Swords (Sr.) Metamora	_____	_____
3-1	728	Mark Deady (Sr.) Prairie View (Stevenson)	_____	_____

Alley	No.	Competitor, School	Place	Time
3-2	559	Dave Tamburrino (So.) Elmwood Park	_____	_____
3-3	656	Dan Cole (Sr.) Chicago (Marist)	_____	_____
3-4	783	John Kaehler (Sr.) Chicago (Lane Tech.)	_____	_____
4-1	427	David Racey (Sr.) Jacksonville (H.S.)	_____	_____
4-2	563	Kurt Mueller (Sr.) Hillside (Proviso West)	_____	_____
4-3	661	Rodney Chambers (Jr.) Chicago (Mendel)	_____	_____
4-4	241	Brett Schultz (Fr.) Decatur (Eisenhower)	_____	_____



NATIONAL OFFICIALS DAY IS OCT. 21

Boys Class A Competitors By Heat

(Boys Class A Competitors Wear Numbers on White)

(Note: Top 4 places each heat qualify for Semifinals.)

(Note: Top 2 places each Semifinal heat qualify for Finals.)



200-METER DASH

How To Score The Finals

Final Place	1st	2nd	3rd	4th	5th	6th	7th	8th
Team Points	10	8	6	5	4	3	2	1

Event Data

	Class A	Class AA
Total Qualifiers	34	46
Total Regular Qualifiers	32	32
Total Extra Qualifiers	2	14
No. of Heats	6	6

Records

Key: MT = Manual Time. FAT = Fully Automatic Time.
 IHSA = State Final Meet Record. Class A = Record for small schools. Class AA = Record for large schools.

200-Meter Dash

PREP—:20.5 by Dwayne Evans, Phoenix (South Mountain), AZ, 1976

IHSA MT—:21.1 by Howard Jones, Evanston (Twp.), 1971

IHSA FAT—:21.56 by Albert Robinson, Chicago (Hales Franciscan), 1982 (Finals)

Class A MT—:21.4 by David Washington, Melrose Park (Walther Lutheran), 1984 (Finals)

Class A FAT—:21.61 by David Washington, Melrose Park (Walther Lutheran), 1984 (Finals)

Class AA MT—:21.6 by Wallace Spearmon, Blue Island (Eisenhower), 1981 (Finals); :21.6 by Elmo Portee, Chicago (Dunbar), 1981 (Semis); :21.6 by Jimmy McGriff, Chicago (Mendel), 1981 (Semis); :21.6 by Nate Sloan, Waukegan (East), 1980 (Finals); :21.6 by Tony Kranik, Des Plaines (Maine West), 1977 (Finals)

Class AA FAT—:21.56 by Albert Robinson, Chicago (Hales Franciscan), 1982 (Finals)

Class A Sectional Bests

:22.0	Phil Steinmetz (Sr.) Christopher
:22.2	Greg White (Sr.) Melrose Park (Walther Lutheran)
:22.3	Tom Mowatt (Sr.) Chicago (The Latin School)
:22.3	Ernest Woods (Jr.) Chicago (Luther South)
:22.4	LeRoy Young (Sr.) Savanna
:22.4	Bob Keller (Jr.) Chicago (Luther North)
:22.5	Terry Higgins (Sr.) Seneca
:22.8	Steve Repp (Sr.) Avon
:22.8	Kevin Skibinski (Sr.) Princeton

Class AA Sectional Bests

:21.3	Michael Wright (Jr.) North Chicago
:21.4	Henry Cook (Sr.) Zion (Z.-Benton)
:21.4	Jarrett Cooper (Jr.) Blue Island (Eisenhower)
:21.5	Aaron Mayo (Sr.) Chicago Hts. (Bloom Trail)
:21.5	Mike Sawyer (Sr.) Chicago (St. Ignatius)
:21.5	Harold Leonard (Sr.) Chicago (Mt. Carmel)
:21.5	Gerald Bell (Sr.) Chicago (Gordon Tech)
:21.7	Alonzo Treadwell (Sr.) Springfield (Lanphier)
:21.8	Ian Isaacs (Sr.) Aurora (West)

*Defending champion

HEAT NO. 1

Lane No.	Competitor, School	Place	Time
1		_____	_____
2	29 David Little (Sr.) Normal (University)	_____	_____
3	212 Tom Acherman (Jr.) Dakota	_____	_____
4	248 Phil Steinmetz (Jr.) Christopher	_____	_____
5	342 Dave Sills (Jr.) Concord (Triopia)	_____	_____
6	386 Mike Williams (Jr.) Lena (L.-Winslow)	_____	_____
7		_____	_____
8		_____	_____

HEAT NO. 2

Lane No.	Competitor, School	Place	Time
1		_____	_____
2	459 Jim Strong (Sr.) Wilmington	_____	_____
3	543 David Lutman (Sr.) Waterloo (H.S.)	_____	_____
4	621 Greg White (Sr.) Melrose Park (Walther Lutheran)	_____	_____
5	115 Rich Schipper (Jr.) Taylor Ridge (Rockridge)	_____	_____
6	227 Mike Rink (Sr.) Maple Park (Kaneland)	_____	_____
7		_____	_____
8		_____	_____

HEAT NO. 3

Lane No.	Competitor, School	Place	Time
1		_____	_____
2	130 Ken Hendricks (Sr.) Gibson City	_____	_____
3	55 Steve McGee (Jr.) Marshall	_____	_____
4	604 Tom Mowatt (Sr.) Chicago (The Latin School)	_____	_____
5	335 Harold Landon (Sr.) Carlinville	_____	_____
6	78 Brad Ufheil (Sr.) Annawan	_____	_____
7	17 Darrin Smart (Jr.) LeRoy	_____	_____
8		_____	_____

HEAT NO. 4

Lane No.	Competitor, School	Place	Time
1		_____	_____
2	257 Marty Nutter (Jr.) DuQuoin	_____	_____
3	313 Jim Gott (Sr.) Sullivan	_____	_____
4	599 Ernest Woods (Jr.) Chicago (Luther South)	_____	_____
5	178 Kevin Skibinski (Sr.) Princeton	_____	_____
6	477 Jay Knight (Sr.) Morrisonville	_____	_____
7	124 Brent Corbin (Sr.) Clifton (Central)	_____	_____
8		_____	_____

HEAT NO. 5

Lane	No.	Competitor, School	Place	Time
1			_____	_____
2	452	Rick Slavik (Sr.) Pontiac	_____	_____
3	491	Paul Rodgers (Jr.) Rochester	_____	_____
4	397	LeRoy Young (Sr.) Savanna	_____	_____
5	636	Steve Repp (Sr.) Avon	_____	_____
6	51	Roy Estheimer (Sr.) Flora	_____	_____
7	575	Todd Wiseman (Jr.) Payson (Seymour)	_____	_____
8			_____	_____

HEAT NO. 6

Lane	No.	Competitor, School	Place	Time
1			_____	_____
2	639	Russell Trulson (Jr.) Biggsville (Union)	_____	_____
3	511	Eric Childs (Sr.) Cairo	_____	_____
4	594	Bob Keller (Jr.) Chicago (Luther North)	_____	_____
5	181	Terry Higgins (Sr.) Seneca	_____	_____
6	289	Troy Strange (Jr.) Arcola	_____	_____
7	573	Rick Robson (Jr.) Mt. Sterling (Brown Co.)	_____	_____
8			_____	_____



Boys Class AA Competitors By Heat

(Boys Class AA Competitors Wear Numbers on Blue.)

(Note: Top 4 places each heat qualify for Semifinals.)

(Note: Top 2 places each Semifinal heat qualify for Finals.)

HEAT NO. 1

Lane	No.	Competitor, School	Place	Time
1	769	Wesley Yates (So.) Chicago (Julian)	_____	_____
2	13	Micheal Hill (Sr.) East St. Louis (Lincoln)	_____	_____
3	576	Joe Vernell (Jr.) Maywood (Proviso East)	_____	_____
4	722	Michael Wright (Jr.) North Chicago	_____	_____
5	660	Malcolm Davis (So.) Chicago (Mendell)	_____	_____
6	602	Kevin Rohlwing (Sr.) Elgin (Larkin)	_____	_____
7	341	Terry Teague (Sr.) Hoffman Estates (H.S.)	_____	_____
8			_____	_____

HEAT NO. 2

Lane	No.	Competitor, School	Place	Time
1	99	Terry White (Jr.) Tinley Park (H.S.)	_____	_____
2	122	Brian Kincaid (So.) Downers Grove (South)	_____	_____
3	211	Kevin Milliron (Sr.) Sterling (H.S.)	_____	_____
4	741	Henry Cook (Sr.) Zion (Z.-Benton)	_____	_____
5	540	Steve Ruddy (Sr.) Darien (Hinsdale South)	_____	_____
6	636	Rommel Crayton (Sr.) Wheaton (North)	_____	_____
7	662	David Moore (Jr.) Chicago (Mendell)	_____	_____
8	832	Recharde Johnson (So.) Chicago (Young)	_____	_____

HEAT NO. 3

Lane	No.	Competitor, School	Place	Time
1	759	Darryl Brown (Sr.) Chicago (Dunbar)	_____	_____
2	385	Ben Willis (Sr.) Centralia	_____	_____
3	111	Kenny Page (Sr.) Aurora (West)	_____	_____
4	643	Jarrett Cooper (Jr.) Blue Island (Eisenhower)	_____	_____
5	739	Terry Brown (Jr.) Zion (Z.-Benton)	_____	_____
6	593	Gary Svihla (Sr.) Riverside (R.-Brookfield)	_____	_____
7	730	Pat Cadichon (So.) Prairie View (Stevenson)	_____	_____
8	174	Terry Foltz (Jr.) East Moline (United)	_____	_____

HEAT NO. 4

Lane	No.	Competitor, School	Place	Time
1	331	Willie Brisker (Sr.) Buffalo Grove	_____	_____
2	233	Todd Reed (Jr.) Danville (H.S.)	_____	_____
3	459	Alec Morris (Jr.) Peoria (Richwoods)	_____	_____
4	113	Ian Isaacs (Sr.) Aurora (West)	_____	_____
5	57	Aaron Mayo (Sr.) Chicago Hts. (Bloom Trail)	_____	_____
6	709	Eric Amft (Sr.) Lake Zurich	_____	_____
7	296	Joe Corl (Jr.) Rockford (Boylan)	_____	_____
8	800	Kyle Jemison (Jr.) Chicago (Morgan Park)	_____	_____

HEAT NO. 5

Lane	No.	Competitor, School	Place	Time
1	407	Brad Smith (Sr.) Mattoon	_____	_____
2	56	Michael Williams (Jr.) Chicago Hts. (Bloom Trail)	_____	_____
3	264	Kevin Hendricks (Sr.) Urbana (H.S.)	_____	_____
4	475	Alonzo Treadwell (Sr.) Springfield (Lanphier)	_____	_____
5	496	Mike Sawyer (Sr.) Chicago (St. Ignatius)	_____	_____
6	304	Nate Pulliam (Jr.) Rockford (East)	_____	_____
7	159	Lou Johnson (Sr.) New Lenox (Providence)	_____	_____
8			_____	_____

HEAT NO. 6

Lane	No.	Competitor, School	Place	Time
1	2	Terrence Holliday (Jr.) Alton (Sr.)	_____	_____
2	436	Brian Disney (Sr.) Pekin	_____	_____
3	281	Quincy Fair (Sr.) Freeport (H.S.)	_____	_____
4	486	Gerald Bell (Sr.) Chicago (Gordon Tech)	_____	_____
5	666	Harold Leonard (Sr.) Chicago (Mt. Carmel)	_____	_____
6	247	Eric Smith (So.) Decatur (MacArthur)	_____	_____
7	598	Ken Iscason (Jr.) Addison (A. Trail)	_____	_____
8			_____	_____

Boys Class A Competitors By Heat

(Boys Class A Competitors Wear Numbers on White)

(Note: Top 8 times qualify for Finals.)



1600-METER RELAY

How To Score The Finals

Final Place 1st 2nd 3rd 4th 5th 6th 7th 8th
Team Points 10 8 6 5 4 3 2 1

Event Data

	Class A	Class AA
Total Qualifiers	32	42
Total Regular Qualifiers	32	32
Total Extra Qualifiers	0	10
No. of Heats	4	6

Records

Key: MT = Manual Time. FAT = Fully Automatic Time.
IHSA = State Final Meet Record. Class A = Record for small schools. Class AA = Record for large schools.

1600-Meter Relay

PREP—3:08.94 by Berkeley (H.S.), CA (Walter Murray, Kenny Robinson, Peter Richardson, Ulysee Walker), 1981
IHSA MT—3:14.9 by Chicago (Harlan) (Melvin Bassett, Willie Richardson, Ron Draper, James Stevenson), 1967
IHSA FAT—3:15.33 by Chicago Hts. (Bloom Trail) (David Neal, Ernest Burr, Michael Boyd, Clifton Franklin), 1983 (Finals)

Class A MT—3:20.1 by St. Anne (Richard Miller, Johnny Dunlap, Kenny Smith, Dee Pickens), 1983 (Finals)

Class A FAT—3:20.00 by St. Anne (Richard Miller, Johnny Dunlap, Kenny Smith, Dee Pickens), 1983 (Finals)

Class AA MT—3:15.4 by Chicago Hts. (Bloom Trail) (David Neal, Ernest Burr, Michael Boyd, Clifton Franklin), 1983 (Finals); 3:15.4 by East St. Louis (Lincoln) (Cedric Washington, Erwin Hawkins, Clarence Smith, Leodis Fields), 1984 (Finals)

Class AA FAT—3:15.33 by Chicago Hts. (Bloom Trail) (David Neal, Ernest Burr, Michael Boyd, Clifton Franklin), 1983 (Finals)

Class AA Sectional Bests

3:17.6	Springfield (Southeast)
3:20.8	Peoria (H.S.)
3:21.2	Aurora (East)
3:21.4	Evanston (Twp.)
3:21.6	Decatur (MacArthur)
3:21.7	Rockford (Auburn)
3:21.7	Peoria (Woodruff)
3:21.9	East St. Louis (Sr.)
3:21.9	Kankakee (Sr.)
3:22.1	Rockford (West)

Class AA Sectional Bests

3:27.5	Cairo
3:28.7	El Paso
3:28.8	Washburn (Lowpoint-W.)
3:29.0	Byron
3:29.0	Spring Valley (Hall)
3:29.7	Henry (H.-Senachwine)
3:30.0	Greenville
3:30.3	Knoxville
3:30.8	St. Joseph (S.J.-Ogden)
3:30.9	Galva

*Defending champion

HEAT NO. 1

Lane	School	Place	Time
1	Pontiac	_____	_____
2	Westville	_____	_____
3	St. Joseph (S.J.-Ogden)	_____	_____
4	Spring Valley (Hall)	_____	_____
5	Cairo	_____	_____
6	Auburn	_____	_____
7	Chicago (University)	_____	_____
8	Macon	_____	_____

HEAT NO. 2

Lane	School	Place	Time
1	St. Anne	_____	_____
2	Erie	_____	_____
3	Kewanee (H.S.)	_____	_____
4	El Paso	_____	_____
5	Henry (H.-Senachwine)	_____	_____
6	Galva	_____	_____
7	Norris City (N.C.-Omaha)	_____	_____
8	Casey	_____	_____

HEAT NO. 3

Lane	School	Place	Time
1	Rossville (R.-Alvin)	_____	_____
2	Newton	_____	_____
3	Girard	_____	_____
4	Washburn (Lowpoint-W.)	_____	_____
5	Greenville	_____	_____
6	Winnebago	_____	_____
7	Lisle (Sr.)	_____	_____
8	Rushville	_____	_____

HEAT NO. 4

Lane	School	Place	Time
1	Herscher	_____	_____
2	Carlinville	_____	_____
3	Prophetstown	_____	_____
4	Knoxville	_____	_____
5	Byron	_____	_____
6	Johnston City	_____	_____
7	Roseville	_____	_____
8	Beardstown	_____	_____



Boys Class AA Competitors By Heat

(Boys Class AA Competitors Wear Numbers on Blue.)

(Note: Top 8 times qualify for Finals.)

HEAT NO. 1

Lane	School	Place	Time
1	Chicago (Dunbar)	_____	_____
2	Maywood (Proviso East)	_____	_____
3	Prairie View (Stevenson)	_____	_____
4	Springfield (Southeast)	_____	_____
5	Peoria (Woodruff)	_____	_____
6	Belvidere	_____	_____
7	South Holland (Thornwood)	_____	_____
8		_____	_____

HEAT NO. 2

Lane	School	Place	Time
1	Libertyville	_____	_____
2	East St. Louis (Lincoln)	_____	_____
3	Springfield (Lanphier)	_____	_____
4	Peoria (H.S.)	_____	_____
5	Kankakee (Sr.)	_____	_____
6	Palatine (Fremd)	_____	_____
7	Tinley Park (H.S.)	_____	_____
8		_____	_____

HEAT NO. 3

Lane	School	Place	Time
1	Chicago (Lane Tech)	_____	_____
2	Wheaton (North)	_____	_____
3	Elmhurst (York)	_____	_____
4	Aurora (East)	_____	_____
5	East St. Louis (Sr.)	_____	_____
6	Rock Island (H.S.)	_____	_____
7	Schaumburg	_____	_____
8		_____	_____

HEAT NO. 4

Lane	School	Place	Time
1	Marion (H.S.)	_____	_____
2	Glen Ellyn (Glenbard West)	_____	_____
3	Chicago Hts. (Bloom)	_____	_____
4	Evanston (Twp.)	_____	_____
5	Rockford (West)	_____	_____
6	Chicago Hts. (Bloom Trail)	_____	_____
7	Chicago (St. Ignatius)	_____	_____
8		_____	_____

HEAT NO. 5

Lane	School	Place	Time
1	Chicago (Robeson)	_____	_____
2	Naperville (Central)	_____	_____
3	Darien (Hinsdale South)	_____	_____
4	Decatur (MacArthur)	_____	_____
5	Champaign (Central)	_____	_____
6	Oak Forest	_____	_____
7	Chicago (Kenwood)	_____	_____
8		_____	_____

HEAT NO. 6

Lane	School	Place	Time
1	Centralia	_____	_____
2	Peoria (Manual)	_____	_____
3	LaGrange (Lyons)	_____	_____
4	Rockford (Auburn)	_____	_____
5	Harvey (Thornton)	_____	_____
6	Naperville (North)	_____	_____
7	Moline	_____	_____
8		_____	_____

Class A 1985 IHSA Boys Sectional Track Meet Recap

Sectional	Winning School	Coach	Pts.
Anna (A.-Jonesboro)	Cairo	Jim West	47
Carrollton	Carlinville	Dave Jokisch	60
Clinton	Normal (University)	Jack Eddy	50
Coal City	Pontiac	Chuck Lucas	51
Erie	Savanna	Larry Halverson	41
Lisle (Sr.)	Lisle (Sr.)	Carlin Nalley	42
McLeansboro	DuQuoin	Bob Karnes	76
Mahomet (M.-Seymour)	Mahomet (M.-Seymour)	Frank Dutton	48
Monmouth (H.S.)	Knoxville	Larry Ragsdale	50
Oregon	Maple Park (Kaneland)	Ralph Drendel	39½
Plano	Yorkville	Ken Jakalski	45
Robinson	Robinson	Tony Cork	41½
Rochester	Riverton	Jim Gardner	49
Rushville	Rushville	Dick Tucker	53
Sherrard	Sherrard	Dave Wilson	45
Watseka	St. Anne	Mike Rebell	64

Class AA 1985 IHSA Boys Sectional Track Meet Recap

Sectional	Winning School	Coach	Pts.
Belleville (East)	East St. Louis (Sr.)	Gordon Schoby	77
Carpentersville (Dundee-Crown)	Glen Ellyn (Glenbard West)	Jim Arnold	56
Champaign (Centennial)	Danville	John Eakle	57
Chicago Public League	Chicago (Lane Tech)	Charles McClinton	52
Chicago Hts. (Bloom)	Chicago Hts. (Bloom Trail)	John Collett	70
Elmhurst (York)	Elmhurst (York)	Joseph Newton	72
Hoffman Estates (Conant)	Palatine (H.S.)	Fred Miller	31
Marion (H.S.)	Palatine (Fremd)	Rich Bokor	31
Morton	Centralia	Rod White	64
Naperville (Central)	Peoria (H.S.)	Phil Salzer	44
Oak Lawn (Richards)	Aurora (West)	John Bell	58½
Prairie View (Stephenson)	Chicago (Mendel)	Edward Adams	53
Rock Island (H.S.)	Zion (Z.-Benton)	Gene Borop	60
Rockford (Auburn)	Rock Island (H.S.)	John Coolidge	65
Wilmette (Loyola)	Rockford (East)	Dan Salvi	59
	Evanston (Twp.)	Willie May	71

Note: This list has been compiled and supplied by Jerry Shnay, Prep Sports Editor, Chicago Tribune, and a member of the IHSA News Media Advisory Committee.

Performances listed are the single-best by each individual, and include marks earned through July of a given year.

Metric Distances

100 Meters

- 10.3 Rodney Harris, Chicago (Providence-St. Mel), 1984
- 10.3 Kelly Reed, Chicago (Kenwood), 1983
- 10.3 Albert Robinson, Chicago (Hales Franciscan), 1982
- 10.4 Tony Adams, Rock Island (H.S.), 1984
- 10.4 Darryl Brown, Chicago (Dunbar), 1984
- 10.4 Daryl Canady, Chicago (St. Ignatius), 1980
- 10.4 Chris Chatman, Chicago (Corliss), 1984
- 10.4 Spencer Cotton, Willmette (Loyola), 1983
- 10.4 Jim McGriff, Chicago (Mendel Catholic), 1982
- 10.4 Elmo Portee, Chicago (Dunbar), 1982
- 10.4 Steve Tyson, Chicago (Mendel Catholic), 1982/83

200 Meters

- 20.8 Daryl Canady, Chicago (St. Ignatius), 1980
- 20.89 Wallace Spearmon, Blue Island (Eisenhower), 1981
- 21.0 Albert Robinson, Chicago (Hales Franciscan), 1982
- 21.1 Kevin Johnson, Waukegan (East), 1981
- 21.2 Steve Tyson, Chicago (Mendel Catholic), 1982
- 21.3 Chris Chatman, Chicago (Corliss), 1984
- 21.3 Sunder Nix, Chicago (Phillips), 1980
- 21.4 Jerome Carter, East St. Louis (Sr.), 1984
- 21.4 Elliot Hanna, North Chicago, 1982
- 21.4 Edmondo Moxey, Danville (H.S.), 1984
- 21.4 Kelly Reed, Chicago (Kenwood), 1983

400 Meters

- 46.6 Sunder Nix, Chicago (Phillips), 1980
- 47.01 Michael Wade, North Chicago, 1980
- 47.05 Sherman Arnold, Chicago (Fenger), 1983
- 47.3 Perry Robinson, Lockport (Twp.), 1982
- 47.4 Leroy Dixon, Freeport (H.S.), 1981
- 47.5 Tim Simon, Maywood (Proviso East), 1984
- 47.6 Harlan South, Midlothian (Bremen), 1984
- 47.7 Sean Banks, Flossmoor (Homewood-F.), 1984
- 47.7 Steve Breathitt, Kankakee (Sr.), 1984
- 47.8 Chris Johnson, Peoria (Manual), 1983

800 Meters

- 1:49.8 Sherman Arnold, Chicago (Fenger), 1983
- 1:51.3 Tony Guercio, Naperville (North), 1980
- 1:51.5 Darren Kern, Chicago (King), 1981
- 1:51.8 Leotis Fields, East St. Louis (Lincoln), 1984
- 1:51.9 Lloyd Robertson, East St. Louis (Sr.), 1984
- 1:52.0 Jerry Lewis, Chicago (Collins), 1980
- 1:52.2 Jesse Wilson, East St. Louis (Lincoln), 1982
- 1:52.5 Chris Revord, Orland Park (Sandburg), 1980
- 1:52.6 Mike Elliott, Belvidere, 1982
- 1:52.6 John Gerut, Oak Park (O.P.-River Forest), 1980

1600 Meters

- 4:08.5 Matt Nolan, Naperville (Central), 1980
- 4:08.5 Tim Phillips, Arlington Hts. (St. Viator), 1984
- 4:09.6 Mike Deady, Prairie View (Stevenson), 1984
- 4:10.5 Brent McLain, Benton, 1983
- 4:10.6 Dedrick Flowers, East St. Louis (Lincoln), 1983
- 4:12.3 Ryan Stoll, Lake Forest (H.S.), 1982
- 4:12.7 Ralph Vaughn, Midlothian (Bremen), 1980
- 4:12.8 Ralph Caron, Chicago (Marist), 1980
- 4:13.2 Brad Rutherford, Glen Ellyn (Glenbard West), 1980
- 4:13.5 Tim Vandergriff, Villa Park (Willowbrook), 1980

3200 Meters

- 8:56.6 Matt Nolan, Naperville (Central), 1980
- 8:59.7 Ralph Caron, Chicago (Marist), 1980
- 9:00.1 Dave Halle, Rockford (Guilford), 1984
- 9:00.2 K. C. Keeney, Park Forest (Rich East), 1980
- 9:01.3 Tim Phillips, Arlington Hts. (St. Viator), 1983
- 9:01.4 Mike Sokolewicz, Harvey (Thornton), 1980
- 9:02.0 Dave Egan, Chatham (Glenwood), 1983
- 9:03.7 Dave Valentine, Northbrook (Glenbrook North), 1980
- 9:04.7 Ty Wolf, Oswego, 1981
- 9:05.0 John Dobbs, Des Plaines (Maine West), 1982

110 Meter High Hurdles

- 13.6 Roy Sparks, Villa Park (Willowbrook), 1982
- 13.7 Derek Cole, Chicago Hts. (Bloom), 1981
- 13.7 Clifton Franklin, Chicago Hts. (Bloom Trail), 1983
- 13.8 Darren Barber, Springfield (Lanphier), 1984
- 13.8 Barry Malloyd, East St. Louis (Lincoln), 1982

300 Meter Low Hurdles

- 36.03 Pat McGhee, Aurora (East), 1984
- 36.2 Charles Moss, Mattoon, 1981
- 36.42 Barry Malloyd, East St. Louis (Lincoln), 1982
- 36.7 Frank Denzmore, East St. Louis (Lincoln), 1980
- 36.8 Clifton Franklin, Chicago Hts. (Bloom Trail), 1983
- 36.8 John Register, Oak Park (O.P.-River Forest), 1983
- 36.9 Calvin Crenshaw, Maywood (Proviso East), 1982
- 36.9 Dan Brown, Rantoul, 1980
- 37.0 Juan Brooks, East St. Louis (Lincoln), 1983
- 37.0 Ernie Burr, Chicago Hts. (Bloom Trail), 1983
- 37.0 Willie Green, Maywood (Proviso East), 1981
- 37.0 Jeff McBain, Darien (Hinsdale South), 1981
- 37.0 Steve Kerwin, Chicago (St. Rita), 1983

400 Meter Relay

- 41.3 Rock Island (H.S.), 1984
(Clarence Branch, Jon Rummels, Darin Davis, Thomas Adams)
- 41.7 East St. Louis (Lincoln), 1981
- 41.7 East St. Louis (Lincoln), 1982
- 41.7 East St. Louis (Lincoln), 1984
- 41.8 Chicago Hts. (Bloom Trail), 1983
- 41.8 Blue Island (Eisenhower), 1981
- 41.8 Cairo, 1983
- 41.9 Chicago (Kenwood), 1983
- 41.9 Danville (H.S.), 1983
- 41.9 East St. Louis (Sr.), 1984
- 41.9 East St. Louis (Lincoln), 1983

800 Meter Relay

- 1:26.6 East St. Louis (Sr.), 1984
(James Martin, Jerome Carter, Brian Sanders, Terrance Macon)
- 1:27.0 Danville (H.S.), 1984
- 1:27.0 East St. Louis (Lincoln), 1983
- 1:27.1 Blue Island (Eisenhower), 1981
- 1:27.1 Chicago (Dunbar), 1982
- 1:27.1 Danville (H.S.), 1983
- 1:27.1 Rock Island (H.S.), 1984
- 1:27.4 Chicago (Lindblom), 1980
- 1:27.4 East St. Louis (Lincoln), 1980
- 1:27.4 East St. Louis (Lincoln), 1981
- 1:27.4 East St. Louis (Lincoln), 1982
- 1:27.4 Rockford (East), 1983

1600 Meter Relay

- 3:15.4 Chicago Hts. (Bloom Trail), 1983
(David Neal, Ernest Burr, Michael Boyd, Clifton Franklin)
- 3:15.4 East St. Louis (Lincoln), 1984
- 3:15.5 Maywood (Proviso East), 1980
- 3:15.8 East St. Louis (Lincoln), 1983
- 3:15.9 Kankakee (Eastridge), 1980
- 3:15.9 South Holland (Thornwood), 1980
- 3:16.1 East St. Louis (Lincoln), 1982
- 3:17.2 Waukegan (East), 1980
- 3:17.4 Chicago (Kenwood), 1983
- 3:17.4 Maywood (Proviso East), 1981

3200 Meter Relay

- 7:34.76 Elmhurst (York) (Jim White, Neal McNally, Bob Berger, Paul Taira), May 7, 1985 (in dual meet)
- 7:38.0 Harvey (Thornton) (Steve Ibarra, Bill Moran, Mike Clark, Donald White), 1976
- 7:41.7 Rockford (East), 1984
- 7:41.8 East St. Louis (Lincoln), 1982
- 7:42.2 East St. Louis (Lincoln), 1984
- 7:42.8 Naperville (North), 1980
- 7:43.3 East St. Louis (Sr.), 1984
- 7:44.0 East St. Louis (Lincoln), 1981
- 7:45.1 Dolton (Thornridge), 1980
- 7:45.2 East St. Louis (Sr.), 1982
- 7:45.5 Chicago Hts. (Bloom), 1981

Field Events

Long Jump

- 25-1 $\frac{3}{4}$ Lester Scott, Alton (Sr.), 1972
- 25-0 Oscar Wallace, Alton (Sr.), 1969
- 24-9 $\frac{3}{4}$ Mike Conley, Chicago (Luther South), 1981
- 24-8 Roy Houston, Evanston (Twp.), 1966
- 24-7 $\frac{1}{4}$ Avery Wallace, Alton (Sr.), 1968
- 24-7 Edmondo Moxey, Danville (H.S.), 1984
- 24-6 $\frac{3}{4}$ Curt Anders, Moline, 1965
- 24-6 $\frac{1}{2}$ Van Cowden, Danville (H.S.), 1983
- 24-6 $\frac{1}{2}$ Larry Perry, Alton (Sr.), 1975
- 24-6 Andre Love, Westchester (St. Joseph), 1984

Triple Jump

- 51-11 $\frac{1}{4}$ Mike Conley, Chicago (Luther South), 1981
- 50-10 Ed Tate, Chicago Hts. (Bloom), 1976
- 50-2 $\frac{1}{2}$ Alfred Joyner, East St. Louis (Lincoln), 1978
- 49-7 $\frac{3}{4}$ Joe Tucker, Lockport (Central), 1977
- 49-7 Larry Streeter, Chicago (Phillips), 1980
- 49-6 $\frac{3}{4}$ David Bond, Decatur (MacArthur), 1984
- 49-4 $\frac{1}{4}$ Alvin Perryman, Danville (H.S.), 1975
- 49-4 Tim Herring, Joliet (East), 1978
- 49-3 $\frac{1}{4}$ Duane Bibbie, Harvey (Thornton), 1978
- 49-2 $\frac{1}{2}$ Vern Tarplin, Hillside (Proviso West), 1981

High Jump

- 7-5 $\frac{1}{4}$ Tom Smith, Heyworth, May 4, 1985
- 7-4 $\frac{1}{2}$ Gail Olson, Sycamore, 1978
- 7-2 $\frac{1}{4}$ Tyke Peacock, Urbana (H.S.), 1979
- 7-1 Louis Calloway, Flossmoor (Homewood-F.), 1982
- 7-0 $\frac{1}{2}$ Tom Stitt, Lisle (Sr.), 1983
- 7-0 Nat Page, Evanston (Twp.), 1975
- 7-0 Tom Smith, Heyworth, 1984
- 7-0 Mike Vukovich, Park Ridge (Maine South), 1983
- 7-0 Dan Williams, Hillside (Proviso West), 1982
- 6-11 $\frac{1}{2}$ Brian Smith, Alton (Sr.), 1984
- 6-11 $\frac{1}{2}$ Eric Graves, Granite City, 1984

Pole Vault

- 16-5 Tim Johnson, Chicago Hts. (Bloom), 1984
- 16-1 $\frac{1}{4}$ Bob Dandrino, Chicago Hts. (Bloom), 1980
- 16-0 Mike McCrindle, Chicago Hts. (Bloom), 1976
- 16-0 Darren Pahl, Marion, 1981
- 15-7 Jim Sarros, Chicago Hts. (Bloom), 1977
- 15-6 $\frac{1}{2}$ Bruce Mahlig, Schaumburg, 1977
- 15-6 Mike Murray, Sterling (H.S.), 1984
- 15-6 Scott Spangler, DeKalb, 1982
- 15-5 Doug Laz, Urbana (H.S.), 1972
- 15-4 Six tied at height

Shot Put

- 64-10 $\frac{1}{2}$ Rick Jordan, Wheaton (North), 1983
- 64-10 Gerald Green, Waukegan (West), 1979
- 64-4 $\frac{1}{2}$ Mike Lehmann, Oak Lawn (Community), 1978
- 64-2 Tom Stock, Belleville (East), 1970
- 63-2 Victor Johnson, East St. Louis (Lincoln), 1983
- 63-0 $\frac{3}{4}$ Marty Finis, Palatine (Fremd), 1979
- 63-0 Steve Brondyke, Fulton, 1979
- 62-11 Reggie Harris, Rockford (East), 1984
- 62-10 $\frac{1}{4}$ Herschel Benberry, Chicago Hts. (Bloom), 1967
- 62-10 Rich Girt, East Moline, 1972

Discus

- 198-4 Gary Kostrabula, Chicago (Marist), 1982
- 193-3 Pat McCulla, Quincy, 1977
- 190-6 Dave Eicheberger, Champaign (Central), 1977
- 189-6 Jim Lail, Dolton (Thornridge), 1981
- 187-10 Jim Lenzini, Libertyville, 1977
- 187-0 Ed Opich, Granite City (North), 1975
- 186-8 Paul Andrews, Champaign (Central), 1970
- 185-11 Gary Carlson, Rock Island, 1963
- 184-9 Scott Kellar, Roselle (Lake Park), 1982
- 183-0 Bruce Ewen, Normal (Community), 1980

ISA TRACK

Recapping Class A Boys Scoring Leaders

1975 @ Charleston (EIU)

1. Maple Park (Kaneland)34
2. Granville (Putnam County) . .18
3. Hoopetston-East Lynn18
4. Prophetstown10
5. Gilman10
6. Carthage (Hancock Central) . 9
7. Mahomet-Seymour9
8. Mt. Sterling (Brown County) 8
9. Flanagan8
10. Stillman Valley8
11. Clifton (Central)8
12. Watseka8

1976 @ Charleston (EIU)

1. Granville (Putnam County) . .23
2. Maple Park (Kaneland)22
3. Farmington (East)17
4. Lebanon14
5. Peru (St. Bede)14
6. Momence14
7. Gilman12
8. Paxton11
9. Melrose Park (Walther Lutheran)10
10. Polo10

1977 @ Charleston (EIU)

1. Maple Park (Kaneland)57
2. Lebanon30
3. Minooka26
4. Peru (St. Bede)24
5. Chicago (Luther South)22
6. Melrose Park (Walther Lutheran)22
7. Tolono (Unity)20
8. Robinson20
9. Chester17
10. Sparta16½

1978 @ Charleston (EIU)

1. Robinson35
2. Madison32
3. St. Anne31
4. Gibson City28
5. Casey25
6. Rushville24
7. Riverton18
8. Peru (St. Bede)18
9. Spring Valley (Hall)18
10. Highland (St. Paul)16

1979 @ Charleston (EIU)

1. Chicago (Luther South)42
2. Gibson City34
3. Rochester29
4. Madison27
5. Aurora (Central Catholic) . . .21
6. Elmhurst (Timothy Christian) . .21
7. Melrose Park (Walther Lutheran) .19
8. Arcola18.5
9. Fulton18
10. Erie16
11. Washburn (Lowpoint-W.) . . .16
12. Prophetstown16

1980 @ Charleston (EIU)

1. Chicago (Luther South)32
2. Metropolis28
3. Mahomet-Seymour25
4. Freeburg22
5. Gibson City21
6. Paxton20
7. Melrose Park (Walther Lutheran)20
8. Hoopetston-East Lynn19
9. Elmwood18
10. Prophetstown17
11. Forreston17

1981 @ Charleston (EIU)

1. Chicago (Leo)46
2. Chicago (Luther South)40
3. Princeton38
4. Sidell (Jamaica)24
5. St. Anne24
6. Rochester21
7. Buffalo (Tri-City)20
8. Freeburg20
9. Melrose Park (Walther Lutheran) .20
10. Mahomet (M.-Seymour)17

1982 @ Charleston (EIU)

1. St. Anne52
2. Rochester28
3. Lisle (Sr.)25
4. West Frankfort (Frankfort) . . .25
5. Cornell20
6. Buffalo (Tri-City)20
7. Chicago (Providence-St. Mel) . . .20
8. Tiskilwa18
9. Glasford (Illini Bluffs)18
10. Paxton17
11. Benton17

1983 @ Charleston (EIU)

1. Cairo45
2. St. Anne40
3. Chicago (Leo)34
4. Melrose Park (Walther Lutheran)29
5. Christopher23
6. McLeansboro20
7. Riverton20
8. Cornell20
9. Tuscola19
10. Fulton18

1984 @ Charleston (EIU)

1. Melrose Park (Walther Lutheran) .52
2. Cairo42
3. Farmington (F. East)28
4. Peoria (Bergan)25
5. Elgin (St. Edward)24
6. Sullivan24
7. St. Anne22
8. Amboy21
9. Riverton20
10. Chicago (Providence-St. Mel) . .20
11. Chicago (Latin)20

Recapping Class AA Boys Scoring Leaders

1975 @ Charleston (EIU)

1. East St. Louis (Sr.)29
2. Chicago (Phillips)19
3. Rockford (East)19
4. Maywood (Proviso East)14
5. Alton (Sr.)12
6. Joliet (East)11
7. Oak Lawn (Comm.)11
8. Evanston10
9. Elmhurst (York)9
10. Hillside (Proviso West)8

1976 @ Charleston (EIU)

1. East St. Louis (Sr.)30
2. Chicago Hts. (Bloom)26
3. Maywood (Proviso East)14
4. Harvey (Thornton)12
5. Rockford (East)10
6. LaGrange (Lyons)10
7. Orland Park (Sandburg)10
8. Chicago (King)10
9. Joliet (East)9
10. Chicago (Harlan)7

1977 @ Charleston (EIU)

1. East St. Louis (Sr.)46
2. Chicago Hts. (Bloom)46
3. Orland Park (Sandburg)28
4. Chicago (King)24
5. North Chicago23
6. Des Plaines (Maine West) . . .19
7. Springfield (Southeast)15
8. Chicago (Mendel Catholic) . . .15
9. Lockport (Central)14
10. Libertyville12
11. East St. Louis (Lincoln)12
12. Peoria (H.S.)12
13. Champaign (Central)12

1978 @ Charleston (EIU)

1. East St. Louis (Sr.)37
2. Deerfield24
3. Chicago (Brother Rice)24
4. Evanston (Twp.)23
5. Dolton (Thornridge)22
6. Orland Park (Sandburg)22
7. Chicago (Calumet)21
8. Harvey (Thornton)20
9. Chicago (Farragut)19
10. Danville (H.S.)18
11. Maywood (Proviso East)18

1979 @ Charleston (EIU)

1. Evanston (Twp.)51
2. East St. Louis (Sr.)44.5
3. Chicago (Phillips)37
4. Palatine (Fremd)29
5. Moline27
6. Aurora (West)23
7. Deerfield21
8. Naperville (North)20
9. Kankakee (Westview)20
10. Chicago (Tilden)17

1980 @ Charleston (EIU)

1. Waukegan (East)40
2. Maywood (Proviso East)40
3. Dolton (Thornridge)32
4. Chicago (Phillips)28
5. North Chicago26
6. Chicago Hts. (Bloom)22
7. Chicago (St. Ignatius)22
8. Chicago (Lindblom)21
9. Naperville (North)20
10. Danville (H.S.)19

1981 @ Charleston (EIU)

1. East St. Louis (Lincoln)67
2. Blue Island (Eisenhower)38
3. Chicago (Phillips)24
4. Chicago Hts. (Bloom)20
5. Dolton (Thornridge)20
6. Hillside (Proviso West)20
7. Mattoon19
8. Maywood (Proviso East)18
9. North Chicago17
10. Tinley Park (H.S.)17

1982 @ Charleston (EIU)

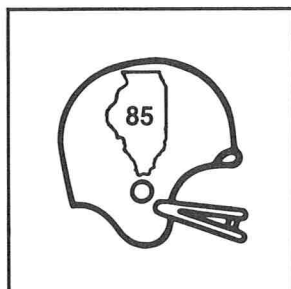
1. East St. Louis (Lincoln)77
2. Chicago (Dunbar)36
3. North Chicago30
4. Chicago (Mendel)27
5. Elmhurst (York)23
6. Chicago (Marist)20
7. Chicago (Hales Franciscan) . . .20
8. Waukegan (East)19
9. Lockport18
10. Maywood (Proviso East)18

1983 @ Charleston (EIU)

1. East St. Louis (Lincoln)49
2. Chicago Hts. (Bloom Trail) . . .46
3. Waukegan (East)30
4. Chicago (Kenwood)29
5. Danville (H.S.)28
6. Wheaton (North)21
7. Chicago (Tilden)21
8. Oak Park (O.P.-River Forest) . .19
9. Arlington Hts. (St. Viator) . . .16
10. Downers Grove (South)15

1984 @ Charleston (EIU)

1. East St. Louis (Lincoln)49
2. Rock Island (H.S.)45
3. Danville (H.S.)38
4. Maywood (Proviso East)36
5. East St. Louis (Sr.)28
6. Decatur (MacArthur)24
7. Rockford (East)23
8. Pekin18
9. South Holland (Thornwood) . . .18
10. Aurora (East)16



"I impress upon the kids not to be a victim of circumstances, but to rise above them. I've been trying to get it down and we've been fairly successful . . .

I tell them there's nothing wrong with being a good person and doing what's right. I'm not naive. I can't save everybody. But I want them all to understand the program is bigger than them or me . . .

We're well drilled and when we win, we'll win with class and when we lose, we'll lose with class."

Robert Shannon
Head Football Coach
East St. Louis (Sr.) High School
(Following 1985 season, his 9th,
with an overall record of 82-14)

ISA TRACK


Boys State Track Meet Team Data

Team Champions

(Excludes 1985)

Year	Champion	Coach	Points	Year	Champion	Coach	Points
1893	Peoria		42	1957	Chicago Hts. (Bloom)	Ralph Steben	39 1/5
1894	Urbana		22	1958	Chicago Hts. (Bloom)	Ralph Steben	34 1/2
1895	Chicago (Englewood)		26	1959	Chicago Hts. (Bloom)	Ralph Steben	29
1896	Rockford		23	1960	Moline	Gene Shipley	21 1/7
1897	Chicago (Englewood)		22	1961	LaGrange (Lyons)	Max Armer	14 TIE
1898	Aurora (East)		36		Rock Island (Sr.)	Hod Lundeen	
1899	Biggsville	George Stuart	23	1962	Chicago (Phillips)	Carl Bonner	29
1900	Biggsville	J.A. Stuart	33	1963	Alton (Sr.)	James Wigger	23
1901	Chicago (Englewood)	Honey Stuart	20	1964	Alton (Sr.)	James Wigger	19
1902	Chicago (South Division)		31	1965	Evanston	Bob Trevarthen	25
1903	Chicago (Hyde Park)		24	1966	Evanston	Bob Trevarthen	30
1904	Pontiac		20	1967	Chicago (Harlan)	Gerald Richard	23
1905	Chicago (Englewood)		16	1968	Hillside (Proviso West)	Don Kohlmann	20 1/2
1906	Chicago (Wendell Phillips)	Oliver Reilly	12 TIE	1969	Alton (Sr.)	James Wigger	26
	Aurora (West)	Holland		1970	Evanston	Ron Helberg	21
1907	Oak Park	Lewis Omer	18	1971	Evanston	Ron Helberg	24
1908	Oak Park	Lewis Omer	30	1972	Evanston	Ron Helberg	28
1909	Chicago (University)	John Monilaw	21	1973	East St. Louis (Lincoln)	George Holliday	16 TIE
1910	Chicago (University)	John Monilaw	26		LaGrange (Lyons)	Max Armer	
1911	Chicago (University)	John Monilaw	23	1974	Chicago (Lane Tech)	William Lewis	27 TIE
1912	Chicago (Lane Tech)	Willard	18		Evanston	Ron Helberg	
1913	Oak Park	Robert Zuppke	34	1975-A	Maple Park (Kaneland)	Bruce Peterson	34
1914	Class A—Chicago (Univ.)	John Monilaw	42 1/2	1975-AA	East St. Louis (Sr.)	Jimmy Lewis	29
	Class B—LaGrange	B.E. Gordon	28 1/2	1976-A	Granville (Putnam Co.)	Jim Davis	23
1915	Class A—Oak Park	Glen Thistlewaite	32	1976-AA	East St. Louis (Sr.)	Jimmy Lewis	30
	Class B—LaGrange	B.E. Gordon	30	1977-A	Maple Park (Kaneland)	Bruce Peterson	54
1916	Class A—Joliet	Charles W. Jones	30	1977-AA	East St. Louis (Sr.)	Jimmy Lewis	46 TIE
	Class B—Harrisburg	Herbert C. Hopkins	20		Chicago Hts. (Bloom)	Lonnell Poole	
	Class C—Evanston (Acad)	Lewis Omer	48	1978-A	Robinson	Tony Cork	35
1917	No Meet			1978-AA	East St. Louis (Sr.)	Jimmy Lewis	37
1918	No Meet			1979-A	Chicago (Luther South)	Norm Meier	42
1919	Class A—Oak Park	Glen Thistlewaite	48	1979-AA	Evanston (Twp.)	Willie May	51
	Class B—Chicago (Univ.)	John Monilaw	19	1980-A	Chicago (Luther South)	Norm Meier	32
1920	Class A—Oak Park	Glen Thistlewaite	41 1/2	1980-AA	Maywood (Proviso East)	Chuck Farinella	40 TIE
	Class B—Marion	E.H. Schreiber	15 1/2		Waukegan (East)	Marvin Arrington	40
1921	Class A—Champaign		38	1981-A	Chicago (Leo)	John O'Keefe	46
	Class B—Forrest	C.C. Merrill	19	1981-AA	East St. Louis (Lincoln)	Arthur Marshall	67
1922	Class A—Evanston	A.P. Bradley	35	1982-A	St. Anne	Mike Rebello	52
	Class B—Forrest	C.C. Merrill	19 1/2	1982-AA	East St. Louis (Lincoln)	Arthur Marshall	77
1923	Class A—Oak Park	Frank Winters	25 3/5	1983-A	Cairo	Jim West	45
	Class B—White Hall	L.L. Tichtin	20 1/5	1983-AA	East St. Louis (Lincoln)	Arthur Marshall	49
1924	Class A—Oak Park	Clarence Whiteside	46	1984-A	Melrose Park (Walther Lutheran)	Stan Reddel	52
	Class B—Girard	Frank Winters	20	1984-AA	East St. Louis (Lincoln)	Arthur Marshall	49
1925	Class A—Danville	C.H. Cushman	20				
	Eldorado	J.W. Thomas	17 TIE				
	Class B—Hinsdale	Earl Bland	28				
1926	Chicago (Senn)	Pat Pierce	17 1/2				
1927	Rockford	Charles A. Beyer	19 1/2				
1928	Chicago (Tilden)	Frank J. Hartman	22				
1929	Chicago (Hyde Park)		15 TIE				
	Chicago (Tilden)	F.J. Hartman					
1930	Oak Park	Bob Woodruff	29				
1931	Oak Park	Bob Woodruff	17				
1932	Oak Park	Bob Woodruff	32				
1933	Rockford	Charles A. Beyer	18				
1934	Winnetka (New Trier)	John Nay	19				
1935	Rockford	Charles A. Beyer	21				
1936	Elmhurst (York)	Clarence East	20				
1937	Oak Park	Bob Woodruff	18 1/2				
1938	Oak Park	Bob Woodruff	29				
1939	Elmhurst (York)	Clarence East	22				
1940	Maywood (Proviso)	Otto H. Matte	16 1/2				
1941	Des Plaines (Maine)	Sam Marzulo	20				
1942	Oak Park	Don Harshbarger	26 2/3				
1943	Chicago (Phillips)	Lawrence Bingley	18				
1944	Winnetka (New Trier)	John M. Nay	41 1/2				
1945	Oak Park	Don Harshbarger	27 3/4				
1946	Des Plaines (Maine)	Sam Marzulo	16				
1947	Oak Park	Robert C. Wright	33				
1948	LaGrange (Lyons)	Russell Deason	15				
1949	LaGrange (Lyons)	Russell Deason	26 7/10				
1950	Chicago (Phillips)	Henry Springs	19				
1951	Chicago (Phillips)	Henry Springs	24				
1952	LaGrange (Lyons)	Russell Deason	20				
1953	LaGrange (Lyons)	Russell Deason	30 7/10				
1954	LaGrange (Lyons)	Russell Deason	16				
1955	Blue Island	Ohlen Driver	18				
1956	Chicago Hts. (Bloom)	Ralph Steben	22				

Boys Track Advisory Committee



DENNIS BEST
Coal City



HENRY (HANK) FELDT
Lebanon



ROY GUMMERON
Oak Park



DICK HAMANN
Carrollton



THOMAS A. HOFFMAN
Plano



EDWARD L. KEY
Chicago (Kenwood)



PHIL SALZER
Peoria (H.S.)



WILLIE MAY
Evanston (Twp.)