


92nd State Final Meet



12th Year of 2-Class Series

**B
O
Y
S**



**1
9
8
6**

IHSAA TRACK

O'BRIEN STADIUM, EIU • CHARLESTON, ILLINOIS • MAY 23-24, 1986 • \$1.00

Meet the



Board of Directors



CHARLES SMITH
Homewood-Flossmoor
Division 3
President



DAVID W. TURNER
Petersburg (Porta)
Division 6
Vice President



RICHARD E. STEPHENSON
Chicago (Dunbar)
Division 1
Secretary



H. FRED CURTIS
Belleville (East)
Treasurer
Appointed By Board



THOMAS G. HOWARD
Palatine (Fremd)
Division 2
Director



WILLIAM C. MITZE
Monticello
Division 5
Director



LEROY NEWTON
Carterville
Division 7
Director



LORIN J. STEVENS
Wenona
Division 4
Director



'Welcome To Our Campus'

Eastern Illinois University extends a very special welcome to the campus for the Illinois High School Association State Track and Field Meet. We congratulate each of you on participating in the state finals, wish you well in the competition and hope you have a pleasant stay on the campus.

Eastern is pleased and proud to host this event, now in its 14th year for girls and 13th year for boys on our campus. We hope that you enjoy using the O'Brien Stadium facilities and that you establish lasting friendships during the competition.


Those of you competing this weekend are among the very best high school athletes in Illinois and the nation. Many former IHSA state champions have participated in the Olympics. All of us in Illinois are proud of how well they represented our nation's values of sportsmanship and competition. I hope they serve as a model for each of you to accomplish your personal best during this event.

You are always welcome on the Eastern campus. My best wishes to the IHSA and to you for successful state meet.



STANLEY G. RIVES
President

STANLEY RIVES
President



EIU State Final Hosts



DENNIS ATEN
Head Trainer



RON PAAP
Associate AD




JOAN SCHMIDT
Associate AD



NEIL MOORE
Boys Meet Mgr.



TOM AKERS
Asst. Meet Mgr.



R.C. JOHNSON
Athletic Director



CHERYL BIRKHEAD
Girls Meet Head Trainer



ROB DOYLE
Boys Meet Head Trainer



DON KOJICH
Asst. Sports Info. Dir.



DAVE KIDWELL
Sports Info. Dir.



JOHN SEKETA
Promotions Dir.



RUSS WALTRIP
Equip. Mgr.

Gail Borton Named Honorary Referee

Long-time track official and rules interpreter Gail Borton of West Frankfort has been named Honorary Referee of the 1986 Boys State Final Track Meet and will be honored before the start of the finals Saturday, here at O'Brien Stadium.



GAIL BORTON
West Frankfort

A former captain of the Eastern Illinois track team (1954), Borton was born and raised in Tower Hill and competed in track. He has been a certified official in football and track since 1953 and has been a member of the State Final officials crew since

1959. Recently, he has been a member of the seeding committee.

An IHSA rules interpreter in both football and track, Borton helped write segments of the National Federation Track Officials Manual.

Currently principal of Central Junior High School in West Frankfort, Borton has worked in Illinois education since September of 1956. A former football and basketball coach, he also has been principal of both Charleston and West Frankfort (Frankfort) High Schools. He is a former member of the IHSA Legislative Commission and Board of Directors (having been elected to both from both high schools).

Borton also is manager of Borton Farms of Illinois.

Honor Roll of Honorary Referees

Following is a list of men who have been Honorary Referees since 1960:

1960—Robert S. Woodruff, Oak Park
1961—Shelby Himes, Urbana
1962—Harry Hill, Gridley
1963—C. L. Harriss, Carlyle
1964—Clarence East, Elmhurst
1965—Milt F. Sprunger, Washington
1966—Ross Anderson, Oak Park
1967—Emil G. "Heinie" Schultz, Evanston
1968—W. W. Downing, East St. Louis
1969—Roy S. Anderson, Lincoln
1970—Jim Evers, Centralia
1971—A. G. "Frenchie" Haussler, Peoria
1972—Leo L. Singer, Waukegan
1973—Harry E. Gaines, Mattoon

1974—Harold G. Monilaw, LaGrange
1975—Clarence B. "Babe" Pierce, Sparta
1976—John S. Gill, Elmhurst
1977—Eugene (Gene) Armer, Urbana
1978—Roy Gummerson, Oak Park
1979—Ira Scott, Naperville
1980—George Dekan, Carol Stream
1981—Jack D. May, Urbana
1982—Richard K. Welty, Palatine
1983—Gene Masters, Normal
1984—Russ Deason, LaGrange
1985—Bill Brandvold, Mattoon
1986—Gail Borton, West Frankfort

Special Thanks

More than 100 dedicated men and women volunteer their time, energy and effort to serve as the personnel responsible for conducting the annual State Track Meet. It would be impossible to conduct this gigantic track and field carnival without their expertise and the state meet would not have the national reputation it does without their cheerful cooperation. To the busy men and women who slice this precious portion out of their regular schedules to serve the young athletes here this weekend in a special way, we offer a very, very special thanks.

Administering this year's State Final Meet would not be possible without the tremendous contributions of the Harry Gill Company,

Urbana, Xerox Corporation of Champaign and Dekan Athletic Equipment Corp., West Chicago.

For the 35th great year, the Harry Gill Company is supplying some track and field equipment used here at O'Brien Stadium. Xerox Corporation of Champaign has contributed a paper copier for this year, which is used to help speed up the posting of results of the more than 1,000 competitors. Dekan Athletic Equipment Corp. is supplying for the 7th year the digital watches used by the timers.

The IHSA greatly appreciates the sincere interest in the young people of Illinois demonstrated by these firms.

Results Are Posted

Results of competition in all events both Friday and Saturday are posted on the bulletin boards under the west main grandstand of O'Brien Stadium (north and next to the concession stand) as they become available. In addition, lane and flight assignments for the finals determined after preliminaries (and/or semifinals) Friday are also posted. Fans who wish to make notes in their Official Program

are invited to visit this area as often as they desire both days of the meet. **ALL PERSONS**, however, are requested **not to remove** the posted material from the bulletin boards. In addition to being useful to track fans, the posted result sheets and heat sheets are the only vehicle by which coaches and contestants can gather necessary information concerning athletes from their school and specific assignments from future competition in the meet.

Meet the



Administrative Staff

You May Reach Us By ...

Writing: IHSA Office
Box 2715
Bloomington, IL 61702-2715
Calling: (309) 663-6377



LAVERE L. ASTROTH
Executive Secretary



DAVE FRY
Associate Exec. Secretary



CHARLENE BREMBERG
Asst. Exec. Secretary



OLA BUNDY
Asst. Exec. Secretary



JIM FLYNN
Asst. Exec. Secretary



DON ROBINSON
Asst. Exec. Secretary

Personnel Working This Year's Boys Meet

Honorary Referee:

Gail Borton, West Frankfort

Referee:

Jerry Parsons, Normal

Starter:

Dean Anderson, LaGrange

Aid to Starter:

Steve Parsons, Normal

Assistant Starters:

William Anderson, Rantoul

Vern Sprehe, Rushville

Clerk of Course:

Elmer Smith, Neoga

Assistant Clerks of Course:

Bill Brandvold, Mattoon

Ralph Krupke, Roselle

Alec J. Rexroat, Oak Park

Relay Clerks:

John Meisner, Easton

Bob Hout, Newton

Larry Staudt, Hoffman Estates

Accutrack Operators:

Don Helberg, Carol Stream

John Polka, Oak Park

Accutrack Film Evaluators:

Dennis Best, Morris

Dick Hamann, Carrollton

Edward Key, Chicago

Willie May, Evanston

Head Finish Judges:

Chic Anderson, Palatine

Carlin Nalley, Lisle

Finish Judges:

Russ Attis, Mt. Prospect

Washington Bush, Peoria

John R. Davis, Glenview

Joe Gross, Indian Head Park

Mark A. Jostes, Moweaqua

John R. McNamee, Peoria

Ed Madix, Decatur

Ron Powell, Alexis

Richard Raub, Springfield

Bruce Samore, Palatine

Eugene Sawalich, Belleville

James Schave, Ottawa

Gary Scholz, Schaumburg

Tom Slack, Bloomington

James V. Southworth, Marion

Richard Tharp, Normal

Don Vandersnick, Batavia

Sam Van Scoyoc, Bloomington

Bryan Wilkinson, Granite City

Head Timers:

Charles Feutz, Schaumburg

Richard Welty, Palatine

Assistant Head Timer:

Gene McFarland, Charleston

Timers:

John Allwood, Riverside

Jerry L. Blew, Wheaton

Harry Fletcher, Oregon

Dwayne Foote, Libertyville

Pascal M. Gilmore, Libertyville

Dr. Francis E. Kite, Riverside

Bob LaCroix, Peoria

John W. Liljah, Moline

Keith R. Lowell, Normal

Charles G. McCarthy, Bloomington

Jerry Y. McGuire, Oak Park

Brewster Parker, Lincoln

David Pasquini, Arlington Heights

Frank R. Pitol, Collinsville

Tony E. Sacco, River Forest

Taylor Thomas, Urbana

Rod White, Centralia

Head Curve & Exchange Inspectors:

James E. Johnson, Charleston

R. B. Garshelis, Charleston

Curve & Exchange Inspectors:

Doug Barclay, Bourbonnais

Charlie Bell, Geneva

Dave Brooks, Olney

Michael F. Burke, Chicago

Wayne Endicott, Palatine

Bill Gedonius, Oak Park (Saturday only)

Jim Grimes, Cullom

Charles D. Ingram, Harrisburg

Mark P. McCabe, Rancho Cordova, CA

Ed McGuire, Palatine

Charles Manier, Marion

James E. Martin, Warrenville

Lloyd A. Moma, Blue Mound

Paul M. Neakrase, Washington

Christopher J. Perry, Peoria

Floyd H. Rogers, Crystal Lake

Robert W. Scott, Effingham

Kip Smith, Centralia

Stephen E. Weckstein, Highland Park

Head Pole Vault Judge, Crew #1:

Dwight Simmons, Decatur

Pole Vault Judges, Crew #1:

Chuck Billings, Glen Ellyn

J. J. DeMatta, Centralia

Head Pole Vault Judge, Crew #2:

Glenn Cothorn, Warrenville

Pole Vault Judges, Crew #2:

Ken Helberg, Naperville

J. Larry Lane, Crystal Lake

Head Pole Vault Judge, Crew #3:

David A. Daugherty, Greenview

Pole Vault Judges, Crew #3:

Dave Cobstil, Macon

David DeWeese, Oak Park

Head High Jump Judge, Crew #1:

Paul Kays, Oak Park

High Jump Judges, Crew #1:

David Axelrod, Highland Park

Joyce Carlson, Chicago

Stan Martin, Elgin

Head High Jump Judge, Crew #2:

Gene McCarter, East Moline

High Jump Judges, Crew #2:

Jack Herschbach, Chester

Darin Lee, West Frankfort

John R. Mills, Bement

Head Long Jump Judge, Crew #1:

Robert G. Turner, Decatur

Long Jump Judges, Crew #1:

Dale Engelhorn, San Jose

Randy Dwyer, Ashland

Head Long Jump Judge, Crew #2:

William Bulat, Milan

Long Jump Judges, Crew #2:

Howard D. Morgan, Peoria

Donald L. Schaefer, Charleston

Head Triple Jump Judge, Crew #1:

Al Rosenberger, Jacksonville

Triple Jump Judges, Crew #1:

Art Carlson, Oregon

Gary Coates, Princeton

Virgil McElfresh, Peoria

Dan Moy, Jacksonville

Head Triple Jump Judge, Crew #2:

Ron Campbell, Skokie

Triple Jump Judges, Crew #2:

Tedd Beastall, Oak Park

Warren G. Hoger, Westchester

Steve Lawrence, Oak Park

Graham Updike, Centralia

Head Shot Put Judge, Crew #1:

Kenneth L. Shelhamer, Oak Park

Shot Put Judges, Crew #1:

Leonard W. Burt, Arlington Hts.

Del Johnson, Gilberts

Head Shot Put Judge, Crew #2:

Thomas Miller, Dundee

Shot Put Judge, Crew #2:

Doug Chapman, Belvidere

Kenneth L. Johnson, Elgin

Shot Put Weight Inspector:

Glenn Schwartzwalder, Carpentersville

Head Discus Throw Judge, Crew #1:

John Nation, Monticello

Discus Throw Judges, Crew #1:

Emilio Bassy, Columbia

John F. Harter, Arthur

Don Kemp, Concord

Wayne Prince, Belleville

Head Discus Throw Judge, Crew #2:

Larry Miller, Ottawa

Discus Throw Judges, Crew #2:

Crenden Keller, Crystal Lake

Carl Magsamen, Park Ridge

Otis H. Taylor, Herrin

Dennis Winkler, Morton

Discus Implement Inspector, Crew #1:

Geza Ehrentreu, Peoria Hts.

Discus Implement Inspector, Crew #2:

Paul L. Browning, Belleville

Anemometer Operators:

Ron Gummerson, Schaumburg

Arthur W. Marshall, East St. Louis

Jerry Slack, Wheaton

Ben H. Ward, Chicago

Announcers:

Dr. Robert Middleton, Godfrey

Michael R. Clancy, Oak Park

Head Scorer — Class A & AA:

Lynn Swango, Monticello (A)

Scorers — Class A & AA:

Darrell Prince, Dolton (AA)

Art Sievers, Monticello (A)

Jim Wigger, Alton (AA)

Finish Line Marshal:

Michael Begovich, Melrose Park (Sat.)

Tom Hoffman, Plano (Fri.)

Finish Line Recorders:

Harold D. Bowen, Farmington

Dr. Kenneth L. Kite, Hoffman Estates

Seeding Staff Chairman:

Loyd Grafford, East Alton

Seeding Staff:

Gail Borton, West Frankfort

John W. Cheney, Berwyn

Jim Lewis, East St. Louis

Leonard E. Wilson, Champaign

Supervisors—

Track Events:

Hank Feldt, Lebanon

Finish Line Flow:

Ron Helberg, Glenview

Field Events (Except Pole Vault):

Phil Salzer, Peoria

Pole Vault:

Glenn Cothorn, Warrenville

Records:

Allan Goodman, Schaumburg

Awards Liaison:

Thomas Hoffman, Plano

Administration & Information:

Larry Ragsdale, Knoxville (Chairman)

Phil Salzer, Peoria (Co-Chairman)

Walter Elmore, Charleston

Glen Hamilton, Pinckneyville

Press Stewards:

Dave Kidwell, Charleston

Don Kojich, Charleston

Don Vogel, Oak Park

Media Assistants:

Lara Lawry, Charleston

Gary Hills, Springfield

Judy Pinkston, Bloomington

Jan Wrigley, Normal

Carole Banda, Charleston

Chuck Baren, Oak Park

Steve Binder, Mattoon

Mike Chron, Charleston

Stewart Coleman, Carbondale

Steve Hersberger, DeKalb

Wilburn Hutson, Charleston

Betty Ralston, Charleston

Ron Yoakum, Springfield

Dan Zapler, Oak Park

Jury of Appeals:

Walt Elmore, Charleston

Glen Hamilton, Pinckneyville

Ron Helberg, Glenview

Larry Ragsdale, Knoxville

Phil Salzer, Peoria

Dennis Best, Morris

Hank Feldt, Lebanon

Roy Gummerson, Oak Park

Dick Hamann, Carrollton

Thomas Hoffman, Plano

Ed Key, Chicago

Willie May, Evanston

Phil Salzer, Peoria

Games Committee:

Roy Gummerson, Oak Park (Chairman)

Dennis Best, Morris

Hank Feldt, Lebanon

Dick Hamann, Carrollton

Thomas Hoffman, Plano

Ed Key, Chicago

Willie May, Evanston

Phil Salzer, Peoria

Awards Officials:

Thomas G. Howard

William C. Mitze

Leroy Newton

Dr. Richard E. Stephenson

Dr. David W. Turner

IHSA Staff:

L. L. Astroth

James P. Flynn

Donald K. Robinson

EIU Representatives:

R. C. Johnson

Ron Papp


Neil Moore

Utility:

Eric Anderson, Willowbrook

Don Crandall, Schaumburg

Curt Reed, McLeansboro



"There is no greater feeling than the one you get when you're wearing your high school uniform and ride into (another) town in a yellow school bus."

Gene W. Childress, during speech at National Federation 1985 Conference

Boys Track State Final Time Schedule

Friday, May 23, 1986 (Preliminaries and Semifinals)

Note: Flights 3 and 4 are scheduled at the site of 1 and 2 respectively in all field events. If another facility becomes available, the Games Committee reserves the right to adjust flight sequence and location.

Class A Field Events

1:00 p.m.	Pole Vault	- Flight 1 - South Runway (Warmup 12:30 p.m.)
1:30 p.m.	Pole Vault	- Flight 2 - North Runway (Warmup 1:00 p.m.)
3:30 p.m.	Pole Vault	- Flight 3 - South Runway upon completion Flight 1 (Warmup 3:00 p.m.)
1:15 p.m.	High Jump	- Flight 1 - followed by Flight 2 and Flight 3 (Warmup 1:00 p.m.)
1:00 p.m.	Shot Put	- Flight 1 Northeast End Zone (Warmup 12:45 p.m.)
1:00 p.m.	Shot Put	- Flight 2 Northwest End Zone (Warmup 12:45 p.m.)
1:45 p.m.	Shot Put	- Flight 3 Northeast End Zone upon completion Flight 1 (15-minute warmup)
1:45 p.m.	Shot Put	- Flight 4 Northwest End Zone upon completion Flight 2 (15-minute warmup)
1:00 p.m.	Long Jump	- Flight 1 East Side, North Runway (Warmup 12:45 p.m.)
1:00 p.m.	Long Jump	- Flight 2 East Side, South Runway (Warmup 12:45 p.m.)
1:45 p.m.	Long Jump	- Flight 3 East Side, North Runway upon completion Flight 1 (15-minute warmup)
1:45 p.m.	Long Jump	- Flight 4 East Side, South Runway upon completion Flight 2 (15-minute warmup)
2:00 p.m.	Discus	- Flight 1 North Circle (Warmup 1:45 p.m.)
2:00 p.m.	Discus	- Flight 2 South Circle (Warmup 1:45 p.m.)
2:50 p.m.	Discus	- Flight 3 North Circle upon completion Flight 1 (15-minute warmup)
2:50 p.m.	Discus	- Flight 4 South Circle upon completion Flight 2 (15-minute warmup)
2:30 p.m.	Triple Jump	- Flight 1 East Side, South Runway (Warmup 2:15 p.m.)
2:30 p.m.	Triple Jump	- Flight 2 East Side, North Runway (Warmup 2:15 p.m.)
3:15 p.m.	Triple Jump	- Flight 3 East Side, South Runway (15-minute warmup)
3:15 p.m.	Triple Jump	- Flight 4 East Side, North Runway (15-minute warmup)

Class A Running Events

2:20 p.m.	3200 Meter Relay Prelims (2 heats, qualify top 12 times to finals)
2:42 p.m.	400 Meter Relay Prelims (5 heats, qualify top 8 times to finals)
3:05 p.m.	110 Meter High Hurdles Prelims (4 heats, qualify 4 each heat to semifinals)
3:20 p.m.	100 Meter Dash Prelims (6 heats, qualify 4 each heat to semifinals)
3:28 p.m.	110 Meter High Hurdles Semifinals (2 heats, qualify 4 each heat to finals)
3:47 p.m.	100 Meter Dash Semifinals (4 heats, qualify 2 each heat to finals)
3:59 p.m.	800 Meter Run Prelims (2 heats, qualify top 12 times to finals)
4:09 p.m.	800 Meter Relay Prelims (4 heats, qualify top 8 times to finals)
4:29 p.m.	400 Meter Run Prelims (4 heats, qualify top 8 times to finals)
4:43 p.m.	300 Meter Low Hurdles Prelims (5 heats, qualify top 8 times to finals)
5:07 p.m.	200 Meter Dash Prelims (7 heats, qualify top 4 each heat to semifinals)
5:32 p.m.	1600 Meter Run Prelims (2 heats, qualify top 12 times to finals)
5:46 p.m.	200 Meter Dash Semifinals (4 heats, qualify 2 each heat to finals)
6:00 p.m.	1600 Meter Relay Prelims (7 heats, qualify top 8 times to finals)
6:35 p.m.	FINISH TIME

Class AA Field Events

9:00 a.m.	Pole Vault	- Flight 1 - North Runway (Warmup 8:30 a.m.)
9:30 a.m.	Pole Vault	- Flight 2 - South Runway (Warmup 9:00 a.m.)
11:00 a.m.	Pole Vault	- Flight 3 - North Runway upon completion Flight 1 (Warmup 10:30 a.m.)
9:00 a.m.	High Jump	- Flight 1 - followed by Flight 2 and Flight 3 (Warmup 8:45 a.m.)
9:00 a.m.	Shot Put	- Flight 1 Northwest End Zone (Warmup 8:45 a.m.)
9:00 a.m.	Shot Put	- Flight 2 Northeast End Zone (Warmup 8:45 a.m.)
10:00 a.m.	Shot Put	- Flight 3 Northwest End Zone upon completion Flight 1 (15-minute warmup)
10:00 a.m.	Shot Put	- Flight 4 Northeast End Zone upon completion Flight 2 (15-minute warmup)
9:00 a.m.	Long Jump	- Flight 1 East Side, South Runway (Warmup 8:45 a.m.)
9:00 a.m.	Long Jump	- Flight 2 East Side, North Runway (Warmup 8:45 a.m.)
9:55 a.m.	Long Jump	- Flight 3 East Side, South Runway upon completion Flight 1 (15-minute warmup)
9:55 a.m.	Long Jump	- Flight 4 East Side, North Runway upon completion Flight 2 (15-minute warmup)
10:45 a.m.	Triple Jump	- Flight 1 East Side, North Runway (Warmup 10:30 a.m.)
10:45 a.m.	Triple Jump	- Flight 2 East Side, South Runway (Warmup 10:30 a.m.)
11:45 a.m.	Triple Jump	- Flight 3 East Side, North Runway (15-minute warmup)
11:45 a.m.	Triple Jump	- Flight 4 East Side, South Runway (15-minute warmup)
10:45 a.m.	Discus	- Flight 1 South Circle (Warmup 10:30 a.m.)
10:45 a.m.	Discus	- Flight 2 North Circle (Warmup 10:30 a.m.)
11:45 a.m.	Discus	- Flight 3 South Circle upon completion Flight 1 (15-minute warmup)
11:45 a.m.	Discus	- Flight 4 North Circle upon completion Flight 2 (15-minute warmup)

Class AA Running Events

9:00 a.m.	3200 Meter Relay Prelims (4 heats, qualify top 12 times to finals)
9:44 a.m.	400 Meter Relay Prelims (6 heats, qualify top 8 times to finals)
10:11 a.m.	110 Meter High Hurdles Prelims (6 heats, qualify 4 each heat to semifinals)
10:32 a.m.	100 Meter Dash Prelims (6 heats, qualify 4 each heat to semifinals)
10:50 a.m.	110 Meter High Hurdles Semifinals (4 heats, qualify 2 each heat to finals)
11:05 a.m.	100 Meter Dash Semifinals (4 heats, qualify 2 each heat to finals)
11:17 a.m.	800 Meter Run Prelims (3 heats, qualify top 12 times to finals)
11:32 a.m.	800 Meter Relay Prelims (5 heats, qualify top 8 times to finals)
11:57 a.m.	400 Meter Run Prelims (6 heats, qualify top 8 times to finals)
12:18 p.m.	300 Meter Low Hurdles Prelims (5 heats, qualify top 8 times to finals)
12:42 p.m.	200 Meter Dash Prelims (8 heats, qualify top 4 each heat to semifinals)
1:10 p.m.	1600 Meter Run Prelims (3 heats, qualify top 12 times to finals)
1:31 p.m.	200 Meter Dash Semifinals (4 heats, qualify 2 each heat to finals)
1:45 p.m.	1600 Meter Relay Prelims (6 heats, qualify top 8 times to finals)
2:15 p.m.	FINISH TIME

Note: All field events will be held outdoors (weather permitting). In case of delays in events using the same facility, the following flight will begin as soon as the previous flight is completed.

Saturday, May 24, 1986

(Finals in all events)

Class A Field Events

11:00 a.m.	Long Jump (North Runway), Pole Vault (South Runway), Shot Put (Northwest Circle)
12:30 p.m.	Discus (South Field), Triple Jump (North Runway), High Jump

Class AA Field Events

11:00 a.m.	Long Jump (North Runway), Pole Vault (North Runway), Shot Put (Northeast Circle), High Jump
12:30	Discus (North Field) Triple Jump (South Runway)

Track Events

12:00 noon	National Anthem
12:15 p.m.	Class A 3200 Meter Relay —Class AA 3200 Meter Relay
12:35 p.m.	Class A 400 Meter Relay —Class AA 400 Meter Relay
12:50 p.m.	Class A 3200 Meter Run —Class AA 3200 Meter Run—Heat 1 —Class AA 3200 Meter Run—Heat 2
1:30 p.m.	Class A 110 Meter High Hurdles —Class AA 110 Meter High Hurdles
1:45 p.m.	Class A 100 Meter Dash —Class AA 100 Meter Dash
1:52 p.m.	Class A 800 Meter Run —Class AA 800 Meter Run
2:10 p.m.	Class A 800 Meter Relay —Class AA 800 Meter Relay
2:30 p.m.	Class A 400 Meter Dash —Class AA 400 Meter Dash
2:40 p.m.	Class A 300 Meter Low Hurdles —Class AA 300 Meter Low Hurdles
2:55 p.m.	Class A 1600 Meter Run —Class AA 1600 Meter Run
3:15 p.m.	Class A 200 Meter Dash —Class AA 200 Meter Dash
3:25 p.m.	Class A 1600 Meter Relay —Class AA 1600 Meter Relay
3:45 p.m.	Awards

All-Time IHSA Boys State Track Meet Multiple Winners

(Prior to Classes)

Year	Competitor, School	Year	Competitor, School	Year	Competitor, School
1893	Jamison, Peoria 50 Yard Dash @ :05.75 100 Yard Dash @ :10.40 220 Yard Dash @ :23.25 One Mile Bicycle @ 2:49.5	1908	Kuhn, Chicago (Wendell Phillips) 50 Yard Dash @ :05.6 100 Yard Dash @ :10.6	1920	Ayers, Hinsdale Class B 50 Yard Dash @ :05.8 100 Yard Dash @ :10.8
	Bell, Chicago (Lake View) 880 Yard Run @ 2:16 One Mile Run @ 5:41.5		Martin, Oak Park 220 Yard Dash @ :23 440 Yard Dash @ :51.8		Meyers, Altona Shot Put @ 45-7/8 Discus Throw @ 130-7
1894	Mattis, Champaign 100 Yard Dash @ :10.8 220 Yard Dash @ :24	1909	Martin, Oak Park 50 Yard Dash @ :05.6 100 Yard Dash @ :10.2	1921	Baxter, Champaign Class A 50 Yard Dash @ :05.8 100 Yard Dash @ :10.2
	Bohman, Chicago (Lake View) 880 Yard Run @ 2:15.4 One Mile Run @ 5:37.8		Yates, Galesburg 440 Yard Dash @ :52.5 880 Yard Run @ 2:04.8	1921	Red Grange, Wheaton Class B 100 Yard Dash @ :10.4 Broad Jump @ 21-5/8
	Shepard, Chicago (Hyde Park) Shot Put (12 lb.) @ 39-8 Hammer Throw @ 108-0 Baseball Throw @ 347-5		Byrd, Milford Shot Put @ 49-10 Hammer Throw @ 155-7 Discus Throw @ 113-1/2	1922	Cameron, Evanston Class A 100 Yard Dash @ :10.2 220 Yard Dash @ :22.2
	Herschberger, Peoria Running High Jump @ 5-0 1/2 Pole Vault @ 9-0	1910	Yates, Galesburg 440 Yard Dash @ :53 880 Yard Run @ 2:01.4		Stewart, Deerfield Shields 120 Yard High Hurdles @ :16.4 220 Yard Low Hurdles @ :26.6
	Cunningham, Cairo Running Broad Jump @ 17-6 Hop, Step & Jump @ 40-0		Byrd, Milford Shot Put @ 48-3 Discus Throw @ 139-5	1922	Dicenzo, Toluca Class B 50 Yard Dash @ :05.8 100 Yard Dash @ :10.6
1895	Randall, Chicago (S. Division) 50 Yard Dash @ :06.6 100 Yard Dash @ :10.8	1911	Noonan, Decatur 880 Yard Run @ 2:02.6 Mile Run @ 4:37.2		Carter, Elmwood Shot Put @ 45-4 Discus Throw @ 119-1/4
	Moran, Canton Standing Broad Jump @ 10-0 3/4 Shot Put (12 lb.) @ 38-8 1/2	1912	Johnson, Chicago (Bowen) 100 Yard Dash @ :10.6 220 Yard Dash @ :22.8	1923	Goodwillie, Chicago (University) Class A 100 Yard Dash @ :10.2 220 Yard Dash @ :21.4
	Stevens, Mattoon High Kick @ 9-2 Pole Vault @ 9-3	1913	Harvey, Aurora (West) 880 Yard Run @ 2:08 Mile Run @ 4:38.4	1923	Dicenzo, Toluca Class B 50 Yard Dash @ :05.6 100 Yard Dash @ :10.2
1896	Maclin, DuQuoin 50 Yard Dash @ :05.8 100 Yard Dash @ :10.4	1913	Irish, Oak Park 50 Yard Dash @ :05.6 100 Yard Dash @ :10.8	1924	None
1897	Maclin, DuQuoin 50 Yard Dash @ :06 100 Yard Dash @ :10.8 220 Yard Dash @ :25	1914	Carter, Chicago (University) Class A 100 Yard Dash @ :10.2 220 Yard Dash @ :22.6	1924	Knoop, Chesterfield Class B 50 Yard Dash @ :06 100 Yard Dash @ :10.6
	Sutter, Chicago (Lake View) Shot Put (12 lb.) @ 42-3 1/2 Hammer Throw (12 lb.) @ 133-5		May, Chicago (Lane) Mile Run @ 4:38.8 220 Yard Hurdles @ :28.4		Lewis, Carlinville Shot Put @ 50-2 1/8 Discus Throw @ 120-2
1898	Bertram, Lewistown 100 Yard Dash @ :10.2 220 Yard Dash @ :24.4	1914	Allman, Urbana Hammer Throw @ 138-8 Discus Throw @ 113-11	1925	None
	Bonney, Aurora (East) Running High Jump @ 5-6 Standing Broad Jump @ 10-3 1/2	1914	Smart, LaGrange Class B 120 Yard Hurdles @ :17 Running Broad Jump @ 21-8 3/4	1925	McDonough, Carrollton Class A 100 Yard Dash @ :11 120 Yard High Hurdles @ :17.4
	Fowler, Aurora (East) Shot Put (12 lb.) @ 42-4 1/2 Hammer Throw (12 lb.) @ 112-7		Husted, Roodhoose Shot Put @ 42-11 Discus Throw @ 124-11		Borsum, Hinsdale 220 Yard Low Hurdles @ :27.4 Running Broad Jump @ 21-3 1/4
1899	Bell, Biggsville 50 Yard Dash @ :06 100 Yard Dash @ :10.4 220 Yard Dash @ :23	1915	Floete, Chicago (University) Class A 100 Yard Dash @ :10.6 220 Yard Dash @ :23	1926	Patterson, Chicago (Tilden) 100 Yard Dash @ No time allowed because of wrong measurement of distance
1900	Bell, Biggsville 50 Yard Dash @ :05.8 100 Yard Dash @ :10.6 220 Yard Dash @ :18		Allman, Urbana Shot Put @ 46-1 Discus Throw @ 123-8		Rogers, Chicago (Senn) 120 Yard High Hurdles @ :15.8 220 Yard Low Hurdles @ :24.4
	Dougherty, Biggsville Running High Jump @ 5-11 Standing Broad Jump @ 10-3.6	1915	Fey, LaGrange Class B 120 Yard Hurdles @ :17 220 Yard Hurdles @ :26.6	1927	None
1901	Webster, Chicago (Englewood) 880 Yard Run @ 2:04 One Mile Run @ 4:40		Baker, El Paso Shot Put @ 44-1 1/2 Discus Throw @ 117-10	1928	Ralph Metcalfe, Chicago (Tilden) 100 Yard Dash @ :10.5 220 Yard Dash @ :21.1
	Annis, Aurora (West) Quarter Mile Bicycle @ :35.2 Mile Bicycle @ 2:38.6	1916	Powers, Decatur Class A 100 Yard Dash @ :10.4 220 Yard Dash @ :23.4	1929	Ralph Metcalfe, Chicago (Tilden) 100 Yard Dash @ :09.9 220 Yard Dash @ :21.3
1902	Henderson, Chicago (S. Division) 100 Yard Dash @ :10.8 220 Yard Dash @ :24	1916	Landers, Oregon Class B 120 Yard Hurdles @ :16.4 Pole Vault @ 10-0	1930	Ralph Metcalfe, Chicago (Tilden) 100 Yard Dash @ :09.8 220 Yard Dash @ :21.1
1903	Walter Eckersall, Chicago (Hyde Park) 50 Yard Dash @ :05.4 100 Yard Dash @ :10 220 Yard Dash @ :22	1916	Zerwer, Lewis Class C 50 Yard Dash @ :06 100 Yard Dash @ :10.6		Eggleston, Chicago (Hyde Park) 120 Yard High Hurdles @ :16 220 Yard Low Hurdles @ :25.3
1904	Seay, Anna 50 Yard Dash @ :05.6 100 Yard Dash @ :10.4 220 Yard Dash @ :22.2		Cram, Evanston 220 Yard Dash @ :25.6 Broad Jump @ 20-0	1931	None
	Evvard, Pontiac Hammer Throw @ 164-04 Discus Throw @ 116-2		Baker, Chicago (Morgan Park) Shot Put @ 46-9 Discus Throw @ 122-4	1932	R. Herman, Oak Park 100 Yard Dash @ :09.7 220 Yard Dash @ :21.2
1905	None	1919	Coffin, Oak Park Class A 100 Yard Dash @ :10.2 220 Yard Dash @ :23.8		Pollard, Chicago (Senn) 120 Yard High Hurdles @ :15.1 220 Yard Low Hurdles @ :24.2
1906	Harrison, Chicago (Crane) 50 Yard Dash @ :05.4 Running Broad Jump @ 21-6	1919	Southard, Edwardsville Class B 50 Yard Dash @ :05.4 100 Yard Dash @ :10.2	1933	W. Rideout, Tuscola Mile Run @ 4:25.2 880 Yard Run @ 1:59.4
1907	Randolph, Oak Park 100 Yard Dash @ :10.4 220 Yard Dash @ :23		Meyers, Altona Shot Put @ 44-2 1/2 Discus Throw @ 113-1 1/2		L. Spurgeon, Centralia Running High Jump @ 6-5 1/8 Broad Jump @ 22-7 1/2
		1920	Myer, Chicago (Crane) Class A 50 Yard Dash @ :05.8 100 Yard Dash @ :10.4		J. Freeston, Atlanta Shot Put @ 51-4 Discus Throw @ 125-8
			Kimball, Deerfield Shields 120 Yard Hurdles @ :16.4 220 Yard Hurdles (Low) @ :24.4	1934	R. Packard, Rockford 100 Yard Dash @ :09.9 220 Yard Dash @ :22.6
					L. Spurgeon, Centralia High Jump @ 6-3 (tied) Broad Jump @ 23-7 3/4
				1935	R. Packard, Rockford 100 Yard Dash @ :10 220 Yard Dash @ :21
				1936	None

All-Time Boys State Track Meet Multiple Winners continued . . . Page 2

Year	Competitor, School	Year	Competitor, School	Year	Competitor, School
1937	Floss Anders, Moline 100 Yard Dash @ :12 220 Yard Dash @ :22.4	1949	Bob Ulrich, Hinsdale 100 Yard Dash @ :10.1 220 Yard Dash @ :22.5	1965	Michael Butler, Champaign 120 Yard High Hurdles @ :14.8 180 Yard Low Hurdles @ :20.1
1938	None		Wayne Veith, LaGrange (Lyons) 120 Yard High Hurdles @ :14.8 High Jump @ 5-11 3/4 (tied)		Bruce Aiken, Taylorville 100 Yard Dash @ :10.5 220 Yard Dash @ :22.3
1939	Bruce Freeman, Elmhurst (York) Shot Put @ 53-3/4 Discus Throw @ 145-2	1950	None		Roy Houston, Evanston (Twp.) 440 Yard Dash @ :48.7 Broad Jump @ 22-11 1/4
	Leicester Farmer, Maywood (Proviso) 100 Yard Dash @ :10.3 Broad Jump @ 23-0 1/2	1951	Ira Murchison, Chicago (Phillips) 100 Yard Dash @ :10.0 220 Yard Dash @ :22.6	1966	Allen Deppe, Campbell Hill (Trico) 100 Yard Dash @ :09.9 220 Yard Dash @ :21.2
1940	Leicester Farmer, Maywood (Proviso) 100 Yard Dash @ :10 Broad Jump @ 24-0 3/4		Willie Stevens, Chicago (Phillips) 120 Yard High Hurdles @ :14.5 180 Yard Low Hurdles @ :19.8	1967	Ronald Draper, Chicago (Harlan) 120 Yard High Hurdles @ :14.1 180 Yard Low Hurdles @ :18.9
	John Smith, Des Plaines (Maine) 120 Yard High Hurdles @ :14.8 200 Yard Low Hurdles @ :22.9	1952	None		Mike Goodrich, East St. Louis (Sr.) 100 Yard Dash @ :09.7 220 Yard Dash @ :20.9
1941	John Smith, Des Plaines (Maine) 120 Yard High Hurdles @ :14.2 200 Yard Low Hurdles @ :21.9	1953	None	1968	Greg Johnson, East St. Louis (Lincoln) 120 Yard High Hurdles @ :14.0 180 Yard Low Hurdles @ :19.4
1942	George Geyer, Oak Park 100 Yard Dash @ :10.1 220 Yard Dash @ :22	1954	James Franzen, Highland Park 100 Yard Dash @ :10.1 220 Yard Dash @ :21.9	1969	Merlyn Hood, East Moline (United) 100 Yard Dash @ :09.7 220 Yard Dash @ :21.8
1943	None	1955	Vernon Estes, North Chicago 100 Yard Dash @ :10.3 220 Yard Dash @ :21.7	1970	Howard Jones, Evanston 100 Yard Dash @ :09.5 220 Yard Dash @ :21.5
1944	John Spink, Winnetka (New Trier) 120 Yard High Hurdles @ :14.7 200 Yard Low Hurdles @ :22.6		Willie May, Blue Island 120 Yard High Hurdles @ :14.5 180 Yard Low Hurdles @ :19.5	1971	David Merrick, New Lenox (Lincoln-Way) Two Mile Run @ 8:48.9 Mile Run @ 4:07.4
	Tom Boswell, Evanston 100 Yard Dash @ :10.1 220 Yard Dash @ :21.8	1956	John Lattimore, Chicago (Phillips) 220 Yard Dash @ :20.9 440 Yard Dash @ :48.8		Howard Jones, Evanston 100 Yard Dash @ :09.7 220 Yard Dash @ :21.3
1945	Dick Warfield, Winnetka (New Trier) 120 Yard High Hurdles @ :15 200 Yard Low Hurdles @ :23.0	1957	Fred Macklin, Chicago Hts. (Bloom) 440 Yard Dash @ :48.9 Broad Jump @ 22-6 1/2	1972	Craig Virgin, Lebanon Two Mile Run @ 8:51.9 Mile Run @ 4:09.2
1946	Bob O'Brien, Des Plaines (Maine) 100 Yard Dash @ :10.1 220 Yard Dash @ :22.7		Mike Pyle, Winnetka (New Trier) Shot Put @ 58-3 1/2 Discus Throw @ 159-3 1/2		Howard Jones, Evanston 100 Yard Dash @ :09.5 220 Yard Dash @ :21.2
1947	William Konrad, Oak Park 100 Yard Dash @ :10 220 Yard Dash @ :21.7	1958	None	1973	Mike McFarland, Chicago (Parker) 100 Yard Dash @ :09.5 220 Yard Dash @ :20.9
	Joe Peterson, Oak Park Shot Put @ 49-9 1/4 Discus Throw @ 152	1959	None	1974	Ron Sterrenberg, LaGrange (Lyons) 120 Yard High Hurdles @ :13.8 330 Yard Low Hurdles @ :36.9
1948	Leonard Sykes, Chicago (Phillips) 100 Yard Dash @ :10.4 220 Yard Dash @ :23.2	1960	B. B. Gater, Alton (Sr.) 100 Yard Dash @ :10.4 220 Yard Dash @ :23.4		Joe Stewart, Evanston 100 Yard Dash @ :09.7 220 Yard Dash @ :21.6

Class A Boys Track Multiple Winners

* = Record (I) = IHSA Record (P) = Prep Record

Year	Competitor, School	Year	Competitor, School
1975	Mark Claypool, Maple Park (Kaneland) Triple Jump @ 46-0 1/4 * 440 Dash @ :49.08 *	1980	Steve Buchholz, Paxton 100 Dash @ :10.97 200 Dash @ :22.06
1975	Steve Safranski, Granville (Putnam County) Long Jump @ 22-11 * 220 Dash @ :21.94 *	1981	Mike Conley, Chicago (Luther South) Long Jump @ 23-2 1/4 Triple Jump @ 50-9 * (I)
1976	Steve Safranski, Granville (Putnam County) Long Jump @ 23-3 1/4 * 100 Dash @ :09.95 *		100 Dash @ :10.64 (wind-aided) 200 Dash @ :22.26
1976	Reo Rorem, Gilman Mile @ 4:18.65 Two-Mile @ 9:11.44 *	1981	John McCarthy, Buffalo (Tri-City) 110 High Hurdles @ :14.33 (wind-aided) 300 Low Hurdles @ :37.75
1976	Brent Barth, Peru (St. Bede) 120 High Hurdles @ :14.52 330 Low Hurdles @ :38.00 *	1982	John Jacobson, Cornell 1600 Run @ 4:20.24 3200 Run @ 9:17.69
1977	Mark Claypool, Maple Park (Kaneland) Long Jump @ 22-3 1/2 440 Dash @ :47.18 * (I)	1982	John McCarthy, Buffalo (Tri-City) 300 Low Hurdles @ :37.89 110 High Hurdles @ :14.39 (wind-aided)
1977	Tom Clennon, Minooka Mile @ 4:21.12 Two-Mile @ 9:22.42	1983	Kip Wright, Cairo Long Jump @ 22-5 1/4 Triple Jump @ 46-10 1/2
1978	Mike Simpson, Casey 100 Dash @ :09.85 (wind-aided) 220 Dash @ :22.19		John Jacobson, Cornell 1600 Run @ 4:19.04 * 3200 Run @ 9:12.55 *
1979	Dan Jeffers, Rochester Long Jump @ 23-6 3/4 100 Dash @ :09.98	1984	Sean Canaday, Riverton Shot @ 57-7 Discus @ 177-1
1980	Mike Conley, Chicago (Luther South) Long Jump @ 21-11 Triple Jump @ 47-3 1/4	1984	Tom Mowatt, Chicago (The Latin School) Long Jump @ 22-8 3/4 Triple Jump @ 46.3 1/2
		1985	Eric Childs, Cairo 100 Meter Dash @ :10.79 200 Meter Dash @ :22.67

Class AA Boys Track Multiple Winners

* = Record (I) = IHSA Record (P) = Prep Record

Year	Competitor, School
1975	Greg Foster, Maywood (Proviso East) 120 High Hurdles @ :13.47 330 Low Hurdles @ :36.0 * (I)
1978	Duane Bibbie, Harvey (Thornton) Long Jump @ 24-3 1/4 Triple Jump @ 49-3 1/4
1978	Tom Graves, Orland Park (Sandburg) Mile @ 4:09.37 Two-Mile @ 9:06.91
1979	Bob McGee, Evanston, (Twp.) 100 Dash @ :09.51 120 High Hurdles @ :13.87 330 Low Hurdles @ :36.94
1981	Wallace Spearmon, Blue Island (Eisenhower) 100 Dash @ :09.95 (WA) 200 Dash @ :21.53
1982	Barry Malloy, East St. Louis (Lincoln) 110 High Hurdles @ :13.98 (wind-aided) Long Jump @ 23-5 1/4
1982	Gary Kostrubala, Chicago (Marist) Shot @ 61-3 1/2 Discus @ 184-2 * (I)
1982	Albert Robinson, Chicago (Hales Franciscan) 100 Dash @ :10.39 (wind-aided) 200 Dash @ :21.56 *
1983	Kelly Reed, Chicago (Kenwood) 100 Dash @ :10.53 200 Dash @ :21.64
1984	Tim Simon, Maywood (Proviso East) Long Jump @ 25-0 1/4 (WA) 400 Dash @ :47.48
1984	Thomas, Adams, Rock Island (H.S.) 200 Dash @ :21.56 (WA) 100 Dash @ :10.40
1985	Harold Leonard, Chicago (Mt. Carmel) 400 Meter Dash @ :46.51 (I) 200 Meter Dash @ :21.49 (I)

LONG JUMP PIT



LONG JUMP

How To Score The Finals

Final Place	1st	2nd	3rd	4th	5th	6th	7th	8th
Team Points	10	8	6	5	4	3	2	1

Long Jump Records

Key: IHSA = State Final Meet overall record; Class A = record for small schools; Class AA = record for large schools; FAT = Fully Automatic Timing; MT = Manual Timing.

NATIONAL—25-9½ by Gerald Hardeman, Fresno (Edison), CA, 1972

IHSA—24-6¼ by Oscar Wallace, Alton (Sr.), 1969

Class A—23-3¼ by Steve Safranski, Granville (Putnam County), 1976

Class AA—24-4¼ by Larry Perry, Alton (Sr.), 1974

Event Data

	Class A	Class AA
Total Qualifiers	37	42
Total Regular Qualifiers	32	32
Total Extra Qualifiers	5	10
No. of Heats/Flights	4	4
Qualifying Standard	21-6	21-10

Class A Sectional Bests

23-5¾	Ken Waltsgott (Jr.) St. Joseph (S.J.-Ogden)
22-9	Shawn Welti (Sr.) Kewanee (H.S.)
22-8	Mike Underwood (Sr.) Newman
22-5¾	Mark Ruscin (Sr.) Sullivan
22-2¾	David Heady (Sr.) Woodhull (Alwood)
22-1½	Deke Jeske (So.) Shabbona
21-9¼	Jamsheed Shorish (Sr.) Urbana (University)
21-8½	Jason Pontnack (Jr.) Ashton
21-8½	David Elzy (Sr.) Sullivan
21-7	Paul Beegle (Sr.) Stillman Valley

Class AA Sectional Bests

23-11½	Alan Turner (Jr.) North Chicago
23-0¼	James Robinson (Jr.) Harvey (Thornton)
22-8½	Paul Jones (Sr.) Joliet (West)
22-8	Doug Anderson (Jr.) Summit (Argo)
22-7¾	Derrick Clark (So.) Chicago (Corliss)
22-7¾	Mike Nena (Sr.) East Peoria
22-7½	Bobby Lewis (Jr.) O'Fallon
22-7½	Terry Wright (Sr.) Waukegan (East)
22-7¼	Tony Childress (Sr.) Springfield (H.S.)
22-7	Johnny Nolan (So.) Hillside (Proviso West)

Boys Class A Competitors By Flight

(Boys Class A Competitors Wear Numbers on Green)

(Note: Top 8 times qualify for finals.)

FLIGHT NO. 1 - North Runway

Order	No.	Competitor, School	Place	Mark
1	81	David Spent (Sr.) Argenta (A.-Oreana)	_____	_____
2	151	Doug Comte (Sr.) Elkville (Elverado)	_____	_____
3	150	Bruce Whipple (Sr.) Eldorado	_____	_____
4	196	Mark Wallace (Jr.) Newton	_____	_____
5	558	David Wolfley (Sr.) Carrollton	_____	_____
6	94	Doug Detmers (So.) Hartsburg (H.-Emden)	_____	_____
7	666	Doug Bax (Sr.) Morrison	_____	_____
8	471	John Hunt (Sr.) LaGrange Park (Nazareth Academy)	_____	_____
9	216	Kelsey Lewis (Sr.) Toledo (Cumberland)	_____	_____
10			_____	_____
11			_____	_____
12			_____	_____

FLIGHT NO. 2 - South Runway

Order	No.	Competitor, School	Place	Mark
1	678	Darren Stortz (Jr.) Stockton	_____	_____
2	628	Corey Bizarri (Jr.) Monmouth (Warren)	_____	_____
3	454	Derek Bodley (Sr.) Chicago (Luther South)	_____	_____
4	566	Juan Starks (Fr.) Piasa (Southwestern)	_____	_____
5	6	Rod Rhodes (Sr.) Carthage (Hancock Central)	_____	_____
6	420	Jeff Jones (Jr.) Buffalo (Tri-City)	_____	_____
7	59	Kevin Cassidy (Jr.) Kankakee (McNamara)	_____	_____
8	376	Brian Harper (Jr.) Bismarck (B.-Henning)	_____	_____
9	1	Tim DeWees (Sr.) Astoria	_____	_____
10			_____	_____
11			_____	_____
12			_____	_____

FLIGHT NO. 3 - North Runway

Order	No.	Competitor, School	Place	Mark	Order	No.	Competitor, School	Place	Mark
1	384	John Wisniewski (Jr.) Donovan	_____	_____	7	310	Sam Baz (Sr.) Wenona	_____	_____
2	439	Paul Rodgers (Sr.) Rochester	_____	_____	8	268	Julio Oliver (Sr.) Geneva	_____	_____
3	509	Ron Davis (Jr.) Cairo	_____	_____	9	686	Eric Rohr (Sr.) Arthur	_____	_____
4	41	Dave Wigent (Sr.) Braidwood (Reed Custer)	_____	_____	10			_____	_____
5	534	Reggie Young (Sr.) Madison	_____	_____	11			_____	_____
6	634	Tony Scott (Sr.) Stronghurst (Southern)	_____	_____	12			_____	_____

FLIGHT NO. 4 - South Runway

Order	No.	Competitor, School	Place	Mark	Order	No.	Competitor, School	Place	Mark
1	363	Paul Beegle (Sr.) Stillman Valley	_____	_____	7	711	Mark Ruscin (Sr.) Sullivan	_____	_____
2	713	David Elzy (Sr.) Sullivan	_____	_____	8	705	Mike Underwood (Sr.) Newman	_____	_____
3	316	Jason Pontnack (Jr.) Ashton	_____	_____	9	239	Shawn Welti (Sr.) Kewanee (H.S.)	_____	_____
4	721	Jamsheed Shorish (Sr.) Urbana (University)	_____	_____	10	710	Ken Waltsgott (Jr.) St. Joseph (S.J.-Ogden)	_____	_____
5	361	Deke Jeske (So.) Shabbona	_____	_____	11			_____	_____
6	258	David Heady (Sr.) Woodhull (Alwood)	_____	_____	12			_____	_____



Boys Class AA Competitors By Flight

(Boys Class AA Competitors Wear Numbers on Red)

(Note: Top 8 times qualify for finals.)

FLIGHT NO. 1 - South Runway

FLIGHT NO. 3 - South Runway

Order	No.	Competitor, School	Place	Mark	Order	No.	Competitor, School	Place	Mark
1	713	Charlie Young (Sr.) Winnetka (New Trier)	_____	_____	1	564	Chris Larson (Sr.) Libertyville	_____	_____
2	780	James Pilgrim (Jr.) Chicago (Carver)	_____	_____	2	662	Jerome Williams (Jr.) Oak Lawn (Richards)	_____	_____
3	260	Dwayne Murphy (So.) Chicago Hts. (Bloom)	_____	_____	3	837	Dave Rickettes (So.) Chicago (Sullivan)	_____	_____
4	395	Alshun Taylor (Fr.) Peoria (H.S.)	_____	_____	4	5	Willie Redditt (Sr.) Alton (Sr.)	_____	_____
5	803	Derrick Faulkner (Jr.) Chicago (Lane)	_____	_____	5	499	Guy Sikora (Jr.) Bloomington (H.S.)	_____	_____
6	699	Kevin Baden (Sr.) Park Ridge (Maine South)	_____	_____	6	167	Jeff Sorenson (Jr.) Hoffman Estates (H.S.)	_____	_____
7	221	Ed Cusic (Sr.) Harrisburg	_____	_____	7	551	Terry Johnson (Fr.) Urbana (H.S.)	_____	_____
8	320	Les Crites (Sr.) Jacksonville (H.S.)	_____	_____	8	649	LaChon Cunningham (Sr.) Dolton (Thorndridge)	_____	_____
9	352	Willie Grier (Sr.) Springfield (Lanphier)	_____	_____	9	541	Larry Wyatt (Sr.) Normal (Community)	_____	_____
10	60	Jeff Szamlewski (Sr.) McHenry (H.S.)	_____	_____	10	776	Alvin Campbell (Jr.) Oak Park (O.P.-River Forest)	_____	_____
11	339	Donald Glover (Sr.) Peoria (Manual)	_____	_____	11	425	Tracey Drew (Sr.) Aurora (East)	_____	_____
12			_____	_____	12			_____	_____

FLIGHT NO. 2 - North Runway

FLIGHT NO. 4 - North Runway

Order	No.	Competitor, School	Place	Mark	Order	No.	Competitor, School	Place	Mark
1	370	Aaron Mobarek (Jr.) Dixon	_____	_____	1	737	Johnny Nolan (So.) Hillside (Proviso West)	_____	_____
2	513	Cory Scheibly (Jr.) Decatur (Eisenhower)	_____	_____	2	347	Tony Childress (Sr.) Springfield (H.S.)	_____	_____
3	55	Warren Pearson (Jr.) Freeport (H.S.)	_____	_____	3	584	Terry Wright (Sr.) Waukegan (East)	_____	_____
4	132	Martin Blackwell (Jr.) Wheaton (Central)	_____	_____	4	244	Bobby Lewis (Jr.) O'Fallon	_____	_____
5	9	Larry LeCompte (Sr.) Belleville (East)	_____	_____	5	332	Mike Nena (Sr.) East Peoria	_____	_____
6	259	Fred Campbell (So.) Chicago Hts. (Bloom)	_____	_____	6	781	Derrick Clark (So.) Chicago (Corliss)	_____	_____
7	100	Dan Jordan (Jr.) Glen Ellyn (Glenbard South)	_____	_____	7	467	Paul Jones (Sr.) Joliet (West)	_____	_____
8	579	Rodney Coleman (Sr.) North Chicago	_____	_____	8	777	Doug Anderson (Jr.) Summit (Argo)	_____	_____
9	591	Dane Alexander (Sr.) Zion (Z.-Benton)	_____	_____	9	656	James Robinson (Jr.) Harvey (Thornton)	_____	_____
10	168	Eugene Malbrough (Jr.) Hoffman Estates (H.S.)	_____	_____	10	573	Alan Turner (Jr.) North Chicago	_____	_____
11			_____	_____	11			_____	_____
12			_____	_____	12			_____	_____

POLE VAULT PITS



POLE VAULT

How To Score The Finals

Final Place 1st 2nd 3rd 4th 5th 6th 7th 8th
 Team Points 10 8 6 5 4 3 2 1

Pole Vault Records

Key: IHSA = State Final Meet overall record; Class A = record for small schools; Class AA = record for large schools; FAT = Fully Automatic Timing; MT = Manual Timing.

- NATIONAL**—17-9½ by Joe Dial, Marlow (H.S.), OK, 1981
- IHSA**—16-1 by Mike Murray, Sterling (H.S.), 1985 (Finals)
- Class A**—14-9¼ by Jim Russell, Wheaton (St. Francis), 1982 (Finals)
- Class AA**—16-1 by Mike Murray, Sterling (H.S.), 1985 (Finals)

Event Data

	Class A	Class AA
Total Qualifiers	35	44
Total Regular Qualifiers	32	32
Total Extra Qualifiers	3	13
No. of Heats/Flights	3	3
Qualifying Standard	13-0	13-6

Class A Sectional Bests

- 13-6 Darrin Fourez (Sr.) Christopher
- 13-6 Bill Toland (Sr.) Rushville
- 13-6 Travis Waack (Sr.) Forreston
- 13-6 Sean Donahue (Sr.) Geneva
- 13-6 Mike Rodgers (Jr.) Maple Park (Kaneland)
- 13-4 Bill Scherff (Jr.) Staunton
- 13-3 Andy Crippen (So.) Sherrard
- 13-3 Jon Kelley (So.) Beardstown
- 13-0 David Ross (Sr.) Stanford (Olympia)
- 13-0 Mark Pace (Sr.) Monmouth (H.S.)
- 13-0 Tim Kingston (Jr.) Norridge (Ridgewood)
- 13-0 Rick Anderson (Sr.) Fithian (Oakwood)
- 13-0 Erick Wahlgren (Sr.) Princeton
- 13-0 Rob Drew (So.) Cartersville
- 13-0 Shawn Johnson (Sr.) Oneida (ROVA)
- 13-0 Brett Sloan (Jr.) West Frankfort (Frankfort)

Class AA Sectional Bests

- 14-6 Jeff Shurtz (Sr.) Benton
- 14-6 Terry Bennett (Sr.) Aurora (West)
- 14-6 Mike Danner (Sr.) Metamora
- 14-6 Eric Sliszar (Jr.) Skokie (Niles North)
- 14-6 Ken Neal (Sr.) Mt. Vernon
- 14-0 Dan Hubert (Jr.) Bradley (B.-Bourbonnais)
- 14-0 Bob Holzer (Sr.) Wheeling
- 14-0 Skip Sterne (Sr.) Wheaton (Central)
- 14-0 Mike Pastore (Sr.) Wheeling
- 14-0 Chad Gebhardt (Sr.) Sterling (H.S.)
- 14-0 Brad Miller (Jr.) Glen Ellyn (Glenbard West)
- 14-0 Mark Bethel (Sr.) Rock Island (H.S.)
- 14-0 John Behrends (Jr.) Moline

Boys Class A Competitors By Flight

(Boys Class A Competitors Wear Numbers on Green)

(Note: Top 8 times qualify for finals.)

FLIGHT NO. 1 - South Runway

Order	No.	Competitor, School	Place	Mark
1	690	Rick Anderson (Sr.) Fithian (Oakwood)	_____	_____
2	499	Tim Kingston (Jr.) Norridge (Ridgewood)	_____	_____
3	626	Mark Pace (Sr.) Monmouth (H.S.)	_____	_____
4	121	David Ross (Sr.) Stanford (Olympia)	_____	_____
5	2	Jon Kelley (So.) Beardstown	_____	_____
6	249	Andy Crippen (So.) Sherrard	_____	_____
7	577	Bill Scherff (Jr.) Staunton	_____	_____
8	345	Mike Rodgers (Jr.) Maple Park (Kaneland)	_____	_____
9	723	Mike Miller (Jr.) Nashville	_____	_____
10	273	Sean Donahue (Sr.) Geneva	_____	_____
11	334	Travis Waack (Sr.) Forreston	_____	_____
12	30	Bill Toland (Sr.) Rushville	_____	_____
13	135	Darrin Fourez (Sr.) Christopher	_____	_____

FLIGHT NO. 2 - North Runway

Order	No.	Competitor, School	Place	Mark
1	178	Jim Rankin (So.) Casey	_____	_____
2	432	Brian Ade (Sr.) Pana	_____	_____
3	559	Dale Baldes (Sr.) Carrollton	_____	_____
4	689	Jerry Fisher (Sr.) DeLand (D.-Weldon)	_____	_____
5	621	Bob Schisler (Sr.) London Mills (Spoon River Valley)	_____	_____
6	410	Bruce Block (Sr.) Watseka	_____	_____
7	431	Matt Beyers (Sr.) Pana	_____	_____
8	164	Brett Sloan (Jr.) West Frankfort (Frankfort)	_____	_____
9	247	Shawn Johnson (Sr.) Oneida (ROVA)	_____	_____
10	724	Todd Hodges (Jr.) Trenton (Wesclin)	_____	_____
11	133	Rob Drew (So.) Cartersville	_____	_____
12	290	Erick Wahlgren (Sr.) Princeton	_____	_____

FLIGHT NO. 3 - South Runway

Order	No.	Competitor, School	Place	Mark	Order	No.	Competitor, School	Place	Mark
1	644	Mike Foster (Sr.) Erie	_____	_____	7	377	Jamie Marek (Fr.) Clifton (Central)	_____	_____
2	643	Darren Naftzger (Jr.) Erie	_____	_____	8	473	Mike Malady (Sr.) Lemont (H.S.)	_____	_____
3	671	Lenny Reiley (Jr.) Prophetstown	_____	_____	9	63	Matt Brady (Sr.) Kankakee (McNamara)	_____	_____
4	663	John Julius (Jr.) Lena (L.-Winslow)	_____	_____	10	122	Danny Fritcher (Jr.) Stanford (Olympia)	_____	_____
5	679	Jay Brokaw (Sr.) Tampico	_____	_____	11	56	Wade Knipers (Jr.) Herscher	_____	_____
6	670	Jerry Waldron (Sr.) Prophetstown	_____	_____	12	197	Steve Mammoser (Sr.) Newton	_____	_____

POLE VAULT PITS



Boys Class AA Competitors By Flight

(Boys Class AA Competitors Wear Numbers on Red)

(Note: Top 8 times qualify for finals.)

FLIGHT NO. 1 - South Runway


Order	No.	Competitor, School	Place	Mark
1	146	Keith Wietz (Sr.) Algonquin (Jacobs)	_____	_____
2	262	Ken Schimanski (Jr.) Chicago Hts. (Bloom)	_____	_____
3	700	Rich Palumbo (Sr.) Park Ridge (Maine South)	_____	_____
4	330	Mike Carter (Jr.) Pekin	_____	_____
5	281	Craig Laughton (Sr.) Flossmoor (Homewood-F.)	_____	_____
6	510	Jason David (So.) Charleston	_____	_____
7	565	Emery Buchner (Sr.) Libertyville	_____	_____
8	329	Eric Ingersoll (Sr.) Pekin	_____	_____
9	47	Bob McGuire (Jr.) Belvidere	_____	_____
10	483	Chris Elko (So.) Naperville (Central)	_____	_____
11	482	Brent Bickhaus (Jr.) Naperville (Central)	_____	_____
12	130	Tom McDonald (So.) West Chicago (H.S.)	_____	_____
13	128	Dennis Clements (Sr.) Villa Park (Willowbrook)	_____	_____
14	542	Sean Funk (So.) Normal (Community)	_____	_____

FLIGHT NO. 2 - North Runway

Order	No.	Competitor, School	Place	Mark
1	393	John Behrends (Jr.) Moline	_____	_____
2	414	Mark Bethel (Sr.) Rock Island (H.S.)	_____	_____
3	101	Brad Miller (Jr.) Glen Ellyn (Glenbard West)	_____	_____
4	421	Chad Gebhardt (Sr.) Sterling (H.S.)	_____	_____
5	201	Mike Pastore (Sr.) Wheeling	_____	_____
6	133	Skip Sterne (Sr.) Wheaton (Central)	_____	_____
7	198	Bob Holzer (Sr.) Wheeling	_____	_____
8	250	Dan Hubert (Jr.) Bradley (B.-Bourbonnais)	_____	_____
9	235	Ken Neal (Sr.) Mt. Vernon	_____	_____
10	702	Eric Sliszar (Jr.) Skokie (Niles North)	_____	_____
11	387	Mike Danner (Sr.) Metamora	_____	_____
12	439	Terry Bennett (Sr.) Aurora (West)	_____	_____
13	202	Jeff Shurtz (Sr.) Benton	_____	_____

FLIGHT NO. 3 - North Runway

Order	No.	Competitor, School	Place	Mark	Order	No.	Competitor, School	Place	Mark
1	792	Theodore Loomos (So.) Chicago (Kenwood)	_____	_____	10	56	Karl Guth (Jr.) Freeport (H.S.)	_____	_____
2	853	Antonio Wiltz (Jr.) Chicago (Young)	_____	_____	11	715	Jeff Janda (Sr.) Cicero (Morton)	_____	_____
3	852	Doug Thomas (Jr.) Chicago (Young)	_____	_____	12	108	Terry Feely (Sr.) Glen Ellyn (Glenbard West)	_____	_____
4	23	Elliott Crawford (Jr.) East St. Louis (Lincoln)	_____	_____	13	134	Chris Eidler (Sr.) Wheaton (Central)	_____	_____
5	607	Don Rohe (Jr.) Chicago (Brother Rice)	_____	_____	14	394	Bob Sly (Sr.) Ottawa (Twp.)	_____	_____
6	663	Tom Ondras (Jr.) Oak Lawn (Richards)	_____	_____	15	333	Scott Marcille (Sr.) East Peoria	_____	_____
7	38	Rich Herman (Sr.) East St. Louis (Sr.)	_____	_____	16	161	Kurt Kerr (Sr.) Hoffman Estates (Conant)	_____	_____
8	566	Mike Rodell (Sr.) Libertyville	_____	_____	17	324	Kirk Dawdy (Sr.) Morton	_____	_____
9	739	Jeff Annunzio (Sr.) Hillside (Proviso West)	_____	_____					



HIGH JUMP

How To Score The Finals
Final Place 1st 2nd 3rd 4th 5th 6th 7th 8th
Team Points 10 8 6 5 4 3 2 1

High Jump Records

Key: IHSA = State Final Meet overall record; Class A = record for small schools; Class AA = record for large schools; FAT = Fully Automatic Timing; MT = Manual Timing.

- NATIONAL**—7-5¼ by Tom Smith, Heyworth, 1985
- 7-5¼ by Dothel Edwards, Athens (Cedar Shoals), GA, 1984
- IHSA**—7-3½ by Tom Smith, Heyworth, 1985 (Finals)
- Class A**—7-3½ by Tom Smith, Heyworth, 1985 (Finals)
- Class AA**—7-3¼ by Gail Olson, Sycamore, 1977

Event Data

	Class A	Class AA
Total Qualifiers	38	41
Total Regular Qualifiers	32	32
Total Extra Qualifiers	6	9
No. of Heats/Flights	3	3
Qualifying Standard	6-4½	6-5

Class A Sectional Bests

- 6-8½ Les Warden (Jr.) Monmouth (H.S.)
- 6-7½ Steve Mammoser (Sr.) Newton
- 6-7 Bob Burkhead (Sr.) Seneca
- 6-6½ Walter Hault (Jr.) Chrisman
- 6-6½ Kevin Clements (So.) El Paso
- 6-5½ Thad Stoerger (Jr.) Monticello
- 6-5 Dave Peterson (Sr.) Waterman
- 6-5 Mike Donaldson (Sr.) Teutopolis
- 6-5 Aaron Moore (Sr.) Varna (Mid-County)
- 6-5 Ryan Kemmerer (Sr.) Louisville (North Clay)

Class AA Sectional Bests

- 6-9 Rob Graham (Jr.) Mundelein (Carmel for Boys)
- 6-9 Paul Setzer (Sr.) Mundelein (Carmel for Boys)
- 6-7 Ed Armstrong (Jr.) Bloomington (H.S.)
- 6-7 Robert Stegall (Jr.) Olympia Fields (Rich Central)
- 6-7 Dan Price (Sr.) Hillside (Proviso West)
- 6-7 John Cole (Jr.) Arlington Hts. (Forest View)
- 6-7 Bruce Reynolds (Jr.) Naperville (North)
- 6-7 Kevin Ankrom (Sr.) Jacksonville (H.S.)
- 6-7 Jim Dugan (Jr.) Mattoon
- 6-7 Raphael Brooks (Sr.) Aurora (West)

Boys Class A Competitors By Flight

(Boys Class A Competitors Wear Numbers on Green)


(Note: Top 8 times qualify for finals.)

FLIGHT NO. 1				
Order	No.	Competitor, School	Place	Mark
1	500	Jerry Kalinsky (Sr.) Norridge (Ridgewood)	_____	_____
2	147	Monte Kuhnert (Sr.) DuQuoin	_____	_____
3	92	Matt Waite (Sr.) Farmer City (Blue Ridge)	_____	_____
4	183	Ryan Kemmerer (Sr.) Louisville (North Clay)	_____	_____
5	308	Aaron Moore (Sr.) Varna (Mid-County)	_____	_____
6	214	Mike Donaldson (Sr.) Teutopolis	_____	_____
7	309	Dave Peterson (Sr.) Waterman	_____	_____
8	704	Thad Stoerger (Jr.) Monticello	_____	_____
9	603	Kevin Clements (So.) El Paso	_____	_____
10	688	Walter Hault (Jr.) Chrisman	_____	_____
11	292	Bob Burkhead (Sr.) Seneca	_____	_____
12	197	Steve Mammoser (Sr.) Newton	_____	_____
13	627	Les Warden (Jr.) Monmouth (H.S.)	_____	_____

FLIGHT NO. 2				
Order	No.	Competitor, School	Place	Mark
1	478	Erik Swanson (Sr.) Lisle (Sr.)	_____	_____
2	61	Jose Gonzalez (So.) Kankakee (McNamara)	_____	_____
3	385	Mark Bachtold (Sr.) Fairbury (Prairie Central)	_____	_____
4	449	Rob Burton (Jr.) Shelbyville	_____	_____
5	41	Dave Wigent (Sr.) Braidwood (Reed Custer)	_____	_____
6	586	Mike Hamman (Sr.) Virden	_____	_____
7	250	Shawn Strachan (Jr.) Sherrard	_____	_____
8	90	Steve Gulley (Jr.) Downs (Tri-Valley)	_____	_____
9	115	Mike Kotarba (So.) Normal (University)	_____	_____
10	549	Joe Pocreva (Sr.) Trenton (Wesclin)	_____	_____
11	719	Marke Hatfield (So.) Tuscola	_____	_____
12	689	Jerry Fisher (Sr.) DeLand (D.-Weldon)	_____	_____
13	516	Don Box (Sr.) Cairo	_____	_____

FLIGHT NO. 3

Order	No.	Competitor, School	Place	Mark	Order	No.	Competitor, School	Place	Mark
1	665	Pete Robertson (Jr.) Milledgeville	_____	_____	7	152	John Shelton (Jr.) Fairfield	_____	_____
2	667	Mike Brooks (So.) Mt. Carroll	_____	_____	8	7	Travis Wilhite (Jr.) Carthage (Hancock Central)	_____	_____
3	19	Darren Brown (So.) Lewistown	_____	_____	9	589	Craig Lawson (So.) White Hall (North Greene)	_____	_____
4	18	Todd McCombs (So.) Lewistown	_____	_____	10	353	Garrett Moehring (Jr.) Rockford (Christian Life)	_____	_____
5	328	Chris Cocoma (Sr.) Durand	_____	_____	11	258	David Heady (Sr.) Woodhull (Alwood)	_____	_____
6	435	Drew Lucht (Jr.) Petersburg (Porta)	_____	_____	12	386	Kyle Thomas (Sr.) Fisher	_____	_____



Boys Class AA Competitors By Flight

(Boys Class AA Competitors Wear Numbers on Red)

(Note: Top 8 times qualify for finals.)

FLIGHT NO. 1


Order	No.	Competitor, School	Place	Mark
1	703	Scott Steiner (Sr.) Skokie (Niles West)	_____	_____
2	215	Chad Williams (Jr.) Centralia	_____	_____
3	438	Raphael Brooks (Sr.) Aurora (West)	_____	_____
4	530	Jim Dugan (Jr.) Mattoon	_____	_____
5	321	Kevin Ankrom (Sr.) Jacksonville (H.S.)	_____	_____
6	490	Bruce Reynolds (Jr.) Naperville (North)	_____	_____
7	148	John Cole (Jr.) Arlington Hts. (Forest View)	_____	_____
8	738	Dan Price (Sr.) Hillside (Proviso West)	_____	_____
9	307	Robert Stegall (Jr.) Olympia Fields (Rich Central)	_____	_____
10	503	Ed Armstrong (Jr.) Bloomington (H.S.)	_____	_____
11	570	Paul Setzer (Sr.) Mundelein (Carmel for Boys)	_____	_____
12	569	Rob Graham (Jr.) Mundelein (Carmel for Boys)	_____	_____

FLIGHT NO. 2

Order	No.	Competitor, School	Place	Mark
1	540	Andy Ommen (Jr.) Normal (Community)	_____	_____
2	531	Mike King (Sr.) Mattoon	_____	_____
3	561	Brett Lotspeich (Sr.) Libertyville	_____	_____
4	445	Lamont White (Jr.) Bolingbrook	_____	_____
5	776	Alvin Campbell (Jr.) Oak Park (O.P.-River Forest)	_____	_____
6	48	Daryl Monson (Jr.) Belvidere	_____	_____
7	521	Eric Fisher (Sr.) Decatur (Mac Arthur)	_____	_____
8	236	Dale Hayes (Jr.) Mt. Vernon	_____	_____
9	169	Bran Anderson (Jr.) Hoffman Estates (H.S.)	_____	_____
10	766	Eli Smith (Sr.) Maywood (Proviso East)	_____	_____
11	57	Tim McGee (Fr.) Freeport (H.S.)	_____	_____
12	269	Dennis Eatman (Sr.) Chicago Hts. (Bloom Trail)	_____	_____
13	54	Mike Klyop (Jr.) Crystal Lake (South)	_____	_____

FLIGHT NO. 3

Order	No.	Competitor, School	Place	Mark
1	854	Marty Moore (Sr.) Chicago (Young)	_____	_____
2	793	Vince Whitehead (Sr.) Chicago (Kenwood)	_____	_____
3	621	Doug Dominiak (Jr.) Chicago (Marist)	_____	_____
4	403	Nick Tornow (Sr.) Peoria (Richwoods)	_____	_____
5	369	Dallow Baumgarten (Sr.) Chillicothe (IVC)	_____	_____
6	96	Ken Anders (Jr.) Bensenville (Fenton)	_____	_____
7	368	Scott Stecken (Sr.) Chillicothe (IVC)	_____	_____
8	325	Bob Smith (Sr.) Morton	_____	_____
9	24	Bryan Stevenson (So.) East St. Louis (Lincoln)	_____	_____
10	109	Jim Pytlik (Sr.) Lombard (Montini)	_____	_____
11	422	Kenneth Ronzone (So.) Sterling (H.S.)	_____	_____
12	11	Craig Ackerman (Sr.) Belleville (West)	_____	_____
13	631	David Yarbrough (Jr.) Chicago (Mendel)	_____	_____
14	714	T. J. Milne (Sr.) Winnetka (New Trier)	_____	_____
15	836	Daniel Short (So.) Chicago (South Shore)	_____	_____
16	258	Kelly Williams (Sr.) Chicago Hts. (Bloom)	_____	_____



SHOT PUT

How To Score The Finals
Final Place 1st 2nd 3rd 4th 5th 6th 7th 8th
Team Points 10 8 6 5 4 3 2 1

Shot Put Records

Key: IHSA = State Final Meet overall record; Class A = record for small schools; Class AA = record for large schools; FAT = Fully Automatic Timing; MT = Manual Timing.

NATIONAL—77-0 by Michael Carter, Dallas (Jefferson), TX, 1979
IHSA—64-2 by Tom Stock, Belleville (West), 1970
Class A—60-11½ by Steve Brondyke, Fulton, 1979
Class AA—63-9¾ by Gerald Gree, Waukegan (West), 1979

Event Data

	Class A	Class AA
Total Qualifiers	35	37
Total Regular Qualifiers	32	32
Total Extra Qualifiers	3	5
No. of Heats/Flights	4	4
Qualifying Standard	50-0	52-6

Class A Sectional Bests

54-9	David Rodney (Sr.) DuQuoin
53-6	Joe Bigger (Sr.) Biggsville (Union)
53-4¼	David Keeler (Jr.) Robinson
54-3¼	John Isaacson (Sr.) Princeton
52-10½	Brian Dennison (Sr.) Joy (Westmer)
52-7	Gerry Baker (Sr.) Seneca
51-11	Scott Smith (Sr.) Annawan
51-10¾	Edward Dooley (Jr.) Lisle (Sr.)
51-7¾	Dwayne Summers (Jr.) W. Frankfort (Frankfort)
51-7	Dustin Pangle (So.) Clifton (Central)

Class AA Sectional Bests

58-4¼	Doug Koch (Sr.) Morton
57-7¾	Scott Cappos (Jr.) Oak Lawn (Community)
57-6½	Tom Pukstys (Sr.) Palos Hills (Stagg)
57-5½	Wayne Keneipp (Jr.) Chicago (Leo)
57-5½	Joe Kapitany (Jr.) Dolton (Thorndridge)
57-1¾	John Wachter (Sr.) Wheaton (North)
57-1	Brad Quast (Sr.) Arlington Hts. (Forest View)
56-5½	Eric Bomball (Sr.) Charleston
56-5½	Mark Thompson (Sr.) Marion (H.S.)
56-5	Lance Stewart (Sr.) Tinley Park (H.S.)

Boys Class A Competitors By Flight

(Boys Class A Competitors Wear Numbers on Green)

(Note: Top 8 times qualify for finals.)

FLIGHT NO. 1 - Northeast Field (End Zone)

Order	No.	Competitor, School	Place	Mark
1	680	Brad Cooper (Sr.) Tampico	—	—
2	672	Mark McClintock (Jr.) Prophetstown	—	—
3	438	Brad Lewis (Jr.) Riverton	—	—
4	554	Terry Johnson (Jr.) Carlinville	—	—
5	612	Phil Haage (Jr.) Glasford (Illini Bluffs)	—	—
6	501	Dennis Casey (Jr.) Norridge (Ridgewood)	—	—
7	123	Doug Bowman (Sr.) Stanford (Olympia)	—	—
8	546	Lance Jones (Jr.) Pinckneyville	—	—
9			—	—
10			—	—
11			—	—
12			—	—

FLIGHT NO. 2 - Northwest Field (End Zone)


Order	No.	Competitor, School	Place	Mark
1	93	Shaun Zimmerman (Sr.) Farmer City (Blue Ridge)	—	—
2	20	Lee Pratt (So.) Lewistown	—	—
3	45	Kevin Bellis (Jr.) Dwight	—	—
4	545	Mike Wood (Sr.) Nashville	—	—
5	364	Ron Farlik (Jr.) Stillman Valley	—	—
6	590	Adam Wilson (Jr.) Winchester	—	—
7	698	Tim Holderer (So.) Mahomet (M.-Seymour)	—	—
8	252	Tom Bodman (Sr.) Sherrard	—	—
9	251	Steve Gilland (Sr.) Sherrard	—	—
10			—	—
11			—	—
12			—	—

FLIGHT NO. 3 - Northeast Field (End Zone)

Order	No.	Competitor, School	Place	Mark	Order	No.	Competitor, School	Place	Mark
1	188	Aaron McClaughery (Jr.) Marshall	—	—	7	394	Phil Hull (Sr.) Paxton	—	—
2	352	Trent Sellers (Sr.) Polo	—	—	8	714	Braidy Miller (Jr.) Sullivan	—	—
3	437	Chad Canaday (Jr.) Riverton	—	—	9	378	Dustin Pangle (So.) Clifton (Central)	—	—
4	37	Mike Grate (Jr.) Rushville	—	—	10			—	—
5	52	Bill Shearer (Sr.) Herscher	—	—	11			—	—
6	374	David Tison (Jr.) Bismarck (B.-Henning)	—	—	12			—	—

FLIGHT NO. 4 - Northwest Field
(End Zone)

Order	No.	Competitor, School	Place	Mark	Order	No.	Competitor, School	Place	Mark
1	165	Dwayne Summers (Jr.) West Frankfort (Frankfort)	_____	_____	7	211	David Keeler (Jr.) Robinson	_____	_____
2	479	Edward Dooley (Jr.) Lisle (Sr.)	_____	_____	8	592	Joe Bigger (Sr.) Biggsville (Union)	_____	_____
3	225	Scott Smith (Sr.) Annawan	_____	_____	9	148	David Rodney (Sr.) DuQuoin	_____	_____
4	293	Gerry Baker (Sr.) Seneca	_____	_____	10			_____	_____
5	238	Brian Dennison (Sr.) Joy (Westmer)	_____	_____	11			_____	_____
6	291	John Isaacson (Sr.) Princeton	_____	_____	12			_____	_____



Boys Class AA Competitors By Flight

(Boys Class AA Competitors Wear Numbers on Red)

(Note: Top 8 times qualify for finals.)

FLIGHT NO. 1 - Northwest Field

Order	No.	Competitor, School	Place	Mark
1	813	Reginald Johnson (Jr.) Chicago (Morgan Park)	_____	_____
2	784	Douglas Collins (Sr.) Chicago (Harlan)	_____	_____
3	674	Paul Davidson (Jr.) Chicago (Gordon Tech)	_____	_____
4	552	Bob Johnson (Sr.) Antioch	_____	_____
5	855	Russell Maryland (Sr.) Chicago (Young)	_____	_____
6	690	Clay Walker (Sr.) Glenview (Glenbrook South)	_____	_____
7	839	Fred Petty (So.) Chicago (Tilden)	_____	_____
8	327	Darren Winkler (Sr.) Morton	_____	_____
9	543	Joe Newton (Sr.) Normal (Community)	_____	_____
10	81	Keith Mooney (Jr.) Rockford (East)	_____	_____
11			_____	_____
12			_____	_____

FLIGHT NO. 2 - Northeast Field

Order	No.	Competitor, School	Place	Mark
1	778	Doug Rayburn (Sr.) Summit (Argo)	_____	_____
2	567	Brian Wilcox (Sr.) Libertyville	_____	_____
3	195	Ray Kropke (Sr.) Schaumburg	_____	_____
4	415	David Griffith (Sr.) Rock Island (H.S.)	_____	_____
5	98	Kevin Coleman (So.) Elgin (Larkin)	_____	_____
6	423	Bob Carbaugh (Sr.) Sterling (H.S.)	_____	_____
7	317	Dan Wisniewski (Sr.) Tinley Park (H.S.)	_____	_____
8	371	Matt Gutherie (Jr.) Dixon	_____	_____
9	10	Scott Gass (Sr.) Belleville (East)	_____	_____
10			_____	_____
11			_____	_____
12			_____	_____

FLIGHT NO. 3 - Northwest Field

Order	No.	Competitor, School	Place	Mark
1	58	Kevin HOLETON (Sr.) Loves Park (Harlem)	_____	_____
2	441	Eddie Velarbe (So.) Aurora (West)	_____	_____
3	754	John Paskvan (Sr.) LaGrange (Lyons)	_____	_____
4	237	Mike Sterner (Sr.) Mt. Vernon	_____	_____
5	39	David Lee (Sr.) East St. Louis (Sr.)	_____	_____
6	386	Mike Lohman (Sr.) Geneseo (Darnall)	_____	_____
7	632	Charles Collins (Jr.) Chicago (Mendel)	_____	_____
8	464	Mike Poloskey (Jr.) Joliet (Central)	_____	_____
9	316	Lance Stewart (Sr.) Tinley Park (H.S.)	_____	_____
10			_____	_____
11			_____	_____
12			_____	_____

FLIGHT NO. 4 - Northeast Field

Order	No.	Competitor, School	Place	Mark
1	223	Mark Thompson (Sr.) Marion (H.S.)	_____	_____
2	511	Eric Bomball (Sr.) Charleston	_____	_____
3	149	Brad Quast (Sr.) Arlington Hts. (Forest View)	_____	_____
4	144	John Wachter (Sr.) Wheaton (North)	_____	_____
5	650	Joe Kapitany (Jr.) Dolton (Thornridge)	_____	_____
6	615	Wayne Keneipp (Jr.) Chicago (Leo)	_____	_____
7	308	Tom Pukstys (Sr.) Palos Hills (Stagg)	_____	_____
8	661	Scott Cappos (Jr.) Oak Lawn (Community)	_____	_____
9	326	Doug Koch (Sr.) Morton	_____	_____
10			_____	_____
11			_____	_____
12			_____	_____

TRIPLE JUMP PITS



TRIPLE JUMP

How To Score The Finals

Final Place	1st	2nd	3rd	4th	5th	6th	7th	8th
Team Points	10	8	6	5	4	3	2	1

Triple Jump Records

Key: IHSA = State Final Meet overall record; Class A = record for small schools; Class AA = record for large schools; FAT = Fully Automatic Timing; MT = Manual Timing.

- NATIONAL**—52-10½ by Charles Mayfield, Pasadena (Muir), CA, 1980
- IHSA**—50-9 by Mike Conley, Chicago (Luther South), 1981 (Finals)
- Class A**—50-9 by Mike Conley, Chicago (Luther South), 1981 (Finals)
- Class AA**—49-7¾ by Joe Tucker, Lockport (H.S.), 1977

Event Data

	Class A	Class AA
Total Qualifiers	33	42
Total Regular Qualifiers	32	32
Total Extra Qualifiers	1	10
No. of Heats/Flights	4	4
Qualifying Standard	43-9½	44-6

Class A Sectional Bests

- 45-10¼ David Elzy (Sr.) Sullivan
- 45-3½ Ron Davis (Sr.) Cairo
- 45-2½ Don Williams (Sr.) St. Anne
- 45-1¾ Ken Waltsgott (Jr.) St. Joseph (S.J.-Ogden)
- 44-4½ Gary Crone (Jr.) Nashville
- 44-4½ John Wisniewski (Jr.) Donovan
- 44-2½ Reggie Young (Sr.) Madison
- 43-4½ Theodus Wheat (Sr.) Chi. (Providence-St. Mel)
- 43-10¼ Pete Savage (Jr.) Annawan
- 43-8 Rick Ferguson (Jr.) Aledo

Class AA Sectional Bests

- 48-3½ Carlos Sidney (Sr.) Decatur (MacArthur)
- 48-2½ Tony Rice (Jr.) Decatur (MacArthur)
- 47-1 Qahhar Islam (Sr.) Waukegan (East)
- 46-11 Paul Jones (Sr.) Joliet (West)
- 46-8¾ Alvin Campbell (Jr.) Oak Park (O.P.-River Forest)
- 46-2 Tim Abram (Jr.) Danville (H.S.)
- 45-11 Reggie Brooks (Sr.) Kankakee (Sr.)
- 45-9½ David Yarbrough (Jr.) Chicago (Mendel)
- 45-7¾ Eric Thomas (So.) Dolton (Thornridge)
- 45-7¼ Clarence Miller (Sr.) Rockford (West)

Boys Class A Competitors By Flight

(Boys Class A Competitors Wear Numbers on Green)

(Note: Top 8 times qualify for finals.)

FLIGHT NO. 1 - South Runway

Order	No.	Competitor, School	Place	Mark
1	166	Ray Burke (Sr.) West Frankfort (Frankfort)	_____	_____
2	673	Doug Sampson (Sr.) Prophetstown	_____	_____
3	50	Rich Randolph (Jr.) Herscher	_____	_____
4	623	Rollin Peoples (Sr.) Monmouth (H.S.)	_____	_____
5	41	Dave Wigent (Sr.) Braidwood (Reed Custer)	_____	_____
6	645	Chris Earl (So.) Erie	_____	_____
7	570	Mark Reel (Jr.) Pittsfield	_____	_____
8	124	Rod Shaffer (Jr.) Stanford (Olympia)	_____	_____
9			_____	_____
10			_____	_____
11			_____	_____
12			_____	_____

FLIGHT NO. 2 - North Runway

Order	No.	Competitor, School	Place	Mark
1	604	Rob Billings (Sr.) Eureka	_____	_____
2	416	J.E. Hopwood (Jr.) Athens	_____	_____
3	150	Bruce Whipple (Sr.) Eldorado	_____	_____
4	172	Jeff Ireland (So.) Brownstown	_____	_____
5	556	Tom Pritchard (Sr.) Carlinville	_____	_____
6	420	Jeff Jones (Jr.) Buffalo (Tri City)	_____	_____
7	303	Joe Sobin (So.) Spring Valley (Hall)	_____	_____
8	94	Doug Detmers (So.) Hartsburg (H.-Emden)	_____	_____
9			_____	_____
10			_____	_____
11			_____	_____
12			_____	_____

FLIGHT NO. 3 - South Runway

Order	No.	Competitor, School	Place	Mark	Order	No.	Competitor, School	Place	Mark
1	212	Ed Moss (So.) St. Elmo	_____	_____	7	463	Theodus Wheat (Sr.) Chicago (Providence-St. Mel)	_____	_____
2	1	Tim DeWees (Sr.) Astoria	_____	_____	8	357	Brian Seger (So.) Rockford (Christian Life)	_____	_____
3	310	Sam Baz (Sr.) Wenona	_____	_____	9			_____	_____
4	16	Brian Mohn (Jr.) Lewistown	_____	_____	10			_____	_____
5	465	Shannon Bookey (Sr.) Chicago (The Latin School)	_____	_____	11			_____	_____
6	316	Jason Pontnack (Jr.) Ashton	_____	_____	12			_____	_____

FLIGHT NO. 4 - North Runway

Order No.	Competitor, School	Place	Mark	Order No.	Competitor, School	Place	Mark
1	217 Rick Ferguson (Jr.) Aledo	---	---	7	404 Don Williams (Sr.) St. Anne	---	---
2	226 Pete Savage (Jr.) Annawan	---	---	8	509 Ron Davis (Sr.) Cairo	---	---
3	534 Reggie Young (Sr.) Madison	---	---	9	713 David Elzy (Sr.) Sullivan	---	---
4	384 John Wisniewski (Jr.) Donovan	---	---	10		---	---
5	544 Gary Crone (Jr.) Nashville	---	---	11		---	---
6	710 Ken Waltsgott (Jr.) St. Joseph (S.J.-Ogden)	---	---	12		---	---



Boys Class AA Competitors By Flight

(Boys Class AA Competitors Wear Numbers on Red)

(Note: Top 8 times qualify for finals.)

FLIGHT NO. 1 - North Runway

Order No.	Competitor, School	Place	Mark
1	794 Darrell Frye (Jr.) Chicago (Kenwood)	---	---
2	779 Steven Ellis (So.) Chicago (Austin)	---	---
3	842 Darren Jones (Jr.) Chicago (Westinghouse)	---	---
4	793 Vince Whitehead (Sr.) Chicago (Kenwood)	---	---
5	103 Tom Streitberger (Jr.) Glen Ellyn (Glenbard West)	---	---
6	689 Jason Smith (So.) Evanston (Twp.)	---	---
7	9 Larry LeCompte (Sr.) Belleville (East)	---	---
8	132 Martin Blackwell (Jr.) Wheaton (Central)	---	---
9	469 Nathan Clerk (Jr.) Joliet (West)	---	---
10	244 Bobby Lewis (Jr.) O'Fallon	---	---
11	598 Daryl Porch (Sr.) Blue Island (Eisenhower)	---	---
12	396 Harold Miller (Sr.) Peoria (H.S.)	---	---

FLIGHT NO. 3 - North Runway


Order No.	Competitor, School	Place	Mark
1	688 Gerald Hill (So.) Evanston (Twp.)	---	---
2	196 Marcus Green (Sr.) Schaumburg	---	---
3	42 Doug Allen (Jr.) Edwardsville (Sr.)	---	---
4	260 Dwayne Murphy (So.) Chicago Heights (Bloom)	---	---
5	550 Frank Bryan (Jr.) Rantoul	---	---
6	586 Stan Griffin (Sr.) Waukegan (East)	---	---
7	370 Aaron Mobarek (Jr.) Dixon	---	---
8	247 Ray Perkins (Sr.) O'Fallon	---	---
9	767 Danny Jackson (Sr.) Maywood (Proviso East)	---	---
10	357 Kevyn Samuels (Sr.) Springfield (Lanphier)	---	---
11		---	---
12		---	---

FLIGHT NO. 2 - South Runway

Order No.	Competitor, School	Place	Mark
1	363 Ed Foster (Jr.) Washington	---	---
2	354 Al Rembert (Sr.) Springfield (Lanphier)	---	---
3	523 Stacey Robinson (Jr.) Danville (H.S.)	---	---
4	69 Jerome Hyatte (Jr.) Rockford (Auburn)	---	---
5	322 Wes Crites (Sr.) Jacksonville (H.S.)	---	---
6	150 Tim Hardy (Sr.) Arlington Heights (Hersey)	---	---
7	168 Eugene Malbrough (Jr.) Hoffman Estates (H.S.)	---	---
8	270 Prescott Hardin (Jr.) Crete (C.-Monee)	---	---
9	596 Pat Cooper (Jr.) Zion (Z.-Benton)	---	---
10	741 Willie Cook (Jr.) Hillside (Proviso West)	---	---
11		---	---
12		---	---

FLIGHT NO. 4 - South Runway

Order No.	Competitor, School	Place	Mark
1	88 Clarence Miller (Sr.) Rockford (West)	---	---
2	651 Eric Thomas (So.) Dolton (Thornridge)	---	---
3	631 David Yarbrough (Jr.) Chicago (Mendel)	---	---
4	291 Reggie Brooks (Sr.) Kankakee (Sr.)	---	---
5	527 Tim Abram (Jr.) Danville (H.S.)	---	---
6	776 Alvin Campbell (Jr.) Oak Park (O.P.-River Forest)	---	---
7	467 Paul Jones (Sr.) Joliet (West)	---	---
8	583 Qahhar Islam (Sr.) Waukegan (East)	---	---
9	520 Tony Rice (Jr.) Decatur (MacArthur)	---	---
10	519 Carlos Sidney (Sr.) Decatur (MacArthur)	---	---
11		---	---
12		---	---



DISCUS
FIELDS

DISCUS

How To Score The Finals

Final Place 1st 2nd 3rd 4th 5th 6th 7th 8th
Team Points 10 8 6 5 4 3 2 1

Discus Records

Key: IHSA = State Final Meet overall record; Class A = record for small schools; Class AA = record for large schools; FAT = Fully Automatic Timing; MT = Manual Timing.

NATIONAL—207-8 by Scott Crowell, Mason City, IA, 1978

IHSA—187-2 by Gary Kostrubala, Chicago (Marist), 1981 (Finals)

Class A—181-10 by Jeff Wood, Watseka, 1985 (Finals)

Class AA—187-2 by Gary Kostrubala, Chicago (Marist), 1981 (Finals)

Event Data

	Class A	Class AA
Total Qualifiers	32	48
Total Regular Qualifiers	32	32
Total Extra Qualifiers	0	16
No. of Heats/Flights	4	4
Qualifying Standard	149-7	151-0

Class A Sectional Bests

176-10	David Rodney (Sr.) DuQuoin
174-7	Chad Canaday (Jr.) Riverton
169-2	Braidy Miller (Jr.) Sullivan
158-8	Mike Grate (Jr.) Russville
156-2½	Neil Luallen (Sr.) Neoga
154-10	Phil Hull (Sr.) Paxton
154-8	Dave Baker (Sr.) Anna (A.-Jonesboro)
153-5	Scott Smith (Sr.) Annawan
149-2¼	Tim Feller (Sr.) Herscher
149-0	Brian Dennison (Sr.) Joy (Westmer)

Class AA Sectional Bests

185-11	Lance Stewart (Sr.) Tinley Park (H.S.)
178-2	Tom Pukstys (Sr.) Palos Hills (Stagg)
176-0	Mike Poloskey (Jr.) Joliet (Central)
174-1	Doug Koch (Sr.) Morton
172-7	Doug Rayburn (Sr.) Summit (Argo)
171-1	John Wachter (Sr.) Wheaton (North)
170-0	Brian Pawlak (Sr.) Arlington Hts. (Hersey)
171-0	Kevin Coleman (So.) Elgin (Larkin)
169-11	James Brooks (Sr.) East St. Louis (Sr.)
166-6	Pat Morris (Sr.) Chicago (Leo)

Boys Class A Competitors By Flight

(Boys Class A Competitors Wear Numbers on Green)

(Note: Top 8 times qualify for finals.)

FLIGHT NO. 1 - North Field

Order	No.	Competitor, School	Place	Mark
1	655	Ron Anger (Sr.) Galena	_____	_____
2	680	Brad Cooper (Sr.) Tampico	_____	_____
3	546	Lance Jones (Jr.) Pinckneyville	_____	_____
4	428	Dennis Williams (Jr.) Kincaid (South Fork)	_____	_____
5	571	Dan Myers (Jr.) Pittsfield	_____	_____
6	620	Tom Gulley (Fr.) Knoxville	_____	_____
7	4	Kirk LeWallen (Jr.) Bushnell (B.-Prairie City)	_____	_____
8	79	Dean Fritz (Jr.) Reddick	_____	_____
9			_____	_____
10			_____	_____
11			_____	_____
12			_____	_____

FLIGHT NO. 2 - South Field

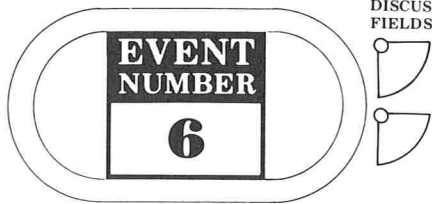
Order	No.	Competitor, School	Place	Mark
1	283	Owen Smith (Jr.) Plano	_____	_____
2	480	Mike Presecky (Sr.) Lisle (Sr.)	_____	_____
3	304	Ron Prokup (Sr.) Spring Valley (Hall)	_____	_____
4	560	Dave Hillis (Jr.) Carrollton	_____	_____
5	502	David Yff (Sr.) Palos Hts. (Chicago Christian)	_____	_____
6	123	Doug Bowman (Sr.) Stanford (Olympia)	_____	_____
7	153	Dirk Lipert (Jr.) Metropolis (Massac Co.)	_____	_____
8	699	Rafi Wilkinson (Jr.) Mahomet (M.-Seymour)	_____	_____
9			_____	_____
10			_____	_____
11			_____	_____
12			_____	_____

FLIGHT NO. 3 - North Field

Order	No.	Competitor, School	Place	Mark	Order	No.	Competitor, School	Place	Mark
1	351	Gale Fossett (Jr.) Oregon	_____	_____	7	238	Brian Dennison (Sr.) Joy (Westmer)	_____	_____
2	612	Phil Haage (Jr.) Glasford (Illini Bluffs)	_____	_____	8	55	Tim Feller (Sr.) Herscher	_____	_____
3	215	Ted Wiessing (Sr.) Teutopolis	_____	_____	9			_____	_____
4	99	Rick Freeman (So.) Heyworth	_____	_____	10			_____	_____
5	411	Joel Wood (So.) Watsaka	_____	_____	11			_____	_____
6	362	Dan Del Rio (Sr.) South Beloit	_____	_____	12			_____	_____

FLIGHT NO. 4 - South Field

Order	No.	Competitor, School	Place	Mark	Order	No.	Competitor, School	Place	Mark
1	225	Scott Smith (Sr.) Annawan	_____	_____	7	437	Chad Canaday (Jr.) Riverton	_____	_____
2	506	Dave Baker (Sr.) Anna (A.-Jonesboro)	_____	_____	8	148	David Rodney (Sr.) Du Quoin	_____	_____
3	394	Phil Hull (Sr.) Paxton	_____	_____	9			_____	_____
4	189	Neil Luallen (Sr.) Neoga	_____	_____	10			_____	_____
5	37	Mike Grate (Jr.) Rushville	_____	_____	11			_____	_____
6	714	Braidy Miller (Jr.) Sullivan	_____	_____	12			_____	_____



Boys Class AA Competitors By Flight

(Boys Class AA Competitors Wear Numbers on Red)

(Note: Top 8 times qualify for finals.)

FLIGHT NO. 1 - South Field

Order	No.	Competitor, School	Place	Mark
1	813	Reginald Johnson (Jr.) Chicago (Morgan Park)	_____	_____
2	786	Jesse Ulmer (So.) Chicago (Julian)	_____	_____
3	855	Russell Maryland (Sr.) Chicago (Young)	_____	_____
4	701	Stan Holsen (Jr.) Park Ridge (Maine South)	_____	_____
5	784	Douglas Collins (Sr.) Chicago (Harlan)	_____	_____
6	327	Darren Winkler (Sr.) Morton	_____	_____
7	568	Mike Ford (Jr.) Libertyville	_____	_____
8	691	Todd Schwartz (Jr.) Highland Park	_____	_____
9	567	Brian Wilcox (Sr.) Libertyville	_____	_____
10	195	Ray Kropke (Sr.) Schaumburg	_____	_____
11	470	Dan Trizna (Sr.) Lockport (Twp.)	_____	_____
12	371	Matt Gutherie (Jr.) Dixon	_____	_____

FLIGHT NO. 3 - South Field

Order	No.	Competitor, School	Place	Mark
1	424	Troy Hendrix (Jr.) Sterling (H.S.)	_____	_____
2	442	Lyle Kohen (Jr.) Aurora (West)	_____	_____
3	58	Kevin Holeton (Sr.) Loves Park (Harlem)	_____	_____
4	397	Doug Huff (So.) Peoria (H.S.)	_____	_____
5	25	Vernon Garrison (So.) East St. Louis (Lincoln)	_____	_____
6	112	Don Peterson (Jr.) Roselle (Lake Park)	_____	_____
7	755	Brian Preski (Jr.) LaGrange (Lyons)	_____	_____
8	415	David Griffith (Sr.) Rock Island (H.S.)	_____	_____
9	10	Scott Gass (Sr.) Belleville (East)	_____	_____
10	238	Robert Jones (So.) Mt. Vernon	_____	_____
11	203	David Peters (Sr.) Benton	_____	_____
12	223	Mark Thompson (Sr.) Marion (H.S.)	_____	_____

FLIGHT NO. 2 - North Field

Order	No.	Competitor, School	Place	Mark
1	756	Todd Novak (Jr.) LaGrange (Lyons)	_____	_____
2	533	Jim Wiegand (Sr.) Mt. Zion	_____	_____
3	309	Chuck Vickuf (Sr.) Palos Hills (Stagg)	_____	_____
4	827	Brad Allewelt (Sr.) Chatham (Glenwood)	_____	_____
5	740	Glen Steiner (Jr.) Hillside (Proviso West)	_____	_____
6	224	Larry Kigin (Jr.) Marion (H.S.)	_____	_____
7	379	Ed Hoenig (Sr.) Galesburg	_____	_____
8	317	Dan Wisniewski (Sr.) Tinley Park (H.S.)	_____	_____
9	443	Chris Cozzi (Jr.) Aurora (West)	_____	_____
10	608	Darren Brown (Sr.) Chicago (Brother Rice)	_____	_____
11	205	Dirk Matthias (Jr.) Carbondale	_____	_____
12	70	Terrell Brown (Jr.) Rockford (Auburn)	_____	_____
13	26	Tony Young (Jr.) East St. Louis (Lincoln)	_____	_____

FLIGHT NO. 4 - North Field

Order	No.	Competitor, School	Place	Mark
1	511	Eric Bomball (Sr.) Charleston	_____	_____
2	661	Scott Cappos (Jr.) Oak Lawn (Community)	_____	_____
3	616	Pat Morris (Sr.) Chicago (Leo)	_____	_____
4	40	James Brooks (Sr.) East St. Louis (Sr.)	_____	_____
5	98	Kevin Coleman (So.) Elgin (Larkin)	_____	_____
6	151	Brian Pawlak (Sr.) Arlington Hts. (Hersey)	_____	_____
7	144	John Wachter (Sr.) Wheaton (North)	_____	_____
8	778	Doug Rayburn (Sr.) Summit (Argo)	_____	_____
9	326	Doug Koch (Sr.) Morton	_____	_____
10	464	Mike Poloskey (Jr.) Joliet (Central)	_____	_____
11	308	Tom Pukstys (Sr.) Palos Hills (Stagg)	_____	_____
12	316	Lance Stewart (Sr.) Tinley Park (H.S.)	_____	_____



Boys Class A Competitors By Heat

(Boys Class A Competitors Wear Numbers on Green)

(Note: Top 12 times qualify for finals.)

3200-METER RELAY

How To Score The Finals

Final Place 1st 2nd 3rd 4th 5th 6th 7th 8th
Team Points 10 8 6 5 4 3 2 1

3200-Meter Relay Records

Key: IHSA = State Final Meet overall record; Class A = record for small schools; Class AA = record for large schools; FAT = Fully Automatic Timing; MT = Manual Timing.

NATIONAL—7:36.24 by Ambler (Wissa Hickon), PA (Scott Landis, Steven Griffiths, Keith Ryales, Ken Lowry), 1982

IHSA—7:38.0 (MT) by Harvey (Thornton) (Steve Ibarra, Bill Moran, Mike Clark, Donald White), 1976 (Finals)

Class A—7:54.2 (MT) by Princeton (Tom Caldwell, Mike Rieker, Jaimie Dow, Tom Hodge), 1981 (Finals)

Class AA—7:38.0 (MT) by Harvey (Thornton) (Steve Ibarra, Bill Moran, Mike Clark, Donald White), 1976 (Finals)

Event Data

	Class A	Class AA
Total Qualifiers	35	49
Total Regular Qualifiers	32	32
Total Extra Qualifiers	3	17
No. of Heats/Flights	2	4
Qualifying Standard	8:15.0	8:02.2

Class A Sectional Bests

8:04.8	Yorkville
8:09.4	Freeburg
8:10.5	Geneva
8:11.1	Princeton
8:11.8	El Paso
8:12.2	Maple Park (Kaneland)
8:12.5	Monmouth (H.S.)
8:12.6	Spring Valley (Hall)
8:13.7	Henry (H.-Senachwine)
8:15.2	Pontiac

Class AA Sectional Bests

7:46.0	LaGrange (Lyons)
7:47.1	Belvidere
7:47.2	Chicago Hts. (Bloom)
7:48.6	Flossmoor (Homewood-F.)
7:49.0	Elmhurst (York)
7:50.6	Naperville (North)
7:51.0	East St. Louis (Lincoln)
7:51.7	Oswego
7:52.4	Harvey (Thornton)
7:52.7	Chicago (Marist)

HEAT NO. 1

Alley	School	Place	Time
1-1	Yorkville	_____	_____
1-2	Henry (H.-Senachwine)	_____	_____
1-3	Du Quoin	_____	_____
1-4	Robinson	_____	_____
2-1	Geneva	_____	_____
2-2	Atkinson	_____	_____
2-3	Winnebago	_____	_____
2-4	Shelbyville	_____	_____
3-1	Maple Park (Kaneland)	_____	_____
3-2	Melrose Park (Walther Lutheran)	_____	_____
3-3	Athens	_____	_____
3-4	Monticello	_____	_____
3-5	Annawan	_____	_____
4-1	Spring Valley (Hall)	_____	_____
4-2	West Frankfort (Frankfort)	_____	_____
4-3	Erie	_____	_____
4-4	Virден	_____	_____
4-5	Colfax (Octavia)	_____	_____

HEAT NO. 2

Alley	School	Place	Time
1-1	Freeburg	_____	_____
1-2	Pontiac	_____	_____
1-3	Norridge (Ridgewood)	_____	_____
1-4	Hoopeston (H.-East Lynn)	_____	_____
2-1	Princeton	_____	_____
2-2	Lewistown	_____	_____
2-3	Normal (University)	_____	_____
2-4	Carlinville	_____	_____
3-1	El Paso	_____	_____
3-2	Newton	_____	_____
3-3	Rushville	_____	_____
3-4	Chester	_____	_____
4-1	Monmouth (H.S.)	_____	_____
4-2	Lansing (Illiana Christian)	_____	_____
4-3	Delavan	_____	_____
4-4	Tolono (Unity)	_____	_____
4-5	Savanna	_____	_____

The goal of the interscholastic program is not to develop All-Americans, but better Americans out of ALL the participants.



Boys Class AA Competitors By Heat

(Boys Class AA Competitors Wear Numbers on Red)

(Note: Top 12 times qualify for finals.)

HEAT NO. 1

Alley	School	Place	Time
1-1	LaGrange (Lyons)	_____	_____
1-2	Elmwood Park	_____	_____
1-3	Naperville (Central)	_____	_____
2-1	Elmhurst (York)	_____	_____
2-2	Oak Forest	_____	_____
2-3	Springfield (Lanphier)	_____	_____
3-1	Harvey (Thornton)	_____	_____
3-2	Batavia	_____	_____
3-3	Mt. Vernon	_____	_____
4-1	Hinsdale (Central)	_____	_____
4-2	Crystal Lake (Central)	_____	_____
4-3	Lake Forest (H.S.)	_____	_____
4-4	Chicago (Young)	_____	_____

HEAT NO. 3

Alley	School	Place	Time
1-1	Chicago Hts. (Bloom)	_____	_____
1-2	Olympia Fields (Rich Central)	_____	_____
1-3	Geneseo (Darnall)	_____	_____
2-1	East St. Louis (Lincoln)	_____	_____
2-2	Moline	_____	_____
2-3	Centralia	_____	_____
3-1	Dolton (Thornridge)	_____	_____
3-2	Sterling (H.S.)	_____	_____
3-3	Chicago (South Shore)	_____	_____
4-1	Wheaton (North)	_____	_____
4-2	Charleston	_____	_____
4-3	Zion (Z.-Benton)	_____	_____

HEAT NO. 2

Alley	School	Place	Time
1-1	Belvidere	_____	_____
1-2	Maywood (Proviso East)	_____	_____
1-3	Aurora (Waubonsie Valley)	_____	_____
2-1	Naperville (North)	_____	_____
2-2	Darien (Hinsdale South)	_____	_____
2-3	Winnetka (New Trier)	_____	_____
3-1	Chicago (Marist)	_____	_____
3-2	Palatine (H.S.)	_____	_____
3-3	Chicago (St. Ignatius)	_____	_____
4-1	Hoffman Estates (H.S.)	_____	_____
4-2	Chicago (Mendel)	_____	_____
4-3	Chicago (Lane)	_____	_____

HEAT NO. 4

Alley	School	Place	Time
1-1	Flossmoor (Homewood-F.)	_____	_____
1-2	Kankakee (Sr.)	_____	_____
1-3	Rock Island (H.S.)	_____	_____
2-1	Oswego	_____	_____
2-2	Downers Grove (North)	_____	_____
2-3	Peoria (Manual)	_____	_____
3-1	Palatine (Fremd)	_____	_____
3-2	Normal (Community)	_____	_____
3-3	East St. Louis (Sr.)	_____	_____
4-1	St. Charles (H.S.)	_____	_____
4-2	Burbank (St. Laurence)	_____	_____
4-3	Chicago (Robeson)	_____	_____

Boys State Track Meet Team Data

Class A Team Champions

Year	Champion	Coach	Pts.
1975	Maple Park (Kaneland)	Bruce Peterson	34
1976	Granville (Putnam Co.)	Jim Davis	23
1977	Maple Park (Kaneland)	Bruce Peterson	54
1978	Robinson	Tony Cork	35
1979	Chicago (Luther South)	Norm Meier	42
1980	Chicago (Luther South)	Norm Meier	32
1981	Chicago (Leo)	John O'Keefe	46
1982	St. Anne	Mike Rebello	52
1983	Cairo	Jim West	45
1984	Melrose Park (Walther Lutheran)	Stan Reddel	52
1985	Cairo	Jim West	54

Class AA Team Champions

Year	Champion	Coach	Pts.
1975	East St. Louis (Sr.)	Jimmy Lewis	29
1976	East St. Louis (Sr.)	Jimmy Lewis	30
1977	East St. Louis (Sr.) (TIE) Chicago Hts. (Bloom)	Jimmy Lewis Lonnell Poole	46 46
1978	East St. Louis (Sr.)	Jimmy Lewis	37
1979	Evanston (Twp.)	Willie May	51
1980	Maywood (Proviso East) (TIE) Waukegan (East)	Chuck Farinella Marvin Arrington	40 40
1981	East St. Louis (Lincoln)	Arthur Marshall	67
1982	East St. Louis (Lincoln)	Arthur Marshall	77
1983	East St. Louis (Lincoln)	Arthur Marshall	49
1984	East St. Louis (Lincoln)	Arthur Marshall	49
1985	East St. Louis (Sr.)	Gordon Schoby	40



400-METER RELAY

How To Score The Finals
Final Place 1st 2nd 3rd 4th 5th 6th 7th 8th
Team Points 10 8 6 5 4 3 2 1

400-Meter Relay Records

Key: IHSA = State Final Meet overall record; Class A = record for small schools; Class AA = record for large schools; FAT = Fully Automatic Timing; MT = Manual Timing.

NATIONAL—:40.2 by Dallas (Lincoln), TX (John Delley, Joe Pouncy, Gene Pouncy, Rufus Shaw), 1970

:40.2 by Dallas (Roosevelt), TX (Lester Crenshaw, James Glenn, Roderick Martin, Roy Martin), 1985

IHSA—:41.7 (MT) by Waukegan (East) (Kevin Johnson, David Greathouse, LeRoy Norman, Nate Sloan), 1980 (Prelims)

:41.7 (MT) by East St. Louis (Sr.) (Stanley Braggs, Richard Townsend, Lamar Pickett, Marvin Edmonds), 1975

:41.7 (MT) by East St. Louis (Lincoln) (James Stevenson, Demetrius Chism, Barry Malloyd, Duane Allen), 1981 (Finals)

:41.7 (MT) by East St. Louis (Lincoln) (Juan Brooks, Michael Hill, Darwin Rencher, Earl McKinney), 1983 (Prelims)

Class A—:42.7 (MT) by Cairo (Eric Childs, Gary Sharp, Zack Graves, Al Williams), 1984 (Finals) (:42.84 FAT)

Class AA—:41.7 (MT) by East St. Louis (Lincoln) (James Stevenson, Demetrius Chism, Barry Malloyd, Duane Allen), 1981 (Finals)

:41.7 (MT) by Waukegan (East) (Kevin Johnson, David Greathouse, LeRoy Norman, Nate Sloan), 1980 (Prelims)

:41.7 (MT) by East St. Louis (Sr.) (Stanley Braggs, Richard Townsend, Lamar Pickett, Marvin Edmonds), 1975

:41.7 (MT) by East St. Louis (Lincoln) (Juan Brooks, Michael Hill, Darwin Rencher, Earl McKinney), 1983 (Prelims)

Event Data

	Class A	Class AA
Total Qualifiers	33	47
Total Regular Qualifiers	32	32
Total Extra Qualifiers	1	15
No. of Heats/Flights	5	6
Qualifying Standard	:44.5	:43.2

Class A Sectional Bests

:43.4	Chicago (Luther South)
:43.5	Cairo
:43.5	Melrose Park (Walther Lutheran)
:43.7	DuQuoin
:43.8	Geneva
:44.1	Kankakee (McNamara)
:44.1	Kewanee (H.S.)
:44.1	Herschler
:44.3	Casey
:44.4	Durand
:44.4	Norridge (Ridgewood)

Class AA Sectional Bests

:41.8	Chicago Hts. (Bloom)
:42.0	Blue Island (Eisenhower)
:42.0	Chicago Hts. (Bloom Trail)
:42.1	Decatur (MacArthur)
:42.2	East St. Louis (Sr.)
:42.2	Chicago (Kenwood)
:42.2	North Chicago
:42.2	Chicago (Westinghouse)
:42.4	Aurora (West)
:42.4	Springfield (H.S.)

Boys Class A Competitors By Heat

(Boys Class A Competitors Wear Numbers on Green)

(Note: Top 8 times qualify for finals.)

HEAT NO. 1

Lane	School	Place	Time
1		_____	_____
2	Farmington (F. East)	_____	_____
3	Madison	_____	_____
4	Chicago (Luther South)	_____	_____
5	Kankakee (McNamara)	_____	_____
6	Durand	_____	_____
7	Lewistown	_____	_____
8	Arcola	_____	_____

HEAT NO. 2

Lane	School	Place	Time
1		_____	_____
2	Heyworth	_____	_____
3	Staunton	_____	_____
4	Cairo	_____	_____
5	Kewanee (H.S.)	_____	_____
6	Marshall	_____	_____
7	Mahomet (M.-Seymour)	_____	_____
8	Buffalo (Tri-City)	_____	_____

HEAT NO. 3


Lane	School	Place	Time
1		_____	_____
2	Zeigler (Z.-Royalton)	_____	_____
3	Normal (University)	_____	_____
4	Herschler	_____	_____
5	Melrose Park (Walther Lutheran)	_____	_____
6	Piasa (Southwestern)	_____	_____
7	Rushville	_____	_____
8	Rossville (R.-Alvin)	_____	_____

HEAT NO. 4

Lane	School	Place	Time
1		_____	_____
2	St. Anne	_____	_____
3	Galena	_____	_____
4	DuQuoin	_____	_____
5	Casey	_____	_____
6	Spring Valley (Hall)	_____	_____
7	Rockford (Christian Life)	_____	_____
8		_____	_____

HEAT NO. 5

Lane	School	Place	Time
1		_____	_____
2	Knoxville	_____	_____
3	Rochester	_____	_____
4	Geneva	_____	_____
5	Norridge (Ridgewood)	_____	_____
6	Taylor Ridge (Rockridge)	_____	_____
7	Lena (L.-Winslow)	_____	_____
8		_____	_____



Boys Class AA Competitors By Heat

(Boys Class AA Competitors Wear Numbers on Red)

(Note: Top 8 times qualify for finals.)

HEAT NO. 1

Lane	School	Place	Time
1	Peoria (Manual)	_____	_____
2	Chicago (Leo)	_____	_____
3	Aurora (East)	_____	_____
4	Chicago Hts. (Bloom)	_____	_____
5	North Chicago	_____	_____
6	Chicago (Weber)	_____	_____
7	Chicago (Robeson)	_____	_____
8	Harrisburg	_____	_____

HEAT NO. 4

Lane	School	Place	Time
1	Bolingbrook	_____	_____
2	East Moline (United)	_____	_____
3	Alton (Sr.)	_____	_____
4	Decatur (MacArthur)	_____	_____
5	Springfield (H.S.)	_____	_____
6	Kankakee (Sr.)	_____	_____
7	Peoria (H.S.)	_____	_____
8	Oak Park (O.P.-River Forest)	_____	_____

HEAT NO. 2

Lane	School	Place	Time
1	Waukegan (East)	_____	_____
2	Chicago (South Shore)	_____	_____
3	Olympia Fields (Rich Central)	_____	_____
4	Blue Island (Eisenhower)	_____	_____
5	East St. Louis (Sr.)	_____	_____
6	Rantoul	_____	_____
7	Chicago (Morgan Park)	_____	_____
8	Barrington	_____	_____

HEAT NO. 5

Lane	School	Place	Time
1	Rockford (Auburn)	_____	_____
2	Springfield (Lanphier)	_____	_____
3	Maywood (Proviso East)	_____	_____
4	Chicago (Westinghouse)	_____	_____
5	Zion (Z.-Benton)	_____	_____
6	Glen Ellyn (Glenbard West)	_____	_____
7	Winnetka (New Trier)	_____	_____
8	Palatine (H.S.)	_____	_____

HEAT NO. 3

Lane	School	Place	Time
1	Chicago (Lane)	_____	_____
2	Rockford (East)	_____	_____
3	Joliet (West)	_____	_____
4	Chicago Hts. (Bloom Trail)	_____	_____
5	Aurora (West)	_____	_____
6	Belleville (West)	_____	_____
7	Chicago (Mendel)	_____	_____
8	Centralia	_____	_____

HEAT NO. 6

Lane	School	Place	Time
1	Wheaton (North)	_____	_____
2	Flossmoor (Homewood-F.)	_____	_____
3	Rock Island (H.S.)	_____	_____
4	Chicago (Kenwood)	_____	_____
5	Danville (H.S.)	_____	_____
6	Dolton (Thornridge)	_____	_____
7	Richton Park (Rich South)	_____	_____
8		_____	_____

Charting Boys State Final Qualifiers

School Year	Class A			Class AA			State Grand Totals		
	Schools Assigned	Schools Advancing	Total Boys	Schools Assigned	Schools Advancing	Total Boys	Schools Assigned	Schools Advancing	Total Boys
1978	370	198	605	322	203	842	692	401	1447
1979	366	208	652	323	209	914	689	417	1566
1980	374	209	675	316	195	856	680	394	1541
1981	378	210	670	313	211	910	691	421	1580
1982	373	209	665	304	204	876	677	513	1241
1983	363	206	713	309	206	955	672	412	1668
1984	348	207	674	305	199	894	653	406	1568
1985	350	201	676	303	201	834	653	402	1510
1986	346	217	724	301	192	855	647	409	1579



3200-METER RUN

How To Score The Finals
Final Place 1st 2nd 3rd 4th 5th 6th 7th 8th
Team Points 10 8 6 5 4 3 2 1

3200-Meter Run Records

Key: IHSA = State Final Meet overall record; Class A = record for small schools; Class AA = record for large schools; FAT = Fully Automatic Timing; MT = Manual Timing.

NATIONAL—8:41.5 by Steve Prefontaine, Coos Bay (Marshfield), OR, 1969

IHSA—8:42.6 (MT) by Craig Virgin, Lebanon, 1973

Class A—9:10.86 (FAT) by Troy Maddux, Streator (Woodland), 1985 (Finals) (9:10.7 MT)

Class AA—8:51.9 (MT) by Tom Graves, Orland Park (Sandburg), 1977 (Finals)

Event Data

	Class A	Class AA
Total Qualifiers	33	40
Total Regular Qualifiers	32	32
Total Extra Qualifiers	1	8
No. of Heats/Flights	2	2
Qualifying Standard	9:50.0	9:30.0

Class A Sectional Bests

9:16.5	Troy Maddux (Sr.) Streator (Woodland)
9:24.1	Stan Johnson (Sr.) Elmwood
9:40.3	Mike Ashworth (Jr.) Normal (University)
9:41.0	Roger Rivera (So.) Mason City
9:46.9	Todd Lopeman (So.) Pontiac
9:47.3	Scott Maddux (So.) Streator (Woodland)
9:47.6	Ken Greenfield (So.) Elmhurst (Timothy Christ)
9:48.6	Brad Raglan (Sr.) Stanford (Olympia)
9:52.6	Mike Hillyard (So.) Norris City (N.C.-Omaha-Enfield)
9:55.4	Wayne Bloemer (Sr.) Teutopolis

Class AA Sectional Bests

9:16.0	Mitch McCormick (Sr.) Franklin Park (Leyden)
9:19.0	Tim Clancy (Sr.) Oak Park (O.P.-River Forest)
9:20.0	David Zimmer (Sr.) Hinsdale (Central)
9:21.0	Matt Meinz (Sr.) Naperville (Central)
9:21.4	Marc Burns (Sr.) Wheeling
9:21.4	Len Sitko (Jr.) Niles (Notre Dame)
9:21.7	Jim Gibson (Sr.) Lake Forest (H.S.)
9:22.1	Chris Heldt (Sr.) Chicago Hts. (Bloom Trail)
9:23.0	Tim Westphal (Sr.) Oak Park (O.P.-River Forest)
9:24.3	Mike Machinkenias (Sr.) New Lenox (Lincoln-Way)

Boys Class A Competitors By Section

(Boys Class A Competitors Wear Numbers on Green)

(Note: Finals only to be run on Saturday.)

SECTION NO. 1

Alley	No.	Competitor, School	Place	Time
1-1	305	Troy Maddux (Sr.) Streator (Woodland)	_____	_____
1-2	73	Todd Lopeman (So.) Pontiac	_____	_____
1-3	154	Mike Hillyard (So.) Norris City (N.C.-Omaha)	_____	_____
1-4	657	Ture Person (Sr.) Lanark	_____	_____
1-5	681	Ky Borgstadt (Sr.) Walnut	_____	_____
1-6	242	Mark Peterson (Jr.) Kewanee (H.S.)	_____	_____
1-7	564	Bruce Puterbaugh (Sr.) Kinderhook (West Pike)	_____	_____
1-8	405	Tommy Bynum (So.) St. Anne	_____	_____
2-1	597	Stan Johnson (Sr.) Elmwood	_____	_____
2-2	306	Scott Maddux (So.) Streator (Woodland)	_____	_____
2-3	213	Wayne Bloemer (Sr.) Teutopolis	_____	_____
2-4	430	Mark Bethel (Jr.) Pana	_____	_____
2-5	243	Travis Kemp (So.) Kewanee (H.S.)	_____	_____
2-6	598	Tony McCoy (Jr.) Elmwood	_____	_____
2-7	35	John Hewitt (Jr.) Rushville	_____	_____
2-8	34	Rob Garcia (Jr.) Rushville	_____	_____
3-1	113	Mike Ashworth (Jr.) Normal (University)	_____	_____
3-2	468	Ken Greenfield (So.) Elmhurst (Timothy Christian)	_____	_____
3-3	547	Mike Hershaw (Jr.) Sparta	_____	_____
3-4	691	Joey Fender (Jr.) Georgetown	_____	_____
3-5	712	Derik Eaton (Sr.) Sullivan	_____	_____
3-6	74	Frank Lamphere (Jr.) Pontiac	_____	_____
3-7	317	Darrell Shover (So.) Burlington (Central)	_____	_____
3-8	330	Paul Korf (Jr.) Forreston	_____	_____
4-1	104	Roger Rivera (So.) Mason City	_____	_____
4-2	117	Brad Raglan (Sr.) Stanford (Olympia)	_____	_____
4-3	144	Aaron Swallers (Jr.) DuQuoin	_____	_____
4-4	179	Gus Mattka (Jr.) Cowden (C.-Herrick)	_____	_____
4-5	507	Delbart Higgins (Sr.) Breese (Mater Dei)	_____	_____
4-6	467	Mike Stotz (Sr.) Elmhurst (Immaculate Conception)	_____	_____
4-7	585	Aaron Pulliam (Jr.) Virden	_____	_____
4-8	434	Doug Thurman (Fr.) Petersburg (Porta)	_____	_____
4-9	395	Chris Showalter (Sr.) Potomac	_____	_____



Boys Class AA Competitors By Section

(Boys Class AA Competitors Wear Numbers on Red)

(Note: Finals only to be run on Saturday.)

SECTION NO. 1

SECTION NO. 2

Alley	No.	Competitor, School	Place	Time	Alley	No.	Competitor, School	Place	Time
1-1	110	Jay Spencer (Jr.) Roselle (Lake Park)	_____	_____	1-1	733	Mitch McCormick (Sr.) Franklin Park (Leyden)	_____	_____
1-2	129	Jorge Zamora (Sr.) West Chicago (H.S.)	_____	_____	1-2	197	Marc Burns (Sr.) Wheeling	_____	_____
1-3	380	Keith VanDerMeulen (Sr.) Galesburg	_____	_____	1-3	775	Tim Westphal (Sr.) Oak Park (O.P.-River Forest)	_____	_____
1-4	850	Mike Benedetto (Jr.) Chicago (Young)	_____	_____	1-4	159	Eric Suender (Sr.) Hoffman Estates (Conant)	_____	_____
1-5	807	Demetrius Sammuels (Jr.) Chicago (Manley)	_____	_____	1-5	693	Ryan Cahill (Jr.) Northbrook (Glenbrook North)	_____	_____
2-1	268	Joe Blackstone (Sr.) Chicago Hts. (Bloom Trail)	_____	_____	2-1	774	Tim Clancy (Sr.) Oak Park (O.P.-River Forest)	_____	_____
2-2	623	Tony Daniel (Jr.) Chicago (Mendel)	_____	_____	2-2	692	Len Sitko (Jr.) Niles (Notre Dame)	_____	_____
2-3	538	Jeff Rehm (Jr.) Normal (Community)	_____	_____	2-3	491	Mike Machinkenas (Sr.) New Lenox (Lincoln-Way)	_____	_____
2-4	835	Mark Hudson (So.) Chicago (South Shore)	_____	_____	2-4	388	Mark Scheirer (So.) Metamora	_____	_____
2-5	8	Mike Ernst (Sr.) Belleville (East)	_____	_____	2-5	189	Andy Bredfield (Jr.) Schaumburg	_____	_____
3-1	214	Neal West (Jr.) Centralia	_____	_____	3-1	746	David Zimmer (Sr.) Hinsdale (Central)	_____	_____
3-2	318	Todd LaFountain (Jr.) Chatham (Glenwood)	_____	_____	3-2	559	Jim Gibson (Sr.) Lake Forest (H.S.)	_____	_____
3-3	526	Mike Pope (Sr.) Danville (H.S.)	_____	_____	3-3	314	Dan Laumann (Sr.) Richton Park (Rich South)	_____	_____
3-4	15	Blair Burnett (Jr.) Belleville (West)	_____	_____	3-4	768	Dave Rill (Jr.) Oak Park (Fenwick)	_____	_____
3-5	225	Rob Maue (Sr.) Mascoutah	_____	_____	3-5	633	Rodney Chambers (Sr.) Chicago (Mendel)	_____	_____
4-1	76	Pat McCann (Jr.) Rockford (East)	_____	_____	4-1	475	Matt Meinz (Sr.) Naperville (Central)	_____	_____
4-2	82	Dan Boutin (Jr.) Rockford (Guilford)	_____	_____	4-2	267	Chris Heldt (Sr.) Chicago Hts. (Bloom Trail)	_____	_____
4-3	328	Jeff Kollmeyer (Sr.) Pekin	_____	_____	4-3	492	Tom Machinkenas (Sr.) New Lenox (Lincoln-Way)	_____	_____
4-4	782	Patrick Ivory (Sr.) Chicago (Englewood)	_____	_____	4-4	279	Don Bonfiglio (Jr.) Flossmoor (Homewood-F.)	_____	_____
4-5	553	Karl Wismer (Jr.) Grayslake	_____	_____	4-5	679	Jeff Gallagher (Sr.) Des Plaines (Maine West)	_____	_____

Timely Times Power Ratings

Class A				Class AA			
School	Pts.	School	Pts.	School	Pts.	School	Pts.
1. Geneva	64	15. Riverton	16	1. Decatur (MacArthur)	50.3	15. Rockford (West)	16.8
2. St. Anne	47	Sullivan	16	2. East St. Louis (Sr.)	40	16. Palos Hills (Stagg)	16
3. Cairo	38.8	17. Melrose Park (Walther Luth.)	14.3	3. Blue Island (Eisenhower)	38	Sterling (H.S.)	16
4. Chicago (Luther South)	33	18. Chicago (Univ.)	14	4. Chicago (Mendel Cath.)	33.3	18. Aurora (West)	14.5
5. Yorkville	27	19. Joy (Westmer)	13	5. Chicago (Bloom)	29	Belvidere	14.5
6. DuQuoin	26.5	20. Clinton	12	Naperville (North)	29	20. Elmhurst (York)	13
7. Rushville	24.5	21. Chicago (Prov.-St. Mel)	11.8	7. Rockford (East)	25	21. Tinley Park (H.S.)	12
8. Streator (Woodland)	20	22. Stillman Valley	10.5	8. Oak Park-River Forest	24.5	22. Glen Ellyn (Glenbard West)	11.5
9. Monmouth (H.S.)	19	Beecher	10.5	9. Rock Island (H.S.)	21	23. Aurora (East)	11
10. Anna-Jonesboro	17	24. Durand	10	Wheeling	21	24. Oak Forest	10
11. Kankakee (McNamara)	16.5	Eureka	10	11. Naperville (Central)	20	Springfield (Lanphier)	10
12. Herscher	16	Princeton	10	Cicero (Morton)	20	26. Maywood (Proviso East)	8
St. Joseph-Ogden	16	Casey	10	13. LaGrange (Lyons)	19	Chicago (Calumet)	8
Bryon	16	Erie	10	14. East St. Louis (Lincoln)	17		



Boys Class A Competitors By Heat

(Boys Class A Competitors Wear Numbers on Green)

(Note: Top 4 places each heat qualify for semifinals.)
 (Note: Top 4 places each semifinal heat qualify for finals.)

110-METER HIGH HURDLES

How To Score The Finals
 Final Place 1st 2nd 3rd 4th 5th 6th 7th 8th
 Team Points 10 8 6 5 4 3 2 1

110-Meter High Hurdles Records

Key: IHSA = State Final Meet overall record; Class A = record for small schools; Class AA = record for large schools; FAT = Fully Automatic Timing; MT = Manual Timing.

NATIONAL—:12.9 by Renaldo Nehemiah, Scotch Plains (Fanwood), NJ, 1977

IHSA—:13.9 (MT) by Derek Cole, Chicago Hts. (Bloom), 1981 (Finals)

Class A—:14.5 (MT) by Rany Klatt, Rochester, 1980 (Finals)

:14.5 (MT) by John McCarthy, Buffalo (Tri-City), 1982 (Semis)

:14.5 (MT) by Curt Reed, McLeansboro, 1983 (Prelims)

Class AA—:13.9 (MT) by Derek Cole, Chicago Hts. (Bloom), 1981 (Finals)

Event Data

	Class A	Class AA
Total Qualifiers	32	32
Total Regular Qualifiers	32	32
Total Extra Qualifiers	0	10
No. of Heats/Flights	4	6
Qualifying Standard	:15.1	:14.7

Class A Sectional Bests

:14.4	Bryan Benso (Sr.) St. Joseph (S.J.-Ogden)
:14.5	Brett Malott (Sr.) Anna (A.-Jonesboro)
:14.6	Cary Jackson (Sr.) Newton
:14.9	Jose Gonzalez (So.) Kankakee (MacNamara)
:14.9	Loyal Dozier (Jr.) Edwardsville (Metro-East Luth.)
:15.2	David Matherly (Sr.) Mahomet (M.-Seymour)
:15.2	Wes Greenwood (So.) Flora
:15.3	Paul Beegle (Sr.) Stillman Valley
:15.3	Mike Hamman (Sr.) Virden
:15.3	Rich Randolph (Jr.) Herscher
:15.3	Dan Wesolek (Sr.) Marengo

Class AA Sectional Bests

:14.0	Jimmy Walker (Sr.) Chicago Hts. (Bloom)
:14.2	Willie Clark (Sr.) Rockford (Guilford)
:14.2	Phil Whitehead (Sr.) Joliet (Central)
:14.3	Steve Syers (Sr.) Elmwood Park
:14.3	Matt Gessler (Jr.) LaGrange (Lyons)
:14.3	Alvin Campbell (Jr.) Oak Park (O.P.-River Forest)
:14.4	Nate Turner (Jr.) Chicago (Mt. Carmel)
:14.4	Dennis Malloy (Sr.) Rantoul
:14.4	Brett Weathersby (Sr.) Centralia
:14.4	Donald Glover (Sr.) Peoria (Manual)
:14.4	Ollie Whitsett (Sr.) Olympia Fields (Rich Cen.)
:14.4	John Brannigan (Sr.) Wilmette (Loyola)
:14.4	Keyvn Samuels (Sr.) Springfield (Lanphier)

HEAT NO. 1

Lane	No.	Competitor, School	Place	Time
1	606	Chad Bennett (Sr.) Farmington (F. East)	_____	_____
2	125	Bryan Hartsock (Jr.) Tremont	_____	_____
3	586	Mike Hamman (Sr.) Virden	_____	_____
4	706	Bryan Benso (Sr.) St. Joseph (S.J.-Ogden)	_____	_____
5	363	Paul Beegle (Sr.) Stillman Valley	_____	_____
6	134	Brian Claxton (Sr.) Christopher	_____	_____
7	474	Alan Nalley (Sr.) Lisle (Sr.)	_____	_____
8	449	Rob Burton (Jr.) Shelbyville	_____	_____

HEAT NO. 2

Lane	No.	Competitor, School	Place	Time
1	436	Corey Franklin (Jr.) Riverton	_____	_____
2	231	Dean Waldinger (Sr.) Bradford	_____	_____
3	50	Rich Randolph (Jr.) Herscher	_____	_____
4	504	Brett Malott (Sr.) Anna (A.-Jonesboro)	_____	_____
5	181	Wes Greenwood (So.) Flora	_____	_____
6	118	John Marquis (So.) Stanford (Olympia)	_____	_____
7	393	Darren Gentzler (Sr.) Paxton	_____	_____
8	656	Doug Steupfert (Jr.) LaMoille	_____	_____

HEAT NO. 3

Lane	No.	Competitor, School	Place	Time
1	408	Paul Nelson (Jr.) Watseka	_____	_____
2	604	Rob Billings (Sr.) Eureka	_____	_____
3	346	Dan Wesolek (Sr.) Marengo	_____	_____
4	696	David Matherly (Sr.) Mahomet (M.-Seymour)	_____	_____
5	194	Cary Jackson (Sr.) Newton	_____	_____
6	307	Tony Pugh (Jr.) Varna (Mid-County)	_____	_____
7	494	Cary Lehman (Sr.) Norridge (Ridgewood)	_____	_____
8	3	Rich Ebbert (Jr.) Bushnell (B.-Prairie City)	_____	_____

HEAT NO. 4

Lane	No.	Competitor, School	Place	Time	Lane	No.	Competitor, School	Place	Time
1	16	Brian Mohn (Jr.) Lewistown	_____	_____	5	526	Loyal Dozier (Jr.) Edwardsville (Metro-East Lutheran)	_____	_____
2	145	Craig Tuthill (Sr.) Du Quoin	_____	_____	6	259	John Vandych (Sr.) Aurora (Central Catholic)	_____	_____
3	239	Shawn Welts (Sr.) Kewanee (H.S.)	_____	_____	7	554	Terry Johnson (Jr.) Carlinville	_____	_____
4	61	Jose Gonzalez (So.) Kankakee (McNamara)	_____	_____	8	662	Mike Williams (Sr.) Lena (L.-Winslow)	_____	_____



Boys Class AA Competitors By Heat

(Boys Class AA Competitors Wear Numbers on Red)

(Note: Top 4 places each heat qualify for semifinals.)

(Note: Top 2 places each semifinal heat qualify for finals.)

HEAT NO. 1

Lane	No.	Competitor, School	Place	Time
1	35	Hernando Brown (Sr.) East St. Louis (Sr.)	_____	_____
2	385	Jim Varga (Sr.) Geneseo (Darnall)	_____	_____
3	357	Kevyn Samuels (Sr.) Springfield (Lanphier)	_____	_____
4	255	Jimmy Walker (Sr.) Chicago Hts. (Bloom)	_____	_____
5	704	John Brannigan (Sr.) Wilmette (Loyola)	_____	_____
6	819	Dennis Russell (Sr.) Chicago (Robeson)	_____	_____
7	648	Johnny Westbrook (So.) Dolton (Thornridge)	_____	_____
8			_____	_____

HEAT NO. 4

Lane	No.	Competitor, School	Place	Time
1	166	Andy Constantinides (Jr.) Hoffman Estates (H.S.)	_____	_____
2	91	Joe Tegmeier (Sr.) Woodstock (H.S.)	_____	_____
3	218	Mike Clemons (Sr.) Harrisburg	_____	_____
4	339	Donald Glover (Sr.) Peoria (Manual)	_____	_____
5	732	Steve Syers (Sr.) Elmwood Park	_____	_____
6	572	Billie King (Sr.) North Chicago	_____	_____
7	16	Carter Minnifield (Sr.) Cahokia	_____	_____
8			_____	_____

HEAT NO. 2

Lane	No.	Competitor, School	Place	Time
1	420	Anthony Ford (Jr.) Sterling (H.S.)	_____	_____
2	548	Lee Smith (Jr.) Rantoul	_____	_____
3	561	Brett Lotspeich (Sr.) Libertyville	_____	_____
4	83	Willie Clark (Sr.) Rockford (Guilford)	_____	_____
5	306	Ollie Whitsett (Sr.) Olympia Fields (Rich Central)	_____	_____
6	851	Mark Clancy (Jr.) Chicago (Young)	_____	_____
7	97	Royce Mitchell (Jr.) Carol Stream (Glenbard North)	_____	_____
8			_____	_____

HEAT NO. 5

Lane	No.	Competitor, School	Place	Time
1	834	Ernest Fogle (Sr.) Chicago (South Shore)	_____	_____
2	249	Phil Skaggs (Sr.) Salem	_____	_____
3	131	Al McMillen (Sr.) Wheaton (Central)	_____	_____
4	753	Matt Gessler (Jr.) LaGrange (Lyons)	_____	_____
5	547	Dennis Malloy (Sr.) Rantoul	_____	_____
6	340	Sydney Jones (Jr.) Peoria (Manual)	_____	_____
7	53	Scott Przybyla (Sr.) Crystal Lake (South)	_____	_____
8			_____	_____

HEAT NO. 3

Lane	No.	Competitor, School	Place	Time
1	680	Phil Williams (Sr.) Evanston (Twp.)	_____	_____
2	286	Vincent Williams (Jr.) Kankakee (Sr.)	_____	_____
3	610	Greg Hubbard (Sr.) Chicago (Leo)	_____	_____
4	460	Phil Whitehead (Sr.) Joliet (Central)	_____	_____
5	210	Brett Weathersby (Sr.) Centralia	_____	_____
6	528	Phil Karpus (Sr.) Mattoon	_____	_____
7	812	Derwin Williams (Sr.) Chicago (Morgan Park)	_____	_____
8			_____	_____

HEAT NO. 6

Lane	No.	Competitor, School	Place	Time
1	170	Ken Blazek (Sr.) Mt. Prospect (Prospect)	_____	_____
2	595	Jeff Koskinen (Sr.) Zion (Z.-Benton)	_____	_____
3	439	Terry Bennett (Sr.) Aurora (West)	_____	_____
4	776	Alvin Campbell (Jr.) Oak Park (O.P.-River Forest)	_____	_____
5	634	Nate Turner (Jr.) Chicago (Mt. Carmel)	_____	_____
6	77	Travis Smith (Sr.) Rockford (East)	_____	_____
7	323	Mike Pontius (Sr.) Morton	_____	_____
8			_____	_____

Boys Class A Competitors By Heat

(Boys Class A Competitors Wear Numbers on Green)

(Note: Top 4 places each heat qualify for semifinals.)

(Note: Top 2 places each semifinal heat qualify for finals.)



100-METER DASH

How To Score The Finals

Final Place 1st 2nd 3rd 4th 5th 6th 7th 8th
Team Points 10 8 6 5 4 3 2 1

100-Meter Dash Records

Key: IHSA = State Final Meet overall record; Class A = record for small schools; Class AA = record for large schools; FAT = Fully Automatic Timing; MT = Manual Timing.

NATIONAL—:10.18 by Roy Martin, Dallas (Roosevelt), Texas, 1985

IHSA—:10.4 (MT) by Aaron Mayo, Chicago Hts. (Bloom Trail), 1985 (Finals)

Class A—:10.5 (MT) by Rodney Harris, Chicago (Providence-St. Mel), 1984 (Finals)

Class AA—:10.4 (MT) by Aaron Mayo, Chicago Hts. (Bloom Trail), 1985 (Finals)

Event Data

	Class A	Class AA
Total Qualifiers	35	41
Total Regular Qualifiers	32	32
Total Extra Qualifiers	3	9
No. of Heats/Flights	6	6
Qualifying Standard	:11.0	:10.8

Class A Sectional Bests

:10.7	Cary Chandler (Sr.) Chicago (Luther South)
:10.9	Geoff Schoonover (Jr.) Normal (University)
:10.9	Marty Nutter (Sr.) DuQuoin
:10.9	Mike Underwood (Sr.) Newman
:10.9	Willie Ashford (Sr.) Melrose Park (Walther Luth.)
:10.9	Tim McConchie (Sr.) Marshall
:11.0	Fritz Cross (Jr.) Tuscola
:11.0	Bob Keller (Sr.) Chicago (Luther North)
:11.0	Terry Johnson (So.) Mahomet (M.-Seymour)
:11.0	Matt Wonsil (Sr.) Elgin (St. Edward)

Class AA Sectional Bests

:10.3	Bob Jelks (Sr.) Decatur (MacArthur)
:10.5	Jarrett Cooper (Sr.) Blue Island (Eisenhower)
:10.5	Michael Wright (Sr.) North Chicago
:10.5	David Moore (Sr.) Chicago (Mendel)
:10.5	Pat Cadichon (Jr.) Prairie View (Stevenson)
:10.5	Terry Atwater (Sr.) Zion (Z.-Benton)
:10.6	Keith Thomas (Sr.) Chicago (Kenwood)
:10.6	Joe Vernell (Sr.) Maywood (Proviso East)
:10.6	Craig Questell (Sr.) Harrisburg
:10.6	Tony Childress (Sr.) Springfield (H.S.)
:10.6	Jim Cramton (Jr.) Glen Ellyn (Glenbard West)
:10.6	Malcom Davis (Jr.) Chicago (Mendel)

HEAT NO. 1

Lane	No.	Competitor, School	Place	Time
1			_____	_____
2	417	Aaron Kaufman (Jr.) Auburn	_____	_____
3	539	Kenneth Hamilton (Sr.) Mounds (Meridian)	_____	_____
4	452	Cary Chandler (Sr.) Chicago (Luther South)	_____	_____
5	336	Chris DeMay (Sr.) Harvard	_____	_____
6	609	Clark Evans (Jr.) Farmington (F. East)	_____	_____
7	664	Dale Phillips (Sr.) Milledgeville	_____	_____
8			_____	_____

HEAT NO. 2

Lane	No.	Competitor, School	Place	Time
1			_____	_____
2	668	Jay Verbeck (Sr.) Port Byron (Riverdale)	_____	_____
3	338	Scott Bielski (Jr.) Hebron (Alden-H.)	_____	_____
4	112	Geoff Schoonover (Jr.) Normal (University)	_____	_____
5	75	Greg Manabat (So.) Pontiac	_____	_____
6	282	Dirik Haensch (Sr.) Plano	_____	_____
7	439	Paul Rodgers (Sr.) Rochester	_____	_____
8			_____	_____


HEAT NO. 3

Lane	No.	Competitor, School	Place	Time
1			_____	_____
2	15	Bob Shumaker (Fr.) Lewistown	_____	_____
3	301	Mike Pozzi (Sr.) Spring Valley (Hall)	_____	_____
4	143	Marty Nutter (Sr.) DuQuoin	_____	_____
5	466	Matt Wonsil (Sr.) Elgin (St. Edward)	_____	_____
6	49	Jason Cross (So.) Herscher	_____	_____
7	254	Joe Jones (Jr.) Taylor Ridge (Rockridge)	_____	_____
8			_____	_____

HEAT NO. 4

Lane	No.	Competitor, School	Place	Time	Lane	No.	Competitor, School	Place	Time
1			_____	_____	5	705	Mike Underwood (Sr.) Newman	_____	_____
2	605	Brett Charlton (So.) Eureka	_____	_____	6	566	Juan Starks (Fr.) Piasa (Southwestern)	_____	_____
3	187	Steve McGee (Sr.) Marshall	_____	_____	7	240	Bill Stewart (Sr.) Kewanee (H.S.)	_____	_____
4	451	Bob Keller (Sr.) Chicago (Luther North)	_____	_____	8			_____	_____

Lane	No.	Competitor, School	Place	Time	Lane	No.	Competitor, School	Place	Time
2	22	Rich Robson (Sr.) Mt. Sterling (Brown Co.)	_____	_____	2	403	Marcus Thomas (Jr.) St. Anne	_____	_____
3	521	Carlos Foster (Sr.) Dupo	_____	_____	3	100	Darrin Walker (Sr.) LeRoy	_____	_____
4	486	Willie Ashford (Sr.) Melrose Park (Walther Lutheran)	_____	_____	4	184	Tim McConchie (Sr.) Marshall	_____	_____
5	695	Terry Johnson (So.) Mahomet (M.-Seymour)	_____	_____	5	720	Fritz Cross (Jr.) Tuscola	_____	_____
6	561	Dave Sills (Sr.) Concord (Triopia)	_____	_____	6	151	Doug Comte (Sr.) Elkville (Elverado)	_____	_____
7	398	Marty Douglas (Jr.) Rossville (R.-Alvin)	_____	_____	7			_____	_____
8			_____	_____	8			_____	_____



Boys Class AA Competitors By Heat

(Boys Class AA Competitors Wear Numbers on Red)

(Note: Top 4 places each heat qualify for semifinals.)

(Note: Top 2 places each semifinal heat qualify for finals.)

HEAT NO. 1

Lane	No.	Competitor, School	Place	Time
1	681	Doug Corner (Jr.) Evanston (Twp.)	_____	_____
2	785	James Burtin (So.) Chicago (Julian)	_____	_____
3	31	Arthur Garrett (Jr.) East St. Louis (Sr.)	_____	_____
4	517	Bob Jelks (Sr.) Decatur (MacArthur)	_____	_____
5	629	Malcom Davis (Jr.) Chicago (Mendel)	_____	_____
6	71	Joe Corl (Sr.) Rockford (Boylan)	_____	_____
7	139	Phil Henry (Sr.) Wheaton (North)	_____	_____
8			_____	_____

HEAT NO. 2

Lane	No.	Competitor, School	Place	Time
1	59	Curt Justen (Sr.) McHenry (H.S.)	_____	_____
2	808	Eric Burrell (Sr.) Chicago (Manley)	_____	_____
3	14	Derek Stirewalt (Sr.) Belleville (West)	_____	_____
4	597	Jarrett Cooper (Sr.) Blue Island (Eisenhower)	_____	_____
5	104	Jim Cramton (Jr.) Glen Ellyn (Glenbard West)	_____	_____
6	258	Kelly Williams (Sr.) Chicago Hts. (Bloom)	_____	_____
7	410	Kelan Ritchie (Jr.) Rock Island (H.S.)	_____	_____
8			_____	_____

HEAT NO. 3

Lane	No.	Competitor, School	Place	Time
1	762	Vic Vernell (Jr.) Maywood (Proviso East)	_____	_____
2	512	Tony Jones (Sr.) Decatur (Eisenhower)	_____	_____
3	436	Albert Hill (Sr.) Aurora (West)	_____	_____
4	575	Michael Wright (Sr.) North Chicago	_____	_____
5	347	Tony Childress (Sr.) Springfield (H.S.)	_____	_____
6	823	Eddie Britton (Sr.) Chicago (Simeon)	_____	_____
7	226	Fred Grantham (Sr.) Mascoutah	_____	_____
8			_____	_____

HEAT NO. 4

Lane	No.	Competitor, School	Place	Time
1	160	John Angell (Sr.) Hoffman Estates (Conant)	_____	_____
2	593	Terry Brown (Sr.) Zion (Z.-Benton)	_____	_____
3	280	David Kuenzli (Sr.) Flossmoor (Homewood-F.)	_____	_____
4	626	David Moore (Sr.) Chicago (Mendel)	_____	_____
5	217	Craig Questell (Sr.) Harrisburg	_____	_____
6	359	Antonio Wofford (Jr.) Springfield (Southeast)	_____	_____
7	711	Brian Frey (So.) Winnetka (New Trier)	_____	_____
8			_____	_____

HEAT NO. 5

Lane	No.	Competitor, School	Place	Time
1	186	Earl Sewell (Sr.) Palatine (H.S.)	_____	_____
2	539	Ty Thomas (Jr.) Normal (Community)	_____	_____
3	809	Virgil Key (Sr.) Chicago (Morgan Park)	_____	_____
4	761	Joe Verneil (Sr.) Maywood (Proviso East)	_____	_____
5	580	Pat Cadichon (Jr.) Prairie View (Stevenson)	_____	_____
6	344	Milton Hammuck (Jr.) Springfield (H.S.)	_____	_____
7	404	Alec Morris (Sr.) Peoria (Richwoods)	_____	_____
8			_____	_____

HEAT NO. 6

Lane	No.	Competitor, School	Place	Time
1			_____	_____
2	437	Brad Page (Sr.) Aurora (West)	_____	_____
3	514	Eric Smith (Jr.) Decatur (MacArthur)	_____	_____
4	594	Terry Atwater (Sr.) Zion (Z.-Benton)	_____	_____
5	790	Keith Thomas (Sr.) Chicago (Kenwood)	_____	_____
6	356	Terrence Mays (Sr.) Springfield (Lanphier)	_____	_____
7	289	Al Singleton (So.) Kankakee (Sr.)	_____	_____
8			_____	_____

Boys Class A Competitors By Heat

(Boys Class A Competitors Wear Numbers on Green)

(Note: Top 12 times qualify for finals.)



800-METER RUN

How To Score The Finals

Final Place 1st 2nd 3rd 4th 5th 6th 7th 8th
Team Points 10 8 6 5 4 3 2 1

800-Meter Run Records

Key: IHSA = State Final Meet overall record; Class A = record for small schools; Class AA = record for large schools; FAT = Fully Automatic Timing; MT = Manual Timing.

NATIONAL—1:47.31 by Pete Richardson, Berkeley, CA, 1981

IHSA—1:48.9 (MT) by Dave Ayoub, Peoria (H.S.), 1977 (Finals)

Class A—1:53.3 (MT) by Ron Ackerman, Maple Park (Kaneland), 1975

Class AA—1:48.9 (MT) by Dave Ayoub, Peoria (H.S.), 1977 (Finals)

Event Data

	Class A	Class AA
Total Qualifiers	33	36
Total Regular Qualifiers	32	32
Total Extra Qualifiers	1	4
No. of Heats/Flights	2	3
Qualifying Standard	1:59.0	1:57.0

Class A Sectional Bests

1:55.7	Bob Carter (So.) Clinton
1:57.8	Mike Day (Sr.) Knoxville
1:57.9	Jerry Payne (Sr.) Easton
1:57.9	Pat German (Sr.) Argenta (A.-Oreana)
1:58.3	Dan Beebe (Sr.) Maple Park (Kaneland)
1:58.5	Mark Fowler (Sr.) Rushville
1:59.0	Tim Long (Sr.) Joy (Westmer)
1:59.0	Dennis Anderson (Sr.) Roseville
1:59.1	Trent Morrell (So.) Sciota (Northwestern)
1:59.1	Chad Johnson (Sr.) Atkinson

Class AA Sectional Bests

1:54.1	Kenny Gaston (Sr.) Chicago (South Shore)
1:54.1	Rich Kolasa (Sr.) Oak Forest
1:54.5	Steve Conlon (Sr.) Buffalo Grove
1:54.8	Cecil Shy (Jr.) East St. Louis (Lincoln)
1:54.8	Arthur Gillard (Sr.) Chicago (Robeson)
1:55.2	Tony Sissom (Sr.) Oswego
1:55.4	Mike Pankow (Sr.) Arlington Hts. (Forest View)
1:55.4	Aaron Rogers (So.) Chicago (C. Vocational)
1:55.6	Tobi Peters (So.) Chillicothe (IVC)
1:56.1	Mark Lishchynsky (Sr.) Schaumburg

HEAT NO. 1

Alley	No.	Competitor, School	Place	Time
1-1	82	Bob Carter (So.) Clinton	_____	_____
1-2	38	Trent Morrell (So.) Sciota (Northwestern)	_____	_____
1-3	522	Brian Mehrtens (Sr.) Dupo	_____	_____
1-4	587	Ritch Pinkerton (So.) White Hall (North Greene)	_____	_____
2-1	91	Jerry Payne (Sr.) Easton	_____	_____
2-2	68	Tim Hamann (Sr.) Manteno	_____	_____
2-3	191	Tom Maxwell (Sr.) Newton	_____	_____
2-4	565	Brad Stockstill (So.) Mt. Olive	_____	_____
3-1	339	Dan Beebe (Sr.) Maple Park (Kaneland)	_____	_____
3-2	182	Phil Leib (Sr.) Flora	_____	_____
3-3	433	Chuck Alexander (Jr.) Pawnee	_____	_____
3-4	540	Carry Blakemore (Jr.) Mounds (Meridian)	_____	_____
4-1	237	Tim Long (Sr.) Joy (Westmer)	_____	_____
4-2	331	Joe Stukenberg (Sr.) Forreston	_____	_____
4-3	285	Art Williams (Sr.) Princeton	_____	_____
4-4	722	Kyle Huber (Sr.) Westville	_____	_____
4-5	72	Jim Cermak (So.) Pontiac	_____	_____

HEAT NO. 2

Alley	No.	Competitor, School	Place	Time
1-1	615	Mike Day (Sr.) Knoxville	_____	_____
1-2	230	Chad Johnson (Sr.) Atkinson	_____	_____
1-3	297	Doug Rivara (Sr.) Spring Valley (Hall)	_____	_____
1-4	400	Andy Sutter (Sr.) Rossville (R.-Alvin)	_____	_____
2-1	80	Pat German (Sr.) Argenta (A.-Oreana)	_____	_____
2-2	126	Mitch Russell (So.) Carmi	_____	_____
2-3	718	Matt Myers (Sr.) Tolono (Unity)	_____	_____
2-4	404	Don Williams (Sr.) St. Anne	_____	_____
3-1	31	Mark Fowler (Sr.) Rushville	_____	_____
3-2	484	Dan Homeier (Jr.) Melrose Park (Walther Lutheran)	_____	_____
3-3	503	Chris Manalli (So.) West Chicago (Wheaton Christian)	_____	_____
3-4	445	Todd Horseman (Sr.) Shelbyville	_____	_____
4-1	629	Dennis Anderson (Sr.) Roseville	_____	_____
4-2	142	Brian Mifflin (Sr.) DuQuoin	_____	_____
4-3	651	Ron Leinen (Sr.) Galena	_____	_____
4-4	669	Paul Farral (Jr.) Prophetstown	_____	_____



Boys Class AA Competitors By Heat

(Boys Class AA Competitors Wear Numbers on Red)

(Note: Top 12 times qualify for finals.)

HEAT NO. 1

Alley	No.	Competitor, School	Place	Time
1-1	828	Kenny Gaston (Sr.) Chicago (South Shore)	_____	_____
1-2	682	Matt Heller (Sr.) Evanston (Twp.)	_____	_____
1-3	117	Billy Hutchens (Sr.) St. Charles (H.S.)	_____	_____
2-1	18	Cecil Shy (Jr.) East St. Louis (Lincoln)	_____	_____
2-2	254	Fabian Morton (Jr.) Chicago Hts. (Bloom)	_____	_____
2-3	613	Dave Nelson (Sr.) Chicago (Leo)	_____	_____
3-1	147	Mike Pankow (Sr.) Arlington Hts. (Forest View)	_____	_____
3-2	795	Dave Sosa (Jr.) Chicago (Lake View)	_____	_____
3-3	85	Cory Purifoy (Sr.) Rockford (West)	_____	_____
4-1	190	Mark Lishchynsky (Sr.) Schaumburg	_____	_____
4-2	105	Mark Kedzierski (Jr.) Glen Ellyn (Glenbard West)	_____	_____
4-3	352	Willie Grier (Sr.) Springfield (Lanphier)	_____	_____

HEAT NO. 2

Alley	No.	Competitor, School	Place	Time
1-1	292	Rich Kolasa (Sr.) Oak Forest	_____	_____
1-2	498	Brian Haas (Sr.) Bloomington (H.S.)	_____	_____
1-3	558	Rick Hughes (Sr.) Lake Forest (H.S.)	_____	_____
2-1	822	Arthur Gillard (Sr.) Chicago (Robeson)	_____	_____
2-2	487	Pete Thiel (Sr.) Naperville (North)	_____	_____
2-3	248	Nate Swenson (So.) Olney (East Richland)	_____	_____
3-1	841	Aaron Rogers (So.) Chicago (C. Vocational)	_____	_____
3-2	418	Mark Musselman (Sr.) Sterling (H.S.)	_____	_____
3-3	643	Mike Bayr (Sr.) Dolton (Thornridge)	_____	_____
4-1	694	Matt Kendall (Jr.) Northbrook (Glenbrook North)	_____	_____
4-2	724	Zack Boudreau (Sr.) Elmhurst (York)	_____	_____
4-3	348	Bobby Webb (Jr.) Springfield (H.S.)	_____	_____

HEAT NO. 3

Alley	No.	Competitor, School	Place	Time
1-1	156	Steve Conlon (Sr.) Buffalo Grove	_____	_____
1-2	158	Mike Wirth (Jr.) Elk Grove Village (E.G.)	_____	_____
1-3	532	Scott King (Jr.) Mattoon	_____	_____
2-1	496	Tony Sissom (Sr.) Oswego	_____	_____
2-2	27	Jessie Robinson (Jr.) East St. Louis (Sr.)	_____	_____
2-3	769	Praveen Tipirneni (Sr.) Oak Park (Fenwick)	_____	_____

Alley	No.	Competitor, School	Place	Time
3-1	367	Tobi Peters (So.) Chillicothe (IVC)	_____	_____
3-2	838	Tony Watkins (So.) Chicago (Tilden)	_____	_____
3-3	204	Faron Rushing (So.) Carbondale	_____	_____
4-1	372	Eric Hanson (Sr.) Dixon	_____	_____
4-2	46	Bob Crocker (Sr.) Belvidere	_____	_____
4-3	554	John Kavanaugh (Jr.) Grayslake	_____	_____

1986 Projected Team Points

Note: Points awarded on basis of 10-8-6-5-4-3-2-1 (1st eight places) at State Final.
1st Place Winners in parenthesis after school name.

CLASS A		CLASS AA	
School	Pts.	School	Pts.
Chicago (Luther South) (4)	48	Decatur (MacArthur) (3)	46
Geneva (1)	43	Chicago Hts. (Bloom) (3)	44
Yorkville (2)	36	Blue Island (Eisenhower) (1)	34
DuQuoin (2)	34	Naperville (North) (0)	22
St. Joseph (S.J.-Ogden) (2)	24	North Chicago (1)	21
Streator (Woodland) (2)	22	Franklin Park (Leyden) (2)	20
Newton (0)	22	East St. Louis (Sr.) (0)	18
Sullivan (1)	22	Mundelein (Carmel for Boys) (1)	18
Cairo (0)	19	Belvidere (0)	16
Normal, (Univ.) (0)	15	Palos Hills (Stagg) (0)	14
Freeburg (0)	13	Morton (0)	14
Herscher (0)	13	Oak Park-River Forest (0)	13
Kewanee (H.S.) (0)	12	Chicago (Mendel Catholic) (0)	13
Rushville (0)	12	LaGrange (Lyons) (0)	13
Clinton (0)	12	Chicago (Kenwood) (0)	12
Pontiac (0)	11	Elmhurst (York) (0)	12
Dupo (1)	10	Joliet (West) (0)	11
Melrose Park (Walther Lutheran) (0)	10	Tinley Park (H.S.) (1)	11
Christopher (1)	10	Maywood (Proviso East) (0)	11
Monmouth (H.S.) (1)	10	Glen Ellyn (Glenbard West) (1)	10
		Chicago (South Shore) (1)	10



800-METER RELAY

How To Score The Finals
Final Place 1st 2nd 3rd 4th 5th 6th 7th 8th
Team Points 10 8 6 5 4 3 2 1

800-Meter Relay Records

Key: IHSA = State Final Meet overall record; Class A = record for small schools; Class AA = record for large schools; FAT = Fully Automatic Timing; MT = Manual Timing.

NATIONAL—1:24.9 by Lake Charles (H.S.), LA (Efre Davis, Clarence Gray, Jr., Ronald Hayes, Orlando McDaniel), 1978

IHSA—1:25.7 (MT) by East St. Louis (Sr.) (Stanley Braggs, Lamar Pickett, Richard Townsend, Marvin Edmonds), 1975

Class A—1:28.17 (FAT) by Cairo (Eric Childs, Gary Sharp, Zack Graves, Al Williams), 1984 (Prelims)

Class AA—1:25.7 (MT) by East St. Louis (Sr.) (Stanley Braggs, Lamar Pickett, Richard Townsend, Marvin Edmonds), 1975

Event Data

	Class A	Class AA
Total Qualifiers	32	40
Total Regular Qualifiers	32	32
Total Extra Qualifiers	0	8
No. of Heats/Flights	4	5
Qualifying Standard	1:32.5	1:30.3

Class A Sectional Bests

1:29.1	Chicago (Luther South)
1:31.3	Herschler
1:31.7	Casey
1:31.8	Geneva
1:32.0	Kewanee (H.S.)
1:32.5	Cairo
1:32.6	Melrose Park (Walther Lutheran)
1:32.6	Spring Valley (Hall)
1:32.7	DuQuoin
1:32.8	Carterville

Class AA Sectional Bests

1:27.6	Blue Island (Eisenhower)
1:27.8	East St. Louis (Sr.)
1:28.4	Maywood (Proviso East)
1:28.4	Chicago (Weber)
1:28.5	Springfield (H.S.)
1:28.6	Flossmoor (Homewood-F.)
1:28.9	Chicago (Kenwood)
1:28.9	Evanston (Twp.)
1:29.0	Chicago Hts. (Bloom Trail)
1:29.1	Rock Island (H.S.)

Boys Class A Competitors By Heat

(Boys Class A Competitors Wear Numbers on Green)

(Note: Top 8 times qualify for finals.)

HEAT NO. 1

Lane	School	Place	Time
1	Knoxville	_____	_____
2	Normal (University)	_____	_____
3	Kankakee (McNamara)	_____	_____
4	Chicago (Luther South)	_____	_____
5	Kewanee (H.S.)	_____	_____
6	DuQuoin	_____	_____
7	Lena (L.-Winslow)	_____	_____
8	Arcola	_____	_____

HEAT NO. 2

Lane	School	Place	Time
1	St. Anne	_____	_____
2	Aledo	_____	_____
3	Carterville	_____	_____
4	Cairo	_____	_____
5	Herschler	_____	_____
6	Oakland	_____	_____
7	LeRoy	_____	_____
8	Hillsboro	_____	_____

HEAT NO. 3

Lane	School	Place	Time
1	Bismarck (B.-Henning)	_____	_____
2	Madison	_____	_____
3	Durand	_____	_____
4	Casey	_____	_____
5	Spring Valley (Hall)	_____	_____
6	Mahomet (M.-Seymour)	_____	_____
7	Staunton	_____	_____
8	Mt. Sterling (Brown Co.)	_____	_____

HEAT NO. 4

Lane	School	Place	Time
1	Shabbona	_____	_____
2	Lewistown	_____	_____
3	Galena	_____	_____
4	Geneva	_____	_____
5	Melrose Park (Walther Lutheran)	_____	_____
6	Pleasant Hill	_____	_____
7	Dunlap	_____	_____
8	Buffalo (Tri-City)	_____	_____



Boys Class AA Competitors By Heat

(Boys Class AA Competitors Wear Numbers on Red)

(Note: Top 8 times qualify for finals.)

HEAT NO. 1

Lane	School	Place	Time
1	Hillside (Proviso West)	_____	_____
2	Aurora (West)	_____	_____
3	Chicago Hts. (Bloom)	_____	_____
4	Blue Island (Eisenhower)	_____	_____
5	Flossmoor (Homewood-F.)	_____	_____
6	North Chicago	_____	_____
7	Joliet (Central)	_____	_____
8	Zion (Z.-Benton)	_____	_____

HEAT NO. 3

Lane	School	Place	Time
1	Springfield (Southeast)	_____	_____
2	Harvey (Thornton)	_____	_____
3	Kankakee (Sr.)	_____	_____
4	Chicago (Weber)	_____	_____
5	Chicago (Kenwood)	_____	_____
6	Rockford (East)	_____	_____
7	Rantoul	_____	_____
8	Palatine (Fremd)	_____	_____

HEAT NO. 2

Lane	School	Place	Time
1	Alton (Sr.)	_____	_____
2	Chicago (Morgan Park)	_____	_____
3	Chicago (Mendel)	_____	_____
4	East St. Louis (Sr.)	_____	_____
5	Evanston (Twp.)	_____	_____
6	Olympia Fields (Rich Central)	_____	_____
7	McHenry (H.S.)	_____	_____
8	Palatine (H.S.)	_____	_____

HEAT NO. 4

Lane	School	Place	Time
1	O'Fallon	_____	_____
2	Wheaton (North)	_____	_____
3	Winnetka (New Trier)	_____	_____
4	Maywood (Proviso East)	_____	_____
5	Chicago Hts. (Bloom Trail)	_____	_____
6	East Moline (United)	_____	_____
7	Joliet (Catholic)	_____	_____
8	Chicago (Simeon)	_____	_____

HEAT NO. 5

Lane	School	Place	Time
1	Chicago (South Shore)	_____	_____
2	Rockford (West)	_____	_____
3	Naperville (Central)	_____	_____
4	Springfield (H.S.)	_____	_____
5	Rock Island (H.S.)	_____	_____
6	Danville (H.S.)	_____	_____
7	Villa Park (Willowbrook)	_____	_____
8	Mt. Carmel	_____	_____

Charting the 1985-86 Class A Sectionals

Site	No. Schools Assigned	No. Schools Advancing to State Final	Total Advancing Competitors
Casey (Robinson)	21	15	46
Clinton	23	13	46
Coal City	19	10	40
Dunlap	24	15	46
Erie	19	15	45
Fairfield	20	11	45
Lewistown	16	11	39
Lisle (Sr.)	24	15	53
Monticello	27	16	41
Oregon	26	18	56
Pittsfield	21	14	41
Plano	23	13	57
Red Bud	23	14	48
Rochester	21	12	39
Sherrard	22	12	42
Watseka	17	13	40
Class A Totals	346	217	724

Charting the Class AA Sectionals

Site	No. Schools Assigned	No. Schools Advancing to State Final	Total Advancing Competitors
Belleville (East)	14	8	42
Blue Island (Eisenhower)	18	14	71
Champaign (Centennial)	15	11	54
Chicago Hts. (Bloom)	18	11	68
Chicago Public League	64	19	76
Crystal Lake (Central)	18	13	49
Hinsdale (Central)	15	12	64
Hoffman Estates (Conant)	16	13	57
Mt. Vernon	15	12	48
Naperville (Central)	21	16	73
Springfield (Lanphier)	17	11	47
Sterling (H.S.)	18	13	61
Wheaton (North)	19	14	53
Wilmette (Loyola)	17	15	47
Zion (Z.-Benton)	16	10	45
Class AA Totals	301	192	855
Statewide Totals	647	409	1,578



400-METER DASH

How To Score The Finals
Final Place 1st 2nd 3rd 4th 5th 6th 7th 8th
Team Points 10 8 6 5 4 3 2 1

400-Meter Dash Records

Key: IHSA = State Final Meet overall record; Class A = record for small schools; Class AA = record for large schools; FAT = Fully Automatic Timing; MT = Manual Timing.

NATIONAL—:45.5 by Anthony Ketchum, Needville (H.S.), TX, 1981
IHSA—:46.51 (FAT) by Harold Leonard, Chicago (Mt. Carmel), 1985 (Finals) (:46.4 MT)
Class A—:46.68 (FAT) by Rich Roper, Girard, 1985 (Finals)
Class AA—:46.51 (FAT) by Harold Leonard, Chicago (Mt. Carmel), 1985 (Finals) (46.4 MT)

Event Data

	Class A	Class AA
Total Qualifiers	32	43
Total Regular Qualifiers	32	32
Total Extra Qualifiers	0	11
No. of Heats/Flights	4	6
Qualifying Standard	:51.0	:50.0

Class A Sectional Bests

:50.0	Scott Fintzen (Sr.) Geneva
:50.4	Bruce Edwards (Jr.) Norris City (N.C.-Omaha)
:50.5	Porrey Price (Sr.) Chicago (Luther South)
:50.8	Andy Argo (Jr.) Stanford (Olympia)
:50.8	Troy Stairwalt (Sr.) Galva
:50.8	Ron Mouw (Jr.) LaGrange Park (Nazareth Acad.)
:50.8	Rich Schipper (Sr.) Taylor Ridge (Rockridge)
:50.9	Brian Carpenter (So.) Freeburg
:51.0	Mark Ruscin (Sr.) Sullivan
:51.0	Danny Neilson (Jr.) Moweaqua

Class AA Sectional Bests

:46.6	Jim Cramton (Jr.) Glen Ellyn (Glenbard West)
:48.1	Matt Howe (Sr.) Belvidere
:48.2	Mike Taylor (Jr.) Chicago (Kenwood)
:48.6	Alan Turner (Jr.) North Chicago
:49.0	Lewis Brandon (Jr.) Chicago (Quigley South)
:49.0	Tommie Reynolds (Jr.) Decatur (MacArthur)
:49.0	Steve Kelly (So.) Joliet (West)
:49.2	Lanell Marsh (Sr.) Centralia
:49.2	John Stinson (Sr.) Chicago (Lane)
:49.2	Pat Cadichon (Jr.) Prairie View (Stevenson)

Boys Class A Competitors By Heat

(Boys Class A Competitors Wear Numbers on Green)

(Note: Top 8 times qualify for finals.)

HEAT NO. 1

Lane	No.	Competitor, School	Place	Time
1	337	John Stricker (Sr.) Harvard	_____	_____
2	513	Stanley Crume (Jr.) Cairo	_____	_____
3	711	Mark Ruscin (Sr.) Sullivan	_____	_____
4	267	Scott Fintzen (Sr.) Geneva	_____	_____
5	119	Andy Argo (Jr.) Stanford (Olympia)	_____	_____
6	609	Clark Evans (Jr.) Farmington (F. East)	_____	_____
7	569	Tad Secor (Sr.) Piasa (Southwestern)	_____	_____
8	677	Allan Arb (Jr.) Savanna	_____	_____

HEAT NO. 2

Lane	No.	Competitor, School	Place	Time
1	687	Danney Martin (Jr.) Cerro Gordo	_____	_____
2	562	Dirk Matuska (Jr.) Girard	_____	_____
3	429	Danny Neilson (Jr.) Moweaqua	_____	_____
4	155	Bruce Edwards (Jr.) Norris City (N.C.-Omaha-Enfield)	_____	_____
5	470	Ron Mouw (Jr.) LaGrange Park (Nazareth Academy)	_____	_____
6	208	K. L. Kimmel (Sr.) Robinson	_____	_____
7	33	Todd Ward (Sr.) Rushville	_____	_____
8	640	Cary Black (Sr.) Erie	_____	_____

HEAT NO. 3

Lane	No.	Competitor, School	Place	Time
1	39	Gary White (Fr.) Warsaw	_____	_____
2	440	James Duban (Sr.) Rochester	_____	_____
3	76	Phil Sartoris (Sr.) Pontiac	_____	_____
4	453	Porrey Price (Sr.) Chicago (Luther South)	_____	_____
5	256	Rich Schipper (Sr.) Taylor Ridge (Rockridge)	_____	_____
6	271	Tim Cottier (Sr.) Geneva	_____	_____
7	605	Brett Charlton (So.) Eureka	_____	_____
8	383	John Keeley (Sr.) Colfax (Octavia)	_____	_____

HEAT NO. 4

Lane	No.	Competitor, School	Place	Time	Lane	No.	Competitor, School	Place	Time
1	181	Wes Greenwood (So.) Flora	_____	_____	5	530	Brian Carpenter (So.) Freeburg	_____	_____
2	110	Mark Bryant (Sr.) Normal (University)	_____	_____	6	318	Jim Getzelman (Sr.) Byron	_____	_____
3	149	Rusty Mosby (Fr.) Eldorado	_____	_____	7	41	Dave Wigent (Sr.) Braidwood (Reed Custer)	_____	_____
4	235	Troy Stairwalt (Sr.) Galva	_____	_____	8	388	Aaron Doty (Sr.) Hoopeston (H.-East Lynn)	_____	_____



Boys Class AA Competitors By Heat

(Boys Class AA Competitors Wear Numbers on Red)

(Note: Top 8 times qualify for finals.)

HEAT NO. 1

Lane	No.	Competitor, School	Place	Time
1	145	Kevin Pokorny (Sr.) Algonquin (Jacobs)	_____	_____
2	840	Dorian Welch (Jr.) Chicago (C. Vocational)	_____	_____
3	695	Joe Pitrone (Sr.) Park Ridge (Maine East)	_____	_____
4	104	Jim Cramton (Jr.) Glen Ellyn (Glenbard West)	_____	_____
5	635	Lewis Brandon (Jr.) Chicago (Quigley South)	_____	_____
6	84	Grant Goodson (Sr.) Rockford (Guilford)	_____	_____
7	489	Dave Kuhl (Sr.) Naperville (North)	_____	_____
8	7	Brett Kessler (Jr.) Belleville (Althoff)	_____	_____

HEAT NO. 4

Lane	No.	Competitor, School	Place	Time
1	750	Devin Strejc (Sr.) LaGrange (Lyons)	_____	_____
2	126	Mark Petrakovitz (Sr.) Villa Park (Willowbrook)	_____	_____
3	285	Tyrone Norsworthy (Sr.) Kankakee (Sr.)	_____	_____
4	573	Alan Turner (Jr.) North Chicago	_____	_____
5	798	John Stinson (Sr.) Chicago (Lane)	_____	_____
6	529	Kent Reel (Sr.) Mattoon	_____	_____
7	783	Jerry Flowers (Jr.) Chicago (Harlan)	_____	_____
8			_____	_____

HEAT NO. 2

Lane	No.	Competitor, School	Place	Time
1	5	Willie Redditt (Sr.) Alton (Sr.)	_____	_____
2	401	Odell Sazone (Fr.) Peoria (H.S.)	_____	_____
3	834	Ernest Fogle (Sr.) Chicago (South Shore)	_____	_____
4	45	Matt Howe (Sr.) Belvidere	_____	_____
5	213	Lanell Marsh (Sr.) Centralia	_____	_____
6	672	Mike Fountain (Sr.) Chicago (St. Ignatius)	_____	_____
7	581	Vince Smith (Sr.) Prairie View (Stevenson)	_____	_____
8			_____	_____

HEAT NO. 5

Lane	No.	Competitor, School	Place	Time
1	402	Tom Wilson (Fr.) Peoria (H.S.)	_____	_____
2	664	Anthony White (So.) South Holland (Thornwood)	_____	_____
3	454	Brian Kincaid (Jr.) Downers Grove (South)	_____	_____
4	515	Tommie Reynolds (Jr.) Decatur (MacArthur)	_____	_____
5	296	Al Randolph (Sr.) Oak Forest	_____	_____
6	444	Darryl Triplett (Sr.) Bolingbrook	_____	_____
7	222	Aaron Russell (Jr.) Marion (H.S.)	_____	_____
8			_____	_____

HEAT NO. 3

Lane	No.	Competitor, School	Place	Time
1	773	William Garbe (Jr.) Oak Park (O.P.-River Forest)	_____	_____
2	174	Rick Ledford (Sr.) Palatine (Fremd)	_____	_____
3	63	John Kisner (Sr.) Rochelle	_____	_____
4	788	Mike Taylor (Jr.) Chicago (Kenwood)	_____	_____
5	580	Pat Cadichon (Jr.) Prairie View (Stevenson)	_____	_____
6	504	Troy Gray (Jr.) Champaign (Centennial)	_____	_____
7	428	James Brown (Jr.) Aurora (East)	_____	_____
8			_____	_____

HEAT NO. 6

Lane	No.	Competitor, School	Place	Time
1	342	Mike McFadden (Sr.) Springfield (Griffin)	_____	_____
2	562	John Huster (Jr.) Libertyville	_____	_____
3	118	Peter Schauer (Sr.) Streamwood	_____	_____
4	468	Steve Kelly (So.) Joliet (West)	_____	_____
5	828	Kenny Gaston (Sr.) Chicago (South Shore)	_____	_____
6	646	Phil Russell (Sr.) Dolton (Thornridge)	_____	_____
7	319	Greg Cave (Sr.) Jacksonville (H.S.)	_____	_____
8			_____	_____



Boys Class A Competitors By Heat

(Boys Class A Competitors Wear Numbers on Green)

(Note: Top 8 times qualify for finals.)

300-METER LOW HURDLES

How To Score The Finals

Final Place 1st 2nd 3rd 4th 5th 6th 7th 8th
Team Points 10 8 6 5 4 3 2 1

300-Meter Low Hurdles Records

Key: IHSA = State Final Meet overall record; Class A = record for small schools; Timing.

Class AA = record for large schools; FAT = Fully Automatic Timing; MT = Manual Timing.

NATIONAL—:35.32 by George Porter, Lompac (Cabrillo), CA, 1985
IHSA MT—:36.0 (MT) by Greg Foster, Maywood (Proviso East), 1975 (Finals)
 :36.03 (FAT) by Pat McGhee, Aurora (East), 1984 (Finals)
Class A—:37.4 (MT) by Scot Adamson, Moweaqua, 1983 (Prelims)
 (:37.42 FAT)
Class AA—:36.0 (MT) by Greg Foster, Maywood (Proviso East), 1975 (Finals)
 :36.03 (FAT) by Pat McGhee, Aurora (East), 1984 (Finals)

Event Data

	Class A	Class AA
Total Qualifiers	34	40
Total Regular Qualifiers	32	32
Total Extra Qualifiers	2	8
No. of Heats/Flights	5	5
Qualifying Standard	:39.6	:38.4

Class A Sectional Bests

:37.6	David Cox (Sr.) Yorkville
:38.9	Cary Jackson (Sr.) Newton
:39.0	Kyle Keun (Sr.) Geneva
:39.1	Matt Cesarone (Sr.) Geneva
:39.2	Jon Micetich (Sr.) Coak City
:39.2	Paul Beegle (Sr.) Stillman Valley
:39.4	Edwin Gregory (So.) Chicago (St. Benedict)
:39.5	Jim Mulvany (Sr.) Carterville
:39.6	Fred Luchtenburg (Sr.) Elmhurst (Timothy Christ)
:39.6	Cary Lehman (Sr.) Norridge (Ridgewood)

Class AA Sectional Bests

:37.0	Bart Smith (So.) Naperville (North)
:37.2	Jimmy Walker (Sr.) Chicago Hts. (Bloom)
:37.3	Scott Przybyla (Sr.) Crystal Lake (South)
:37.3	Steve Syers (Sr.) Elmwood Park
:37.4	Dennis Malloy (Sr.) Rantoul
:37.5	Tracey Drew (Sr.) Aurora (East)
:37.6	Arthur Sargent (Sr.) East St. Louis (Sr.)
:37.6	Elliott Kennedy (Sr.) Decatur (MacArthur)
:37.6	John Bonino (Sr.) Elmhurst (York)
:37.8	Courtney Stephans (Jr.) Flossmoor (Homewood-F.)
:37.8	Phil Whitehead (Sr.) Joliet (Central)

HEAT NO. 1

Lane No.	Competitor, School	Place	Time
1		_____	_____
2	635 Jim Keith (Jr.) Washburn (Lowpoint-W.)	_____	_____
3	525 Greg Eller (Jr.) Greenville	_____	_____
4	313 David Cox (Sr.) Yorkville	_____	_____
5	363 Paul Beegle (Sr.) Stillman Valley	_____	_____
6	404 Don Williams (Sr.) St. Anne	_____	_____
7	42 Rick Luna (Jr.) Braidwood (Reed Custer)	_____	_____
8	557 Eric Ditman (Sr.) Carrollton	_____	_____

HEAT NO. 2

Lane No.	Competitor, School	Place	Time
1		_____	_____
2	442 Joe Fisher (So.) Rochester	_____	_____
3	236 Judd Lord (Sr.) Galva	_____	_____
4	194 Cary Jackson (Sr.) Newton	_____	_____
5	464 Edwin Gregory (So.) Chicago (St. Benedict)	_____	_____
6	505 Chad Knight (Sr.) Anna (A.-Jonesboro)	_____	_____
7	255 Kris Bisby (Sr.) Taylor Ridge (Rockridge)	_____	_____
8	696 David Matherly (Sr.) Mahomet (M.-Seymour)	_____	_____

HEAT NO. 3

Lane No.	Competitor, School	Place	Time
1		_____	_____
2	125 Bryan Hartsock (Jr.) Tremont	_____	_____
3	630 Paul Long (Sr.) Roseville	_____	_____
4	131 Jim Mulvany (Sr.) Carterville	_____	_____
5	264 Kyle Keun (Sr.) Geneva	_____	_____
6	<u>706 Bryan Benso (Sr.)</u> St. Joseph (S.J.-Ogden)	_____	_____
7	588 Jason DeVino (Fr.) White Hall (North Greene)	_____	_____
8	656 Doug Stuepfert (Jr.) LaMoille	_____	_____

HEAT NO. 4

Lane No.	Competitor, School	Place	Time	Lane No.	Competitor, School	Place	Time
1		_____	_____	5	469 Fred Luchtenburg (Sr.) Elmhurst (Timothy Christian)	_____	_____
2	30 Bill Toland (Sr.) Rushville	_____	_____	6	180 Greg Green (So.) Effingham (St. Anthony)	_____	_____
3	145 Craig Tuthill (Sr.) DuQuoin	_____	_____	7	118 John Marquis (So.) Stanford (Olympia)	_____	_____
4	269 Matt Cesarone (Sr.) Geneva	_____	_____	8	646 Mike Hill (Jr.) Fulton (H.S.)	_____	_____

HEAT NO. 5

Lane	No.	Competitor, School	Place	Time	Lane	No.	Competitor, School	Place	Time
1			_____	_____	5	494	Cary Lehman (Sr.) Norridge (Ridgewood)	_____	_____
2	5	Dave Moellring (Jr.) Camp Point (Central)	_____	_____	6	369	Brett Dougherty (Sr.) Winnebago	_____	_____
3	436	Corey Franklin (Jr.) Riverton	_____	_____	7	387	Scott Hall (Jr.) Gibson City	_____	_____
4	43	Jon Micetich (Sr.) Coal City	_____	_____	8			_____	_____



Boys Class AA Competitors By Heat

(Boys Class AA Competitors Wear Numbers on Red)

(Note: Top 8 times qualify for finals.)

HEAT NO. 1

Lane	No.	Competitor, School	Place	Time
1	660	Nick Kosmitis (Jr.) Lansing (T.F. South)	_____	_____
2	261	Anthony Denham (Sr.) Chicago Hts. (Bloom)	_____	_____
3	275	Courtney Stephans (Jr.) Flossmoor (Homewood-F.)	_____	_____
4	488	Bart Smith (So.) Naperville (North)	_____	_____
5	425	Tracey Drew (Sr.) Aurora (East)	_____	_____
6	357	Kevyn Samuels (Sr.) Springfield (Lanphier)	_____	_____
7	364	Scott Carter (Sr.) Chillicothe (IVC)	_____	_____
8	820	Frank Brown (Sr.) Chicago (Robeson)	_____	_____

HEAT NO. 3

Lane	No.	Competitor, School	Place	Time
1	170	Ken Blazek (Sr.) Mt. Prospect (Prospect)	_____	_____
2	851	Mark Clancy (Jr.) Chicago (Young)	_____	_____
3	77	Travis Smith (Sr.) Rockford (East)	_____	_____
4	732	Steve Syers (Sr.) Elmwood Park	_____	_____
5	516	Elliott Kennedy (Sr.) Decatur (MacArthur)	_____	_____
6	198	Bob Holzer (Sr.) Wheeling	_____	_____
7	210	Brett Weathersby (Sr.) Centralia	_____	_____
8	595	Jeff Koskinen (Sr.) Zion (Z.-Benton)	_____	_____

HEAT NO. 2

Lane	No.	Competitor, School	Place	Time
1	106	Scott Ellinger (Sr.) Glen Ellyn (Glenbard West)	_____	_____
2	601	Del Wilson (Jr.) Blue Island (Eisenhower)	_____	_____
3	44	Cary Schoeppach (Sr.) Belvidere	_____	_____
4	255	Jimmy Walker (Sr.) Chicago Hts. (Bloom)	_____	_____
5	725	John Bonino (Sr.) Elmhurst (York)	_____	_____
6	812	Derwin Williams (Sr.) Chicago (Morgan Park)	_____	_____
7	497	Bernard Winston (Sr.) Romeoville	_____	_____
8	686	Ron Champaign (Jr.) Evanston (Twp.)	_____	_____

HEAT NO. 4

Lane	No.	Competitor, School	Place	Time
1	119	Rod Luzinski (Sr.) Streamwood	_____	_____
2	704	John Brannigan (Sr.) Wilmette (Loyola)	_____	_____
3	726	Dave Rowe (Sr.) Elmhurst (York)	_____	_____
4	53	Scott Przybyla (Sr.) Crystal Lake (South)	_____	_____
5	33	Arthur Sargent (Sr.) East St. Louis (Sr.)	_____	_____
6	540	Andy Ommen (Jr.) Normal (Community)	_____	_____
7	78	Anthony Wilson (Sr.) Rockford (East)	_____	_____
8	249	Phil Skaggs (Sr.) Salem	_____	_____

HEAT NO. 5

Lane	No.	Competitor, School	Place	Time	Lane	No.	Competitor, School	Place	Time
1	37	Tyronne Johnson (Jr.) East St. Louis (Sr.)	_____	_____	5	460	Phil Whitehead (Sr.) Joliet (Central)	_____	_____
2	385	Jim Varga (Sr.) Geneseo (Darnall)	_____	_____	6	339	Donald Glover (Sr.) Peoria (Manual)	_____	_____
3	572	Billie King (Sr.) North Chicago	_____	_____	7	438	Raphael Brooks (Sr.) Aurora (West)	_____	_____
4	547	Dennis Malloy (Sr.) Rantoul	_____	_____	8	819	Dennis Russell (Sr.) Chicago (Robeson)	_____	_____

Boys Class A Competitors By Heat

(Boys Class A Competitors Wear Numbers on Green)

(Note: Top 12 times qualify for finals.)



1600-METER RUN

How To Score The Finals

Final Place 1st 2nd 3rd 4th 5th 6th 7th 8th
Team Points 10 8 6 5 4 3 2 1

1600-Meter Run Records

Key: IHSA = State Final Meet overall record; Class A = record for small schools; Class AA = record for large schools; FAT = Fully Automatic Timing; MT = Manual Timing.

NATIONAL—3:58.3 by Jim Ryun, Wichita (East), KS, 1965

IHSA—4:07.1 (MT) by Andy Isla-Rubert, Hillside (Proviso West), 1970

Class A—4:16.8 (MT) by Greg Hill, Freeburg, 1981 (Finals)

Class AA—4:07.45 (FAT) by Mark Deady, Prairie View (Stevenson), 1985 (Finals) (4:07.3 MT)

Event Data

	Class A	Class AA
Total Qualifiers	35	41
Total Regular Qualifiers	32	32
Total Extra Qualifiers	3	9
No. of Heats/Flights	2	3
Qualifying Standard	4:31.0	4:24.5

Class A Sectional Bests

4:25.1	Troy Maddux (Sr.) Streator (Woodland)
4:25.1	Rich Heth (Sr.) Yorkville
4:25.5	Todd Lopeman (So.) Pontiac
4:26.1	Tony Fernatt (Jr.) Beecher
4:28.8	Wayne Bloemer (Sr.) Teutopolis
4:28.9	Rob Carter (So.) Clinton
4:29.0	Brian Wittwer (Sr.) Princeton
4:29.6	Mike Ashworth (Jr.) Normal (University)
4:29.8	Mike Shaffer (Sr.) Shelbyville
4:29.9	Steve Schwarting (Jr.) Spring Valley (Hall)

Class AA Sectional Bests

4:17.5	Mitch McCormick (Sr.) Franklin Park (Leyden)
4:17.9	Dave Braun (Sr.) Elmhurst (York)
4:18.0	Ty Thiel (Jr.) Naperville (North)
4:18.3	Rich Gasparini (Sr.) Rockford (East)
4:18.6	Len Sitko (Jr.) Niles (Notre Dame)
4:18.7	Norman Bilsbury (Sr.) Alton (Sr.)
4:18.7	Jeff Henry (Sr.) Oswego
4:19.9	Andre Fomby (Sr.) Roselle (Lake Park)
4:20.4	Mike Beebe (So.) Glen Ellyn (Glenbard South)
4:20.5	Nick Schwartz (So.) Centralia

SECTION NO. 1

Alley	No.	Competitor, School	Place	Time
1-1	305	Troy Maddux (Sr.) Streator (Woodland)	_____	_____
1-2	448	Mike Shaffer (Sr.) Shelbyville	_____	_____
1-3	468	Ken Greenfield (So.) Elmhurst (Timothy Christian)	_____	_____
1-4	564	Bruce Puterbaugh (Sr.) Kinderhook (West Pike)	_____	_____
2-1	73	Todd Lopeman (So.) Pontiac	_____	_____
2-2	104	Roger Rivera (So.) Mason City	_____	_____
2-3	26	Mark Couch (Jr.) Rushville	_____	_____
2-4	653	Jason Thimmesch (Jr.) Galena	_____	_____
3-1	82	Rob Carter (So.) Clinton	_____	_____
3-2	625	Rob Billingsley (Sr.) Monmouth (H.S.)	_____	_____
3-3	342	Scott Edwards (Sr.) Maple Park (Kaneland)	_____	_____
3-4	21	Chris Swann (Sr.) Liberty	_____	_____
4-1	113	Mike Ashworth (Jr.) Normal (University)	_____	_____
4-2	242	Mark Peterson (Jr.) Kewanee (H.S.)	_____	_____
4-3	508	Jeff Albers (Jr.) Breese (Mater Dei)	_____	_____
4-4	587	Ritch Pinkerton (So.) White Hall (North Greene)	_____	_____
4-5	228	Tom Patton (Sr.) Atkinson	_____	_____

SECTION NO. 2

Alley	No.	Competitor, School	Place	Time
1-1	314	Rick Heth (Sr.) Yorkville	_____	_____
1-2	295	Steve Schwarting (Jr.) Spring Valley (Hall)	_____	_____
1-3	636	Sean Pollard (Sr.) Washburn (Lowpoint-W.)	_____	_____
1-4	409	Blaine Noble (Sr.) Watseka	_____	_____
2-1	40	Tony Fernatt (Jr.) Beecher	_____	_____
2-2	193	Tom Allen (Sr.) Newton	_____	_____
2-3	547	Mike Kershaw (Sr.) Sparta	_____	_____
2-4	712	Derik Eaton (Sr.) Sullivan	_____	_____
3-1	213	Wayne Bloemer (Sr.) Teutopolis	_____	_____
3-2	427	David Knisley (Jr.) Hillsboro	_____	_____
3-3	490	Bob Hamm (So.) Norridge (Ridgewood)	_____	_____
3-4	681	Ky Borgstadt (Sr.) Walnut	_____	_____
3-5	144	Aaron Swallers (Jr.) DuQuoin	_____	_____
4-1	287	Brian Wittwer (Sr.) Princeton	_____	_____
4-2	368	Brian Crull (Sr.) Winnebago	_____	_____
4-3	154	Mike Hillyard (So.) Norris City (N.C.-Omaha-Enfield)	_____	_____
4-4	715	Bill Decker (Jr.) Tolono (Unity)	_____	_____
4-5	382	Kregg Ummel (Jr.) Colfax (Octavia)	_____	_____



Boys Class AA Competitors By Heat

(Boys Class AA Competitors Wear Numbers on Red)

(Note: Top 12 times qualify for finals.)

SECTION NO. 1

SECTION NO. 2

Alley No.	Competitor, School	Place	Time	Alley No.	Competitor, School	Place	Time
1-1	733 Mitch McCormick (Sr.) Franklin Park (Leyden)	_____	_____	1-1	723 Dave Braun (Sr.) Elmhurst (York)	_____	_____
1-2	673 Dan Kieclhefer (Jr.) Chicago (St. Ignatius)	_____	_____	1-2	455 Tom Campana (Jr.) Downers Grove (South)	_____	_____
1-3	405 Dave Terronez (Sr.) Rock Island (Alleman)	_____	_____	1-3	475 Matt Meinz (Sr.) Naperville (Central)	_____	_____
2-1	79 Rich Gasparini (Sr.) Rockford (East)	_____	_____	2-1	692 Ken Sitko (Jr.) Niles (Notre Dame)	_____	_____
2-2	271 Jim Fagan (Sr.) Flossmoor (Homewood-F.)	_____	_____	2-2	731 Dave Tamburrino (Jr.) Elmwood Park	_____	_____
2-3	450 Tony Laskowski (Fr.) Downers Grove (North)	_____	_____	2-3	636 Bill O'Connell (Sr.) Chicago (Quigley South)	_____	_____
3-1	6 Norman Bilsbury (Sr.) Alton (Sr.)	_____	_____	3-1	111 Andre Fomby (Sr.) Roselle (Lake Park)	_____	_____
3-2	274 Ron Fagan (Sr.) Flossmoor (Homewood-F.)	_____	_____	3-2	165 Craig Steele (Sr.) Hoffman Estates (H.S.)	_____	_____
3-3	518 Brett Scholtz (So.) Decatur (MacArthur)	_____	_____	3-3	351 Monty Flynn (Jr.) Springfield (Lanphier)	_____	_____
3-4	797 Darren Mirkarimi (Jr.) Chicago (Lane Tech)	_____	_____	3-4	849 Ken Stuart (Sr.) Chicago (Young)	_____	_____
4-1	209 Nick Schwartz (So.) Centralia	_____	_____	4-1	267 Chris Heldt (Sr.) Chicago Hts. (Bloom Trail)	_____	_____
4-2	719 Ray Kozak (Sr.) Darien (Hinsdale South)	_____	_____	4-2	331 Phil Palmer (Jr.) East Peoria	_____	_____
4-3	76 Pat McCann (Jr.) Rockford (East)	_____	_____	4-3	841 Aaron Rogers (So.) Chicago (C. Vocational)	_____	_____
4-4	571 Nathan Sweet (Fr.) Mundelein (H.S.)	_____	_____	4-4	18 Cecil Shy (Jr.) East St. Louis (Lincoln)	_____	_____

SECTION NO. 3

Alley No.	Competitor, School	Place	Time
1-1	484 Ty Thiel (Jr.) Naperville (North)	_____	_____
1-2	220 Mark Bybee (Sr.) Harrisburg	_____	_____
1-3	191 Mike Schuck (Jr.) Schaumburg	_____	_____
2-1	493 Jeff Henry (Sr.) Oswego	_____	_____
2-2	633 Rodney Chambers (Sr.) Chicago (Mendel)	_____	_____
2-3	388 Mark Scheirer (So.) Metamora	_____	_____
3-1	99 Mike Beebe (So.) Glen Ellyn (Glenbard South)	_____	_____
3-2	705 Tom O'Rourke (Sr.) Wilmette (Loyola)	_____	_____
3-3	505 Mark Riddle (Jr.) Charleston	_____	_____
4-1	197 Marc Burns (Sr.) Wheeling	_____	_____
4-2	147 Mike Pankow (Sr.) Arlington Hts. (Forest View)	_____	_____
4-3	796 Eric Bonatz (Sr.) Chicago (Lane Tech)	_____	_____
4-4	563 Scott Hughes (Jr.) Libertyville	_____	_____



200-METER DASH

How To Score The Finals
Final Place 1st 2nd 3rd 4th 5th 6th 7th 8th
Team Points 10 8 6 5 4 3 2 1

200-Meter Dash Records

Key: IHSA = State Final Meet overall record; Class A = record for small schools; Class AA = record for large schools; FAT = Fully Automatic Timing; MT = Manual Timing.

NATIONAL—:20.0 by Roy Martin, Dallas (Roosevelt), Texas, 1985
IHSA—:21.1 (MT) by Howard Jones, Evanston (Twp.), 1971
Class A—:21.4 (MT) by David Washington, Melrose Park (Walther Lutheran), 1984 (Finals)
Class AA—:21.47 (FAT) by Harold Leonard, Chicago (Mt. Carmel), 1985 (Semis) (:21.3 MT)

Event Data

	Class A	Class AA
Total Qualifiers	35	52
Total Regular Qualifiers	32	32
Total Extra Qualifiers	3	20
No. of Heats/Flights	7	8
Qualifying Standard	:22.8	:22.4

Class A Sectional Bests

:22.2	Cary Chandler (Sr.) Chicago (Luther South)
:22.3	Bob Keller (Sr.) Chicago (Luther North)
:22.4	Kenneth Hamilton (Sr.) Mounds (Meridian)
:22.5	Jim Stone (So.) Trenton (Wesclin)
:22.6	Marty Nutter (Sr.) DuQuoin
:22.6	Ernest Woods (Sr.) Chicago (Luther South)
:22.7	Trent Barnett (Jr.) Carmi
:22.8	Eric Leiser (Jr.) Herscher
:22.8	Deverin Hawkins (So.) Cairo
:22.8	Craig Wolski (Sr.) Lemont (H.S.)

Class AA Sectional Bests

:20.8	Bob Jelks (Sr.) Decatur (MacArthur)
:21.1	Jarrett Cooper (Sr.) Blue Island (Eisenhower)
:21.4	Alvin Johnson (So.) East St. Louis (Sr.)
:21.4	Malcom Davis (Jr.) Chicago (Mendel)
:21.6	David Moore (Sr.) Chicago (Mendel)
:21.7	Keith Thomas (Sr.) Chicago (Kenwood)
:21.7	Terry Atwater (Sr.) Zion (Z.-Benton)
:21.8	Albert Hill (Sr.) Aurora (West)
:21.8	Tony Jones (Sr.) Decatur (Eisenhower)
:21.8	Brad Page (Sr.) Aurora (West)
:21.8	Eric Smith (Jr.) Decatur (MacArthur)
:21.8	Paul Monroe (Sr.) Rantoul

Boys Class A Competitors By Heat

(Boys Class A Competitors Wear Numbers on Green)

(Note: Top 4 places each heat qualify for semifinals.)

(Note: Top 2 places each semifinal heat qualify for finals.)

HEAT NO. 2

Lane	No.	Competitor, School	Place	Time
2	375	Darren Swisher (Sr.) Bismarck (B.-Henning)	_____	_____
3	271	Tim Cottier (Sr.) Geneva	_____	_____
4	451	Bob Keller (Sr.) Chicago (Luther North)	_____	_____
5	44	Tom Wells (So.) Dwight	_____	_____
6	171	Jim Beck (Sr.) Altamont	_____	_____
7	439	Paul Rodgers (Sr.) Rochester	_____	_____

HEAT NO. 3

Lane	No.	Competitor, School	Place	Time
2	267	Scott Fintzen (Sr.) Geneva	_____	_____
3	563	David Sleight (Sr.) Griggsville	_____	_____
4	539	Kenneth Hamilton (Sr.) Mounds (Meridian)	_____	_____
5	472	Craig Wolski (Sr.) Lemont (H.S.)	_____	_____
6	187	Steve McGee (Sr.) Marshall	_____	_____
7	711	Mark Ruscin (Sr.) Sullivan	_____	_____

HEAT NO. 4

Lane	No.	Competitor, School	Place	Time
2	633	Roger Smith (Sr.) Stronghurst (Southern)	_____	_____
3	244	Jim Van Hootegen (Sr.) Kewanee (H.S.)	_____	_____
4	548	Jim Stone (So.) Trenton (Wesclin)	_____	_____
5	46	Eric Leiser (Jr.) Herscher	_____	_____
6	109	Jamie Chevalier (So.) Normal (University)	_____	_____
7	398	Marty Douglas (Jr.) Rossville (R.-Alvin)	_____	_____

HEAT NO. 5

Lane	No.	Competitor, School	Place	Time
2	440	James Duban (Sr.) Rochester	_____	_____
3	22	Rich Robson (Sr.) Mt. Sterling (Brown Co.)	_____	_____
4	143	Marty Nutter (Sr.) DuQuoin	_____	_____
5	512	Deverin Hawkins (So.) Cairo	_____	_____
6	335	Paul Cooley (Sr.) Genoa (G.-Kingston)	_____	_____
7	248	Troy Holmberg (Sr.) Orion	_____	_____

HEAT NO. 6

HEAT NO. 1				HEAT NO. 6					
Lane	No.	Competitor, School	Place	Time	Lane	No.	Competitor, School	Place	Time
2	326	Dave Schmidt (Sr.) Durand	_____	_____	2	15	Bob Shumaker (Fr.) Lewistown	_____	_____
3	561	Dave Sills (Sr.) Concord (Triopia)	_____	_____	3	591	Rich Sackfield (Sr.) Avon	_____	_____
4	452	Cary Chandler (Sr.) Chicago (Luther South)	_____	_____	4	127	Trent Barnett (Jr.) Carmi	_____	_____
5	112	Geoff Schoonover (Jr.) Normal (University)	_____	_____	5	456	Ernest Woods (Sr.) Chicago (Luther South)	_____	_____
6	664	Dale Phillips (Sr.) Milledgeville	_____	_____	6	668	Jay Verbeck (Sr.) Port Byron (Riverdale)	_____	_____
7	687	Danney Martin (Jr.) Cerro Gordo	_____	_____	7			_____	_____



Boys Class AA Competitors By Heat

(Boys Class AA Competitors Wear Numbers on Red)

(Note: Top 4 places each heat qualify for semifinals.)

(Note: Top 2 places each semifinal heat qualify for finals.)

HEAT NO. 1

Lane	No.	Competitor, School	Place	Time
1	564	Chris Larson (Sr.) Libertyville	_____	_____
2	315	Terry White (Sr.) Tinley Park (H.S.)	_____	_____
3	359	Antonio Wofford (Jr.) Springfield (Southeast)	_____	_____
4	517	Bob Jelks (Sr.) Decatur (MacArthur)	_____	_____
5	157	Pete Bartelson (Sr.) Buffalo Grove	_____	_____
6	454	Brian Kincaid (Jr.) Downers Grove (South)	_____	_____
7	606	Haywood Miller (Jr.) Chicago (Brother Rice)	_____	_____

HEAT NO. 2

Lane	No.	Competitor, School	Place	Time
1	102	Ron Krech (Jr.) Glen Ellyn (Glenbard West)	_____	_____
2	676	Charles Knight (Sr.) Chicago (Weber)	_____	_____
3	356	Terrence Mays (Sr.) Springfield (Lanphier)	_____	_____
4	597	Jarrett Cooper (Sr.) Blue Island (Eisenhower)	_____	_____
5	160	John Angeil (Sr.) Hoffman Estates (Conant)	_____	_____
6	761	Joe Vernell (Sr.) Maywood (Proviso East)	_____	_____
7	809	Virgil Key (Sr.) Chicago (Morgan Park)	_____	_____

HEAT NO. 3

Lane	No.	Competitor, School	Place	Time
1	246	Keith Chester (Jr.) O'Fallon	_____	_____
2	425	Tracey Drew (Sr.) Aurora (East)	_____	_____
3	675	John Truitt (Sr.) Chicago (Weber)	_____	_____
4	34	Alvin Johnson (So.) East St. Louis (Sr.)	_____	_____
5	75	Nate Pulliam (Sr.) Rockford (East)	_____	_____
6	824	Ronnie Ball (Sr.) Chicago (Simeon)	_____	_____
7	522	Jeff Williams (Sr.) Danville (H.S.)	_____	_____

HEAT NO. 4

Lane	No.	Competitor, School	Place	Time
1	97	Royce Mitchell (Jr.) Carol Stream (Glenbard North)	_____	_____
2	808	Eric Burrell (Sr.) Chicago (Manley)	_____	_____
3	711	Brian Frey (So.) Winnetka (New Trier)	_____	_____
4	629	Malcom Davis (Jr.) Chicago (Mendel)	_____	_____
5	280	David Kuenzli (Sr.) Flossmoor (Homewood-F.)	_____	_____
6	32	Eddie Robinson (So.) East St. Louis (Sr.)	_____	_____
7	593	Terry Brown (Sr.) Zion (Z.-Benton)	_____	_____

HEAT NO. 5

Lane	No.	Competitor, School	Place	Time
1			_____	_____
2	509	Bob Snider (Sr.) Charleston	_____	_____
3	41	Earnell Branson (Jr.) Edwardsville (Sr.)	_____	_____
4	546	Paul Monroe (Sr.) Rantoul	_____	_____
5	626	David Moore (Sr.) Chicago (Mendel)	_____	_____
6	777	Doug Anderson (Jr.) Summit (Argo)	_____	_____
7	713	Charlie Young (Sr.) Winnetka (New Trier)	_____	_____

HEAT NO. 6

Lane	No.	Competitor, School	Place	Time
1			_____	_____
2	217	Craig Questell (Sr.) Harrisburg	_____	_____
3	658	Bertino Smith (Jr.) Harvey (Thornton)	_____	_____
4	790	Keith Thomas (Sr.) Chicago (Kenwood)	_____	_____
5	514	Eric Smith (Jr.) Decatur (MacArthur)	_____	_____
6	289	Al Singleton (So.) Kankakee (Sr.)	_____	_____
7	560	Bill Kirkelie (Sr.) Lake Forest (H.S.)	_____	_____

HEAT NO. 7

Lane	No.	Competitor, School	Place	Time
1			_____	_____
2	376	Terry Foltz (Sr.) East Moline (United)	_____	_____
3	525	Todd Reed (Sr.) Danville (H.S.)	_____	_____
4	594	Terry Atwater (Sr.) Zion (Z.-Benton)	_____	_____
5	437	Brad Page (Sr.) Aurora (West)	_____	_____
6	598	Daryl Porch (Sr.) Blue Island (Eisenhower)	_____	_____
7	343	Butch Slater (So.) Springfield (Griffin)	_____	_____

HEAT NO. 8

Lane	No.	Competitor, School	Place	Time
1			_____	_____
2	71	Joe Corl (Sr.) Rockford (Boylan)	_____	_____
3	614	Thomas Durham (Jr.) Chicago (Leo)	_____	_____
4	436	Albert Hill (Sr.) Aurora (West)	_____	_____
5	512	Tony Jones (Sr.) Decatur (Eisenhower)	_____	_____
6	789	Kevin McKeever (Jr.) Chicago (Kenwood)	_____	_____
7	413	Adrian Ritchie (Sr.) Rock Island (H.S.)	_____	_____



1600-METER RELAY

How To Score The Finals
Final Place 1st 2nd 3rd 4th 5th 6th 7th 8th
Team Points 10 8 6 5 4 3 2 1

1600-Meter Relay Records

Key: IHSA = State Final Meet overall record; Class A = record for small schools; Class AA = record for large schools; FAT = Fully Automatic Timing; MT = Manual Timing.

NATIONAL—3:07.40 by Hawthorne, CA (Michael Marsh, Michael Graham, Sean Kelly, Henry Thomas), 1985

IHSA—3:14.17 (FAT) by Harvey (Thornton) (Napoleon Fisher, Joseph Plutz, Randy Jones, Harlan South), 1985 (Prelims) (3:14.0 MT)

Class A—3:20.00 (FAT) by St. Anne (Richard Miller, Johnny Dunlap, Kenny Smith, Dee Pickens), 1983 (Finals) (3:20.1 MT)

Class AA—3:14.17 (FAT) by Harvey (Thornton) (Napoleon Fisher, Joseph Plutz, Randy Jones, Harlan South), 1985 (Prelims) (3:14.0 MT)

Event Data

	Class A	Class AA
Total Qualifiers	53	45
Total Regular Qualifiers	32	32
Total Extra Qualifiers	21	13
No. of Heats/Flights	7	6
Qualifying Standard	3:34.0	3:24.5

Class A Sectional Bests

3:26.6	Dupo
3:26.9	Yorkville
3:27.6	Geneva
3:27.8	Freeburg
3:28.6	Winnebago
3:29.0	Aurora (Central Catholic)
3:29.1	Casey
3:29.2	Pontiac
3:29.2	Chicago (Providence-St. Mel)
3:29.3	Stanford (Olympia)

Class AA Sectional Bests

3:18.7	Chicago Hts. (Bloom)
3:18.9	Olympia Fields (Rich Central)
3:19.8	Kankakee (Sr.)
3:19.9	Maywood (Proviso East)
3:20.7	Naperville (North)
3:21.2	Glen Ellyn (Glenbard West)
3:21.2	Streamwood
3:21.3	Oak Forest
3:21.4	Schaumburg
3:21.7	Chicago Hts. (Bloom Trail)

Boys Class A Competitors By Heat

(Boys Class A Competitors Wear Numbers on Green)

(Note: Top 8 times qualify for finals.)

HEAT NO. 1

Lane	School	Place	Time
1	Piasa (Southwestern)	_____	_____
2	Carterville	_____	_____
3	Farmington (F. East)	_____	_____
4	Dupo	_____	_____
5	Chicago (Providence-St. Mel)	_____	_____
6	Roseville	_____	_____
7	Bradford	_____	_____
8	Rochester	_____	_____

HEAT NO. 2

Lane	School	Place	Time
1	Mahomet (M.-Seymour)	_____	_____
2	Robinson	_____	_____
3	Norris City (N.C.-Omaha)	_____	_____
4	Yorkville	_____	_____
5	Pontiac	_____	_____
6	Lisle (Sr.)	_____	_____
7	Marengo	_____	_____
8	Madison	_____	_____

HEAT NO. 3

Lane	School	Place	Time
1	Carlinville	_____	_____
2	Cairo	_____	_____
3	West Frankfort (Frankfort)	_____	_____
4	Geneva	_____	_____
5	Stanford (Olympia)	_____	_____
6	Herscher	_____	_____
7	Forreston	_____	_____
8	Shelbyville	_____	_____

HEAT NO. 4

Lane	School	Place	Time
1	Galena	_____	_____
2	Kewanee (H.S.)	_____	_____
3	Princeton	_____	_____
4	Freeburg	_____	_____
5	Normal (University)	_____	_____
6	Dakota	_____	_____
7	Rushville	_____	_____
8	Hoopeston (H.-East Lynn)	_____	_____

HEAT NO. 5

Lane	School	Place	Time
1	Erie	_____	_____
2	Norridge (Ridgewood)	_____	_____
3	Newton	_____	_____
4	Winnebago	_____	_____
5	Byron	_____	_____
6	Knoxville	_____	_____
7	Oakland	_____	_____
8		_____	_____

HEAT NO. 6

Lane	School	Place	Time
1	St. Anne	_____	_____
2	Taylor Ridge (Rockridge)	_____	_____
3	Kankakee (McNamara)	_____	_____
4	Aurora (Central Catholic)	_____	_____
5	Chicago (Luther South)	_____	_____
6	Maple Park (Kaneland)	_____	_____
7	DuQuoin	_____	_____
8		_____	_____

HEAT NO. 7

Lane	School	Place	Time	Lane	School	Place	Time
1	Lewistown	_____	_____	5	Spring Valley (Hall)	_____	_____
2	St. Joseph (S.J.-Ogden)	_____	_____	6	Mendota	_____	_____
3	Clinton	_____	_____	7	Nashville	_____	_____
4	Casey	_____	_____	8		_____	_____



Boys Class AA Competitors By Heat

(Boys Class AA Competitors Wear Numbers on Red)

(Note: Top 8 times qualify for finals.)

HEAT NO. 1

Lane	School	Place	Time
1	Murphysboro	_____	_____
2	Harvey (Thornton)	_____	_____
3	Palatine (Fremd)	_____	_____
4	Chicago Heights (Bloom)	_____	_____
5	Streamwood	_____	_____
6	East St. Louis (Sr.)	_____	_____
7	Springfield (H.S.)	_____	_____
8	Chicago (South Shore)	_____	_____

HEAT NO. 4

Lane	School	Place	Time
1	Bloomington (H.S.)	_____	_____
2	Centralia	_____	_____
3	Rockford (West)	_____	_____
4	Maywood (Proviso East)	_____	_____
5	Chicago Heights (Bloom Trail)	_____	_____
6	Chicago (Quigley South)	_____	_____
7	Belvidere	_____	_____
8		_____	_____

HEAT NO. 2

Lane	School	Place	Time
1	Chillicothe (Illinois Valley Central)	_____	_____
2	Villa Park (Willowbrook)	_____	_____
3	Naperville (Central)	_____	_____
4	Olympia Fields (Rich Central)	_____	_____
5	Oak Forest	_____	_____
6	Evanston (Twp.)	_____	_____
7	Hillside (Proviso West)	_____	_____
8	Chicago (Robeson)	_____	_____

HEAT NO. 5

Lane	School	Place	Time
1	Waukegan (East)	_____	_____
2	Bolingbrook	_____	_____
3	Rockford (East)	_____	_____
4	Naperville (North)	_____	_____
5	Wheeling	_____	_____
6	East Moline (United)	_____	_____
7	Hinsdale (Central)	_____	_____
8		_____	_____

HEAT NO. 3

Lane	School	Place	Time
1	Rockford (Auburn)	_____	_____
2	Springfield (Lanphier)	_____	_____
3	Park Ridge (Maine East)	_____	_____
4	Kankakee (Sr.)	_____	_____
5	Schaumburg	_____	_____
6	Elmhurst (York)	_____	_____
7	Rantoul	_____	_____
8	Chicago (Lane)	_____	_____

HEAT NO. 6

Lane	School	Place	Time
1	East St. Louis (Lincoln)	_____	_____
2	Chicago (Kenwood)	_____	_____
3	North Chicago	_____	_____
4	Glen Ellyn (Glenbard West)	_____	_____
5	South Holland (Thornwood)	_____	_____
6	Rock Island (H.S.)	_____	_____
7	Aurora (East)	_____	_____
8		_____	_____

Class A Boys Track Sectional Recap

Sectional	Winning School	Coach	Pts.
Casey	Newton	Charlie Schackmann	53
Clinton	Normal (University)	Jack Eddy	64
Coal City	Herscher	Scott Stephens	70
Dunlap	Farmington (F. East)	David Giagnoni	47
Erie	Galena	Michael Hyland	42
Fairfield	DuQuoin	Bob Karnes	71
Lewistown	Rushville	Dick Tucker	79
Lisle (Sr.)	Chicago (Luther South)	Oscar Kieschnick	52
Monticello	Sullivan	Larry Davis	55
Oregon	Maple Park (Kaneland)	Ralph Drendel	39½
Pittsfield	Carlinville	Dave Jokisch	46
Plano	Geneva	Michael VanDeveer	64
Red Bud	Cairo	Jim West	45
Rochester	Rochester	Bill Derks	45
Sherrard	Kewanee (H.S.)	Dave Edleman	62
Watseka	St. Anne	Mike Rebello	61

Class AA Boys Track Sectional Recap

Sectional	Winning School	Coach	Pts.
Belleville (East)	East St. Louis (Sr.)	Gordon Scoby	87
Blue Island (Eisenhower)	Chicago (Mendel)	Edward Adams	55
Champaign (Centennial)	Decatur (MacArthur)	Bill Harbeck	57
Chicago Public League	Chicago (Kenwood)	Edward P. Junior	55
Chicago Hts. (Bloom)	Chicago Hts. (Bloom)	Lonnell Poole	78
Crystall Lake (Central)	Rockford (East)	Dan Salvi	59
Hinsdale (Central)	Maywood (Proviso East)	Chuck Farinella	51
Hoffman Estate (Conant)	Wheeling	Jim Nagel	41
Mt. Vernon	Centralia	Rod White	63
Naperville (Central)	Aurora (West)	John Bell	57
Springfield (Lanphier)	Springfield (Lanphier)	Lee Halberg	66
Sterling (H.S.)	Rock Island (H.S.)	John Coolidge	41
Wheaton (North)	Glen Ellyn (Glenbard West)	Jim Arnold	62
Wilmette (Loyola)	Evanston (Twp.)	Willie May	52
Zion (Z.-Benton)	Libertyville	Bill Dorisch	60.5



All-Time Illinois Boys Track Bests

Note: This list has been compiled and supplied by Jerry Shnay, Prep Sports Editor, Chicago Tribune, and a member of the IHS News Media Advisory Committee.

Performances listed are the single-best by each individual, and include marks earned through July of a given year.

(Excludes 1986)

Metric Distances

100 Meters

- 10.3 Rodney Harris, Chicago (Prov.-St. Mel), 1984
- 10.3 Kelly Reed, Chicago (Kenwood), 1983
- 10.3 Albert Robinson, Chicago (Hales Franciscan), 1982
- 10.3 Mike Sawyer, Chicago (St. Ignatius), 1985
- 10.4 Tom Adams, Rock Island (H.S.), 1984
- 10.4 Gerald Bell, Chicago (Gordon Tech), 1985
- 10.4 Greg Boysaw, Champaign (Central), 1985
- 10.4 Steve Breathitt, Kankakee (Sr.), 1984
- 10.4 Daryl Canady, Chicago (St. Ignatius), 1980
- 10.4 Chris Chatman, Chicago (Corliss), 1984
- 10.4 Spencer Cotten, Wilmette (Loyola), 1983
- 10.4 Jim McGriff, Chicago (Mendel), 1982
- 10.4 Aaron Mayo, Chicago Hts. (Bloom Trail), 1985
- 10.4 Elmo Portee, Chicago (Dunbar), 1982
- 10.4 Kevin Rohlwing, Elgin (Larkin), 1985
- 10.4 Keith Thomas, Chicago (St. Rita), 1984, 1985
- 10.4 Steve Tyson, Chicago (Mendel), 1982, 1983

200 Meters

- 20.6 Harold Leonard, Chicago (Mt. Carmel), 1985
- 20.89 Wallace Spearmon, Blue Island (Eisenhower), 1981
- 20.8 Daryl Canady, Chicago (St. Ignatius), 1980
- 20.9 Mike Sawyer, Chicago (St. Ignatius), 1985
- 21.0 Albert Robinson, Chicago (Hales Franciscan), 1982
- 21.1 Kevin Johnson, Waukegan (East), 1981
- 21.2 Gerald Bell, Chicago (Gordon Tech), 1985
- 21.2 Steve Tyson, Chicago (Mendel), 1982
- 21.3 Chris Chatman, Chicago (Corliss), 1984
- 21.3 Sunder Nix, Chicago (Phillips), 1980
- 21.3 Mike Wright, North Chicago, 1985

400 Meters

- 46.51 Harold Leonard, Chicago (Mt. Carmel), 1985
- 46.6 Sunder Nix, Chicago (Phillips), 1980
- 47.01 Michael Wade, North Chicago, 1980
- 47.1 Sherman Arnold, (Chicago) Fenger, 1983
- 47.14 Harlan South, Harvey (Thornton), 1985
- 47.3 Perry Robinson, Lockport, 1982
- 47.4 Leroy Dixon, Freeport, 1981
- 47.5 Tim Simon, Maywood (Proviso East), 1984

800 Meters

- 1:50.8 Jim White, Elmhurst (York), 1985
- 1:51.3 Tony Guercio, Naperville (North), 1980
- 1:51.5 Darren Kern, Chicago (King), 1981
- 1:51.8 Leodis Fields, East St. Louis (Lincoln), 1984
- 1:51.9 Lloyd Robertson, East St. Louis (Sr.), 1984
- 1:52.0 Jerry Lewis, Chicago (Collins), 1980

1,600 Meters

- 4:07.3 Jim White, Elmhurst (York), 1985
- 4:07.45 Mark Deady, Prairie View (Stevenson), 1985
- 4:08.5 Matt Nolan, Naperville (Central), 1980
- 4:08.5 Tim Phillips, Arlington Hts. (St. Viator), 1984
- 4:10.5 Brent McLain, Benton, 1983
- 4:10.6 Dedrick Flowers, East St. Louis (Lincoln), 1983

3,200 Meters

- 8:54.79 Steve Miller, Elk Grove Village (E.G.), 1985
- 8:56.6 Matt Nolan, Naperville (Central), 1980
- 8:59.7 Ralph Caron, Chicago (Marist), 1980
- 9:00.1 Dave Halle, Rockford (Guilford), 1984
- 9:00.2 K. C. Keeney, Park Forest (Rich East), 1980
- 9:01.3 Tim Phillips, Arlington Hts. (St. Viator), 1983

110 Meter High Hurdles

- 13.6 Roy Sparks, Villa Park (Willowbrook), 1982
- 13.7 Derek Cole, Chicago Hts. (Bloom), 1981
- 13.7 Clifton Franklin, Chicago Hts. (Bloom Trail), 1983
- 13.8 Darren Barber, Springfield (Lanphier), 1984
- 13.8 Barry Malloyd, East St. Louis (Lincoln), 1982
- 13.8 John Register, Oak Park (O.P.-River Forest), 1983
- 13.8 Larry Streeter, Chicago (Phillips), 1981

300 Meter Low Hurdles

- 36.03 Pat McGhee, Aurora (East), 1984
- 36.2 Charles Moss, Mattoon, 1981
- 36.42 Barry Malloyd, East St. Louis (Lincoln), 1982
- 36.5 Art Sargent, East St. Louis (Sr.), 1985
- 36.7 Frank Denzmore, East St. Louis (Lincoln), 1980
- 36.8 John Register, Oak Park (O.P.-River Forest), 1983

400 Meter Relay

- 41.3 Rock Island (H.S.), 1984
(Clarence Branch, Jon Rummels, Darin Davis, Thomas Adams)
- 41.7 Chicago Hts. (Bloom Trail), 1985
- 41.7 East St. Louis (Lincoln), 1981
- 41.7 East St. Louis (Lincoln), 1982
- 41.7 East St. Louis (Lincoln), 1984
- 41.7 Waukegan (East), 1980
- 41.8 Blue Island (Eisenhower), 1981
- 41.8 Chicago Hts. (Bloom Trail), 1983

800 Meter Relay

- 1:26.6 East St. Louis (Sr.), 1984
(James Martin, Jerome Carter, Brian Sanders, Terrance Macon)
- 1:26.70 Zion-Benton, 1985
- 1:26.8 Chicago Hts. (Bloom Trail), 1985
- 1:27.0 Danville (H.S.), 1984
- 1:27.0 East St. Louis (Lincoln), 1983
- 1:27.07 Chicago Hts. (Bloom Trail), 1985
- 1:27.1 Blue Island (Eisenhower), 1981
- 1:27.1 Chicago (Dunbar), 1982
- 1:27.1 Danville (H.S.), 1983
- 1:27.1 Rock Island (H.S.), 1984

1,600 Meter Relay

- 3:14.2 Harvey (Thornton), 1985
(Napoleon Fisher, Joseph Plutz, Randy Jones, Harlan South)
- 3:15.4 Chicago Hts. (Bloom Trail), 1983
- 3:15.4 East St. Louis (Lincoln), 1984
- 3:15.5 Maywood (Proviso East), 1980
- 3:15.66 Harvey (Thornton), 1985
- 3:15.9 Kankakee (Eastridge), 1980
- 3:15.9 South Holland (Thornwood), 1980

3,200 Meter Relay

- 7:34.8 Elmhurst (York), 1985
(Bob Berger, Scott Brooks, Chris Novak, Paul Taira)
- 7:41.7 Rockford (East), 1984
- 7:41.8 East St. Louis (Lincoln), 1982
- 7:42.2 East St. Louis (Lincoln), 1984
- 7:42.23 Elmhurst (York), 1985
- 7:42.8 Naperville (North), 1980
- 7:43.3 East St. Louis (Sr.), 1984

Field Events

Long Jump

- 25-6½ Andre Love, Westchester (St. Joseph), 1985
- 25-1¼ Lester Scott, Alton (Sr.), 1972
- 25-0 Oscar Wallace, Alton (Sr.), 1969
- 24-9¼ Mike Conley, Chicago (Luther South), 1981
- 24-8 Roy Houston, Evanston (Twp.), 1966
- 24-7¼ Avery Wallace, Alton (Sr.), 1968
- 24-7 Edmondo Moxey, Danville (H.S.), 1984

Triple Jump

- 51-10 Mike Conley, Chicago (Luther South), 1981
- 50-10 Ed Tate, Chicago Hts. (Bloom), 1976
- 50-2½ Alfred Joyner, East St. Louis (Lincoln), 1978
- 49-7¾ Joe Tucker, Lockport (Central), 1977
- 49-7 Larry Streeter, Chicago (Phillips), 1980
- 49-6¾ David Bond, Decatur (MacArthur), 1984

High Jump

- 7-5¼ Tom Smith, Heyworth, 1985
- 7-4½ Gail Olson, Sycamore, 1978
- 7-2¼ Tyke Peacock, Urbana (H.S.), 1979
- 7-1 Louis Calloway, Flossmoor (Homewood-F.), 1982
- 7-0 Jerry Giberson, Warrensburg (W.-Latham), 1985
- 7-0 Nat Page, Evanston (Twp.), 1975
- 7-0 Brian Whitehead, Joliet (East), 1980
- 7-0 Mike Vukovich, Park Ridge (Maine South), 1983
- 7-0 Dan Williams, Hillside (Proviso West), 1982

Pole Vault

- 16-5 Tim Johnson, Chicago Hts. (Bloom), 1974
- 16-3 Dean Starkey, Des Plaines (Maine West), 1985
- 16-1¼ Bob Dandrino, Chicago Hts. (Bloom), 1980
- 16-1 Mike Murray, Sterling (H.S.), 1985
- 16-0 Mike McCrindle, Chicago Hts. (Bloom), 1976
- 16-0 Darren Pahl, Marion, 1981
- 16-0 Dean Starkey, Des Plaines (Maine West), 1985

Shot Put

- 64-10¾ Rick Jordan, Wheaton (North), 1983
- 64-10 Gerald Green, Waukegan (West), 1979
- 64-4½ Mike Lehman, Oak Lawn (Community), 1978
- 64-2 Tom Stock, Belleville (West), 1970
- 63-¾ Marty Finis, Palatine (Fremd), 1979
- 63-0 Steve Brondyke, Fulton, 1979

Discus

- 198-4 Gary Kostrubala, Chicago (Marist), 1982
- 193-3 Pat McCulla, Quincy, 1977
- 190-6 Dave Eichelberger, Champaign (Central), 1977
- 189-6 Jim Lail, Dolton (Thorndridge), 1981
- 188-1¼ David Rodely, DuQuoin, 1986
- 187-10 Jim Lenzini, Libertyville, 1977
- 187-0 Ed Opich, Granite City (North), 1975

USA TRACK

Recapping Class A Boys Scoring Leaders

1975 @ Charleston (EIU)

1. Maple Park (Kaneland) 34
2. Granville (Putnam County) . . . 18
3. Hoopeston-East Lynn 18
4. Prophetstown 10
5. Gilman 10
6. Carthage (Hancock Central) . . 9
7. Mahomet-Seymour 9
8. Mt. Sterling (Brown County) . . 8
9. Flanagan 8
10. Stillman Valley 8
11. Clifton (Central) 8
12. Watseka 8

1976 @ Charleston (EIU)

1. Granville (Putnam County) . . . 23
2. Maple Park (Kaneland) 22
3. Farmington (East) 17
4. Lebanon 14
5. Peru (St. Bede) 14
6. Mokence 14
7. Gilman 12
8. Paxton 11
9. Melrose Park (Walther Lutheran) 10
10. Polo 10

1977 @ Charleston (EIU)

1. Maple Park (Kaneland) 57
2. Lebanon 30
3. Minooka 26
4. Peru (St. Bede) 24
5. Chicago (Luther South) 22
6. Melrose Park (Walther Lutheran) 22
7. Tolono (Unity) 20
8. Robinson 20
9. Chester 17
10. Sparta 16½

1978 @ Charleston (EIU)

1. Robinson 35
2. Madison 32
3. St. Anne 31
4. Gibson City 28
5. Casey 25
6. Rushville 24
7. Riverton 18
8. Peru (St. Bede) 18
9. Spring Valley (Hall) 18
10. Highland (St. Paul) 16

1979 @ Charleston (EIU)

1. Chicago (Luther South) 42
2. Gibson City 34
3. Rochester 29
4. Madison 27
5. Aurora (Central Catholic) . . . 22.5
6. Elmhurst (Timothy Christian) . . 21
7. Melrose Park (Walther Lutheran) . 19
8. Arcola 18.5
9. Fulton 18
10. Erie 16
11. Washburn (Lowpoint-W.) 16
12. Prophetstown 16

1980 @ Charleston (EIU)

1. Chicago (Luther South) 32
2. Metropolis 28
3. Mahomet-Seymour 25
4. Freeburg 22
5. Gibson City 21
6. Paxton 20
7. Melrose Park (Walther Lutheran) 20
8. Hoopeston-East Lynn 19
9. Elmwood 18
10. Prophetstown 17
11. Forreston 17

1981 @ Charleston (EIU)

1. Chicago (Leo) 46
2. Chicago (Luther South) 40
3. Princeton 38
4. Sidell (Jamaica) 24
5. St. Anne 24
6. Rochester 21
7. Buffalo (Tri-City) 20
8. Freeburg 20
9. Melrose Park (Walther Lutheran) . 20
10. Mahomet (M.-Seymour) 17

1982 @ Charleston (EIU)

1. St. Anne 52
2. Rochester 28
3. Lisle (Sr.) 25
4. West Frankfort (Frankfort) . . . 25
5. Cornell 20
6. Buffalo (Tri-City) 20
7. Chicago (Providence-St. Mel) . . . 20
8. Tiskilwa 18
9. Glasford (Illini Bluffs) 18
10. Paxton 17
11. Benton 17

1983 @ Charleston (EIU)

1. Cairo 45
2. St. Anne 40
3. Chicago (Leo) 34
4. Melrose Park (Walther Lutheran) 29
5. Christopher 23
6. McLeansboro 20
7. Riverton 20
8. Cornell 20
9. Tuscola 19
10. Fulton 18

1984 @ Charleston (EIU)

1. Melrose Park (Walther Lutheran) . 52
2. Cairo 42
3. Farmington (F. East) 28
4. Peoria (Bergan) 25
5. Elgin (St. Edward) 24
6. Sullivan 24
7. St. Anne 22
8. Amboy 21
9. Riverton 20
10. Chicago (Providence-St. Mel) . . . 20
11. Chicago (Latin) 20

1985 @ Charleston (EIU)

1. Cairo 54
2. Savanna 25
3. St. Anne 19
4. Byron 19
5. Farmer City (F.C.-Mansfield) . . 18
6. Pontiac 18
7. Princeton 17
8. Melrose Park (Walther Luth.) . . 17
9. Yorkville 16
10. Beecher 16
11. Carlinsville 16

Recapping Class AA Boys Scoring Leaders

1975 @ Charleston (EIU)

1. East St. Louis (Sr.) 29
2. Chicago (Phillips) 19
3. Rockford (East) 19
4. Maywood (Proviso East) 14
5. Alton (Sr.) 12
6. Joliet (East) 11
7. Oak Lawn (Comm.) 11
8. Evanston 10
9. Elmhurst (York) 9
10. Hillside (Proviso West) 8

1976 @ Charleston (EIU)

1. East St. Louis (Sr.) 30
2. Chicago Hts. (Bloom) 26
3. Maywood (Proviso East) 14
4. Harvey (Thornton) 12
5. Rockford (East) 10
6. LaGrange (Lyons) 10
7. Orland Park (Sandburg) 10
8. Chicago (King) 10
9. Joliet (East) 9
10. Chicago (Harlan) 7

1977 @ Charleston (EIU)

1. East St. Louis (Sr.) 46
2. Chicago Hts. (Bloom) 46
3. Orland Park (Sandburg) 28
4. Chicago (King) 24
5. North Chicago 23
6. Des Plaines (Maine West) 19
7. Springfield (Southeast) 15
8. Chicago (Mendel Catholic) 15
9. Lockport (Central) 14
10. Libertyville 12
11. East St. Louis (Lincoln) 12
12. Peoria (H.S.) 12
13. Champaign (Central) 12

1978 @ Charleston (EIU)

1. East St. Louis (Sr.) 37
2. Deerfield 24
3. Chicago (Brother Rice) 24
4. Evanston (Twp.) 23
5. Dolton (Thornridge) 22
6. Orland Park (Sandburg) 22
7. Chicago (Calumet) 21
8. Harvey (Thornton) 20
9. Chicago (Farragut) 19
10. Danville (H.S.) 18
11. Maywood (Proviso East) 18

1979 @ Charleston (EIU)

1. Evanston (Twp.) 51
2. East St. Louis (Sr.) 44.5
3. Chicago (Phillips) 37
4. Palatine (Fremd) 29
5. Moline 27
6. Aurora (West) 23
7. Deerfield 21
8. Naperville (North) 20
9. Kankakee (Westview) 20
10. Chicago (Tilden) 17

1980 @ Charleston (EIU)

1. Waukegan (East) 40
2. Maywood (Proviso East) 40
3. Dolton (Thornridge) 32
4. Chicago (Phillips) 28
5. North Chicago 26
6. Chicago Hts. (Bloom) 22
7. Chicago (St. Ignatius) 22
8. Chicago (Lindblom) 21
9. Naperville (North) 20
10. Danville (H.S.) 19

1981 @ Charleston (EIU)

1. East St. Louis (Lincoln) 67
2. Blue Island (Eisenhower) 38
3. Chicago (Phillips) 24
4. Chicago Hts. (Bloom) 20
5. Dolton (Thornridge) 20
6. Hillside (Proviso West) 20
7. Mattoon 19
8. Maywood (Proviso East) 18
9. North Chicago 17
10. Tinley Park (H.S.) 17

1982 @ Charleston (EIU)

1. East St. Louis (Lincoln) 77
2. Chicago (Dunbar) 36
3. North Chicago 30
4. Chicago (Mendel) 27
5. Elmhurst (York) 23
6. Chicago (Marist) 20
7. Chicago (Hales Franciscan) 20
8. Waukegan (East) 19
9. Lockport 18
10. Maywood (Proviso East) 18

1983 @ Charleston (EIU)

1. East St. Louis (Lincoln) 49
2. Chicago Hts. (Bloom Trail) 46
3. Waukegan (East) 30
4. Chicago (Kenwood) 29
5. Danville (H.S.) 28
6. Wheaton (North) 21
7. Chicago (Tilden) 21
8. Oak Park (O.P.-River Forest) . . . 19
9. Arlington Hts. (St. Viator) 16
10. Downers Grove (South) 15

1984 @ Charleston (EIU)

1. East St. Louis (Lincoln) 49
2. Rock Island (H.S.) 45
3. Danville (H.S.) 38
4. Maywood (Proviso East) 36
5. East St. Louis (Sr.) 28
6. Decatur (MacArthur) 24
7. Rockford (East) 23
8. Pekin 18
9. South Holland (Thornwood) 18
10. Aurora (East) 16

1985 @ Charleston (EIU)

1. East St. Louis (Sr.) 40
2. Elmhurst (York) 39
3. Chicago Hts. (Bloom Trail) 36
4. Harvey (Thornton) 29
5. Chicago (Mt. Carmel) 26
6. Zion (Z.-Benton) 25
7. Rock Island (H.S.) 24
8. Peoria (H.S.) 20
9. Danville (H.S.) 18
10. Oak Park (O.P.-River Forest) . . . 18


IUSA TRACK

Boys State Track Meet Team Data Team Champions

(Excludes 1986)

Year	Champion	Coach	Points	Year	Champion	Coach	Points
1893	Peoria		42	1957	Chicago Hts. (Bloom)	Ralph Steben	39 1/8
1894	Urbana		22	1958	Chicago Hts. (Bloom)	Ralph Steben	34 1/2
1895	Chicago (Englewood)		26	1959	Chicago Hts. (Bloom)	Ralph Steben	29
1896	Rockford		23	1960	Moline	Gene Shipley	21 1/2
1897	Chicago (Englewood)		22	1961	LaGrange (Lyons)	Max Armer	14 TIE
1898	Aurora (East)		36		Rock Island (Sr.)	Hod Lundeen	
1899	Biggsville	George Stuart	23	1962	Chicago (Phillips)	Carl Bonner	29
1900	Biggsville	Honey Stuart	33	1963	Alton (Sr.)	James Wigger	23
1901	Chicago (Englewood)		20	1964	Alton (Sr.)	James Wigger	19
1902	Chicago (South Division)		31	1965	Evanston	Bob Trevarthen	25
1903	Chicago (Hyde Park)		24	1966	Evanston	Bob Trevarthen	30
1904	Pontiac		20	1967	Chicago (Harlan)	Gerald Richard	23
1905	Chicago (Englewood)		16	1968	Hillside (Proviso West)	Don Kohlmann	20 1/2
1906	Chicago (Wendell Phillips)	Oliver Reilly	12 TIE	1969	Alton (Sr.)	James Wigger	26
	Aurora (West)	Holland		1970	Evanston	Ron Helberg	21
1907	Oak Park	Lewis Omer	18	1971	Evanston	Ron Helberg	24
1908	Oak Park	Lewis Omer	30	1972	Evanston	Ron Helberg	28
1909	Chicago (University)	John Monilaw	21	1973	East St. Louis (Lincoln)	George Holliday	16 TIE
1910	Chicago (University)	John Monilaw	26		LaGrange (Lyons)	Max Armer	
1911	Chicago (University)	John Monilaw	23	1974	Chicago (Lane Tech)	William Lewis	27 TIE
1912	Chicago (Lane Tech)	Willard	18		Evanston	Ron Helberg	
1913	Oak Park	Robert Zuppke	34	1975-A	Maple Park (Kaneland)	Bruce Peterson	34
1914	Class A—Chicago (Univ.)	John Monilaw	42 1/2	1975-AA	East St. Louis (Sr.)	Jimmy Lewis	29
	Class B—LaGrange	B.E. Gordon	28 1/2	1976-A	Granville (Putnam Co.)	Jim Davis	23
1915	Class A—Oak Park	Glen Thistlewaite	32	1976-AA	East St. Louis (Sr.)	Jimmy Lewis	30
	Class B—LaGrange	B.E. Gordon	30	1977-A	Maple Park (Kaneland)	Bruce Peterson	54
1916	Class A—Joliet	Charles W. Jones	30	1977-AA	East St. Louis (Sr.)	Jimmy Lewis	46 TIE
	Class B—Harrisburg	Herbert C. Hopkins	20		Chicago Hts. (Bloom)	Lonnell Poole	
	Class C—Evanston (Acad)	Lewis Omer	48	1978-A	Robinson	Tony Cork	35
1917	No Meet			1978-AA	East St. Louis (Sr.)	Jimmy Lewis	37
1918	No Meet			1979-A	Chicago (Luther South)	Norm Meier	42
1919	Class A—Oak Park	Glen Thistlewaite	48	1979-AA	Evanston (Twp.)	Willie May	51
	Class B—Chicago (Univ.)	John Monilaw	19	1980-A	Chicago (Luther South)	Norm Meier	32
1920	Class A—Oak Park	Glen Thistlewaite	41 1/2	1980-AA	Maywood (Proviso East)	Chuck Farinella	40 TIE
	Class B—Marion	E.H. Schreiber	15 1/2		Waukegan (East)	Marvin Arrington	40
1921	Class A—Champaign		38	1981-A	Chicago (Leo)	John O'Keefe	46
	Class B—Forrest	C.C. Merrill	19	1981-AA	East St. Louis (Lincoln)	Arthur Marshall	67
1922	Class A—Evanston	A.P. Bradley	35	1982-A	St. Anne	Mike Rebello	52
	Class B—Forrest	C.C. Merrill	19 1/2	1982-AA	East St. Louis (Lincoln)	Arthur Marshall	77
1923	Class A—Oak Park	Frank Winters	25 7/8	1983-A	Cairo	Jim West	45
		L.L. Tichtin		1983-AA	East St. Louis (Lincoln)	Arthur Marshall	49
	Class B—White Hall	Clarence Whiteside	20 1/8	1984-A	Melrose Park (Walther Lutheran)	Stan Reddel	52
1924	Class A—Oak Park	Frank Winters	46	1984-AA	East St. Louis (Lincoln)	Arthur Marshall	49
	Class B—Girard	C.H. Cushman	20	1985-A	Cairo	Jim West	54
1925	Class A—Danville	J.W. Thomas	17 TIE	1985-AA	East St. Louis (Sr.)	Gordon Schoby	40
	Eldorado	Earl Bland					
	Class B—Hinsdale		28				
1926	Chicago (Senn)	Pat Pierce	17 1/2				
1927	Rockford	Charles A. Beyer	19 1/2				
1928	Chicago (Tilden)	Frank J. Hartman	22				
1929	Chicago (Hyde Park)		15 TIE				
	Chicago (Tilden)	F.J. Hartman					
1930	Oak Park	Bob Woodruff	29				
1931	Oak Park	Bob Woodruff	17				
1932	Oak Park	Bob Woodruff	32				
1933	Rockford	Charles A. Beyer	18				
1934	Winnetka (New Trier)	John Nay	19				
1935	Rockford	Charles A. Beyer	21				
1936	Elmhurst (York)	Clarence East	20				
1937	Oak Park	Bob Woodruff	18 1/2				
1938	Oak Park	Bob Woodruff	29				
1939	Elmhurst (York)	Clarence East	22				
1940	Maywood (Proviso)	Otto H. Matte	16 1/2				
1941	Des Plaines (Maine)	Sam Marzulo	20				
1942	Oak Park	Don Harshbarger	26 2/3				
1943	Chicago (Phillips)	Lawrence Bingley	18				
1944	Winnetka (New Trier)	John M. Nay	41 1/2				
1945	Oak Park	Don Harshbarger	27 3/4				
1946	Des Plaines (Maine)	Sam Marzulo	16				
1947	Oak Park	Robert C. Wright	33				
1948	LaGrange (Lyons)	Russell Deason	15				
1949	LaGrange (Lyons)	Russell Deason	26 7/10				
1950	Chicago (Phillips)	Henry Springs	19				
1951	Chicago (Phillips)	Henry Springs	24				
1952	LaGrange (Lyons)	Russell Deason	20				
1953	LaGrange (Lyons)	Russell Deason	30 7/10				
1954	LaGrange (Lyons)	Russell Deason	16				
1955	Blue Island	Ohlen Driver	18				
1956	Chicago Hts. (Bloom)	Ralph Steben	22				

Boys Track Advisory Committee



DENNIS BEST
Coal City



HENRY (HANK) FELDT
Lebanon



ROY GUMMERON
Oak Park



DICK HAMANN
Carrollton



PHIL SALZER
Peoria (H.S.)



THOMAS A. HOFFMAN
Plano



EDWARD L. KEY
Chicago (Kenwood)



WILLIE MAY
Evanston (Twp.)