





HSAA TRACK

1987 Boys



93rd State Final Meet



13th Year of 2-Class Series

O'BRIEN STADIUM, EIU • CHARLESTON, IL • PRELIMS • FRIDAY, MAY 29, 1987 • \$1.00

Meet the



Board of Directors



DAVID W. TURNER
Petersburg (Porta)
Division 6
President



RICHARD E. STEPHENSON
Chicago (Dunbar)
Division 1
Vice President



THOMAS G. HOWARD
Palatine (Fremd)
Division 2
Secretary



H. FRED CURTIS
Belleville (East)
Treasurer
Appointed By Board



WILLIAM C. MITZE
Monticello
Division 5
Director




LEROY NEWTON
Cartersville
Division 7
Director



EDWARD F. ROBERTS
Oak Forest
Division 3
Director



LORIN J. STEVENS
Wenona
Division 4
Director



'Welcome To Our Campus'

Eastern Illinois University extends a very special welcome to the campus for the Illinois High School Association State Track and Field Meet. We congratulate each of you on participating in the state finals, wish you well in the competition and hope you have a pleasant stay on the campus.

Eastern is pleased and proud to host this event, now in its 15th year for girls and 14th year for boys on our campus. We hope that you enjoy using the O'Brien Stadium facilities and that you establish lasting friendships during the competition.

Those of you competing this weekend are among the very best high school athletes in Illinois and the nation. Many former IHSA state champions have participated in the Olympics. All of us in Illinois are proud of how well they represented our nation's values of sportsmanship and competition. I hope they serve as a model for each of you to accomplish your personal best during this event.

You are always welcome on the Eastern campus. My best wishes to the IHSA and to you for successful state meet.

STANLEY G. RIVES
President



STANLEY RIVES
President



EIU State Final Hosts



DENNIS ATEN
Head Trainer



RON PAAP
Associate AD




JOAN SCHMIDT
Associate AD



NEIL MOORE
Boys Meet Mgr.



TOM AKERS
Asst. Meet Mgr.



R.C. JOHNSON
Athletic Director



CHERYL BIRKHEAD
Girls Meet Head Trainer



ROB DOYLE
Boys Meet Head Trainer



RON YOAKUM
Asst. Sports Info. Dir.



DAVE KIDWELL
Sports Info. Dir.



PAUL LUEKEN
Promotions Dir.



RUSS WALTRIP
Equip. Mgr.

Taylor Thomas Named Honorary Referee

Life-long Urbana-Champaign resident Taylor Thomas, who has been a volunteer timer at the state final since the mid-1950's, is the Honorary Referee of the 1987 Illinois High School Association (IHSA) Boys State Final Track Meet. He will be honored before the start of the finals Saturday, here at O'Brien Stadium.



TAYLOR THOMAS
Honorary Referee

A football, basketball and track letterman for Champaign (H.S.), Thomas played all three of those sports at Tennessee State College in

Nashville and was captain of the football team. He was a class officer as a freshman and senior. Thomas earned his master's degree in education from the University of Illinois.

A career helping young people to achieve began for Thomas as director of the Douglass Recreation Center in Champaign. He then taught eighth grade and coached boys and girls track in the Danville school system. He came to Urbana High School as a teacher and retired as the school system's assistant superintendent.

Thomas was named the first Honorary Commissioner of the Champaign Park District in 1977 and received the Urbana Exchange Club Golden Deeds Award in 1980.

Honor Roll of Honorary Referees

Following is a list of men who have been Honorary Referees since 1960:

- | | |
|---|--|
| 1960—Robert S. Woodruff, Oak Park | 1974—Harold G. Monilaw, LaGrange |
| 1961—Shelby Himes, Urbana | 1975—Clarence B. "Babe" Pierce, Sparta |
| 1962—Harry Hill, Gridley | 1976—John S. Gill, Elmhurst |
| 1963—C. L. Harriss, Carlyle | 1977—Eugene (Gene) Armer, Urbana |
| 1964—Clarence East, Elmhurst | 1978—Roy Gummerson, Oak Park |
| 1965—Milt F. Sprunger, Washington | 1979—Ira Scott, Naperville |
| 1966—Ross Anderson, Oak Park | 1980—George Dekan, Carol Stream 8 8:16.59 |
| 1967—Emil G. "Heinie" Schultz, Evanston | 1981—Jack D. May, Urbana 7 |
| 1968—W. W. Downing, East St. Louis | 1982—Richard K. Welty, Palatine |
| 1969—Roy S. Anderson, Lincoln | 1983—Gene Masters, Normal |
| 1970—Jim Evers, Centralia | 1984—Russ Deason, LaGrange |
| 1971—A. G. "Frenchie" Haussler, Peoria | 1985—Bill Brandvold, Mattoon 6 8:16 |
| 1972—Leo L. Singer, Waukegan | 1986—Gail Borton, West Frankfort 5 8:15.44 |
| 1973—Harry E. Gaines, Mattoon | 1987—Taylor Thomas, Urbana 4 8:11 |



Special Thanks

More than 100 dedicated men and women volunteer their time, energy and effort to serve as the personnel responsible for conducting the annual State Track Meet. It would be impossible to conduct this gigantic track and field carnival without their expertise and the state meet would not have the national reputation it does without their cheerful cooperation. To the busy men and women who slice this precious portion out of their regular schedules to serve the young athletes here this weekend in a special way, we offer a very, very special thanks.

Administering this year's State Final Meet would not be possible without the tremendous contributions of the Harry Gill Company,

Urbana, Xerox Corporation of Champaign and Dekan Athletic Equipment Corp., West Chicago.

For the 36th great year, the Harry Gill Company is supplying some track and field equipment used here at O'Brien Stadium. Xerox Corporation of Champaign has contributed a paper copier for this year, which is used to help speed up the posting of results of the more than 1,000 competitors. Dekan Athletic Equipment Corp. is supplying for the 7th year the digital watches used by the timers.

The IHSA greatly appreciates the sincere interest in the young people of Illinois demonstrated by these firms.

Results Are Posted

Results of competition in all events both Friday and Saturday are posted on the bulletin boards under the west main grandstand of O'Brien Stadium (north and next to the concession stand) as they become available. In addition, lane and flight assignments for the finals determined after preliminaries (and/or semifinals) Friday are also posted. Fans who wish to make notes in their Official Program

are invited to visit this area as often as they desire both days of the meet. **ALL PERSONS**, however, are requested **not to remove** the posted material from the bulletin boards. In addition to being useful to track fans, the posted result sheets and heat sheets are the only vehicle by which coaches and contestants can gather necessary information concerning athletes from their school and specific assignments from future competition in the meet.

Meet the



Administrative Staff

You May Reach Us By...

Writing: IHSA Office
Box 2715
Bloomington, IL 61702-2715
Calling: (309) 663-6377



LAVERE L. ASTROTH
Executive Secretary



DAVE FRY
Associate Exec. Secretary



CHARLENE BREMBERG
Asst. Exec. Secretary



OLA BUNDY
Asst. Exec. Secretary



JIM FLYNN
Asst. Exec. Secretary



DON ROBINSON
Asst. Exec. Secretary

Personnel Working The 1987 Boys Meet

Honorary Referee:

Taylor Thomas, Urbana

Referee:

Jerry Parsons, Normal

Aid to Referee:

Steve Parsons, Normal

Starter:

Dean Anderson, LaGrange

Assistant Starters:

William R. Anderson, Rantoul
Vern R. Sprehe, Rushville

Clerk of Course:

Elmer D. Smith, Neoga

Assistant Clerks:

Bill Brandvold, Mattoon
Ralph Krupke, Roselle
Suzanne J. Pariseau, Warrenville
Alec J. Rexroat, Oak Park

Relay Clerks:

Bob Hout, Newton
Johnie H. Meisner, Easton
Robert Polson, Palos Park
John Steele, Royalton

Accutrack Operators:

Larry Clear, Gordonville, MO
Donald A. Helberg, Carol Stream
John Polka, Oak Park

Accutrack Film Evaluators:

Dennis Best, Morris
Dick Hamann, Carrollton
Edward Key, Jr., Chicago
Willie L. May, Evanston

Head Finish Judges:

Chic Anderson, Palatine
Carlin Nalley, Lisle

Finish Judges:

Russell R. Attis, Mt. Prospect
John R. Davis, Glenview
Joseph H. Gross, Indian Head Park
Mark A. Jostes, Warrensburg
Jerry Kats, Peoria
Ed Madix, Decatur
Ron Powell, Alexis
Hal E. Prichard, Decatur
Richard Raub, Springfield
Bruce Samoore, Palatine
Eugene Sawalich, Belleville
James Schaive, Ottawa
Gary Scholz, Schaumburg
Tom Slack, Bloomington
James V. Southworth, Marion
Dick Tharp, Normal
Don VanDerSnick, Batavia
Sam VanScoyoc, Bloomington
Bryan Wilkinson, Granite City

Head Timers:

Charles Feutz, Schaumburg
Richard K. Welty, Palatine

Assistant Head Timer:

Gene McFarland, Charleston

Timers:

Jerry L. Blew, Wheaton
Frank Chiodo, Normal
Don Crandall, Hoffman Estates
Harry Fletcher, Oregon
Dwayne Foote, Libertyville
Pascal M. Gilmore, Libertyville
Ron Holden, Decatur
Dr. Francis E. Kite, Riverside
Bob LaCroix, Peoria
John W. Liljah, Moline
Keith R. Lowell, Normal

Charles McCarthy, Bloomington
Jerry Y. McGuire, Oak Park
Brewster Parker, Lincoln
David Pasquini, Arlington Heights
Frank R. Pitol, Collinsville
Tony E. Sacco, Chicago
Taylor Thomas, Urbana
Rod White, Centralia

Head Curve & Exchange Inspectors:

R. B. Garshelis, Charleston
James E. Johnson, Charleston

Curve & Exchange Inspectors:

Doug Barclay, Bourbonnais
David Brooks, Olney
Michael F. Burke, Chicago
Thomas Dardugno, St. Charles, MO
Wayne A. Endicott, Palatine
Jim Grimes, Cullom
Charles Ingram, Harrisburg
Mark P. McCabe, River Forest
Carl Manier, Jr., Tunnel Hill
Charles E. Manier, Tunnel Hill
James E. Martin, Warrenville
Lloyd A. Moma, Blue Mound
Christopher J. Perry, Peoria
Floyd H. Rogers, Crystal Lake
Robert W. Scott, Effingham
Kip Smith, Girard
Stephen E. Weckstein, Highland Park

Pole Vault, Crew No. 1:

Dwight Simmons, Sr., Decatur
Chuck Billings, Glen Ellyn
J. J. DeMattei, Centralia

Pole Vault, Crew No. 2:

Glenn Cothorn, Warrenville
Ken Helberg, Naperville
Rod Shurtz, Waltonville

Pole Vault, Crew No. 3:

Lee Halberg, Springfield
Dave Cobstall, Decatur
Van Steckelberg, Galesburg

High Jump, Crew No. 1:

Paul Kays, Oak Park
David Axelrod, Highland Park
Joyce Carlson, Chicago
Stanley Martin, Elgin

High Jump, Crew No. 2:

Gene McCarter, East Moline
Jack Herschbach, Chester
Darin Lee, West Frankfort
John R. Mills, Bement

Long Jump, Crew No. 1:

Robert G. Turner, Decatur
Dale Engelhorn, San Jose
Randall L. Dwyer, Ashland

Long Jump, Crew No. 2:

William J. Bulat, Milan
Howard D. Morgan, Peoria
Donald L. Schaefer, Charleston

Triple Jump, Crew No. 1:

Al Rosenberger, Jacksonville
Art Carlson, Oregon
Gary Coates, Princeton
Virgil McElfresh, Peoria
Dan Moy, Jacksonville

Triple Jump, Crew No. 2:

Ronald D. Campbell, Skokie
Tedd Beastall, Oak Park
Warren G. Hoger, Westchester
Graham Updike, Centralia
Jim Woodward, Eldorado

Shot Put, Crew No. 1:

Kenneth L. Shelhamer, Oak Park
Curt Reed, McLeansboro
J. Larry Lane, Crystal Lake

Shot Put, Crew No. 2:

Thomas Miller, Dundee
Doug Chapman, Belvidere
Kenneth Johnson, Elgin

Shot Put Inspector:

Glenn Schwartzwalder, Carpentersville

Asst. Shot Put Inspector:

Brad Schwartzwalder, Carpentersville

Discus, Crew No. 1:

John D. Nation, Monticello
Emilio "Mush" Bassy, Columbia
John F. Harrer, Arthur
Don Kemp, Concord
Wayne Prince, Belleville

Discus, Crew No. 2:

Larry Miller, Ottawa
Crenden Keller, Crystal Lake
Warren McGhee, Urbana, OH
Carl Magsamen, Park Ridge
Otis H. Taylor, Herrin
Dennis Winkler, Morton

Discus Implement Inspector, Crew No. 1:

Geza E. Ehrentreu, Peoria Hts.

Discus Implement Inspector, Crew No. 2:

Paul Browning, Belleville

Anemometer Operators:

Ron Gummerson, Schaumburg
Arthur W. Marshall, East St. Louis
Jerome Slack, Wheaton
Ben H. Ward, Chicago

Announcers:

Robert W. Middleton, Alton
Joe Spagnolo, Westchester

Scorers:

Eric D. Anderson, Willowbrook
Darrell L. Prince, Dolton
Art Sievers, Monticello
Lynn Swango, Monticello

Finish Line Marshalls:

Michael Begovich, Melrose Park
Paul Neakrase, Washington

Finish Line Recorders:

Harold D. Bowen, Farmington
Kenneth L. Kite, Hoffman Estates

Seeding Staff Chairman:

Loyd Grafford, East Alton

Seeding Staff:

Gail Borton, West Frankfort
John W. Cheney, Berwyn
Jim R. Lewis, East St. Louis
Leonard E. Wilson, Champaign

Supervisors—

Track Events:

Hank Feldt, Lebanon

Finish Line Flow:

Ron Helberg, Glenview

Field Events (Except Pole Vault):

Phil Salzer, Peoria

Pole Vault:

Glenn Cothorn, Warrenville

Records:

Hank Feldt, Lebanon

Awards Liaison:

Gail Borton, West Frankfort
(Sat. only)

Administration & Information:

Larry Ragsdale, Knoxville (Chairman)
Phil Salzer, Peoria (Co-Chairman)
Walter Elmore, Charleston
Glen Hamilton, Pinckneyville

Jury of Appeals:

Walt Elmore, Charleston
Glen Hamilton, Pinckneyville
Ron Helberg, Glenview
Larry Ragsdale, Knoxville
Phil Salzer, Peoria

Games Committee:

Dennis Best, Coal City
Hank Feldt, Lebanon
Roy Gummerson, Oak Park
Dick Hamann, Carrollton
Thomas Hoffman, Pecatonica
Edward Key, Chicago
Willie May, Evanston
Phil Salzer, Peoria

Awards Officials:

Ray Collier
H. Fred Curtis
Thomas G. Howard
William C. Mitze
Leroy Newton
Edward F. Roberts
Dr. Richard E. Stephenson
Lorin J. Stevens
Dr. David W. Turner

IHS Staff:

L. L. Astroth
James P. Flynn
Donald K. Robinson

EIU Representatives:

R. C. Johnson
Ron Papp
Neil Moore

Utility:

Dennis Hood, Elgin
Dennis Snep, Belleville


Press Stewards:

Dave Kidwell, Charleston
Don Vogel, Oak Park
Ron Yoakum, Charleston

Media Assistants:

Judy Pinkston, Bloomington
Jan Wrigley, Normal
Dara Lawyer, Carbondale
Steve Binder, Mattoon
Laura Bruce, LaGrange
Stewart Coleman, Carbondale
Fred Goetzke, Oak Park
Dave Hedger, Oak Park
Steve Hershberger, DeKalb
Gary Hills, Springfield
Wilburn Huston, Charleston
Don Kojich, Charleston
Tim Lee, Danville
Dan Verdun, Odell

Meet the Boys Track and Field Advisory Committee



DENNIS BEST
Coal City
Term Expires 1989



HENRY FELDT
Lebanon
Term Expires 1987



ROY GUMMERSON
Oak Park
Permanent Chairman



DICK HAMANN
Carrollton
Term Expires 1988



THOMAS HOFFMAN
Pecatonica
Term Expires 1989



EDWARD KEY
Chicago (Kenwood)
Term Expires 1988



WILLIE MAY
Evanston (Twp.)
Term Expires 1987



PHIL SALZER
Peoria (H.S.)
Term Expires 1987

Boys Track State Final Time Schedule

Friday, May 29, 1987 (Preliminaries and Semifinals)

Class A Field Events

9:00 a.m.	Pole Vault	- Flight 1 - North Runway (Warmup 8:30 a.m.)
9:15 a.m.	Pole Vault	- Flight 2 - South Runway (Warmup 8:45 a.m.)
11:05 a.m.	Pole Vault	- Flight 3 - North Runway upon completion Flight 1 (30-minute warmup)
9:00 a.m.	High Jump	- Flight 1 - followed by Flight 2 and Flight 3 (Warmup 8:45 a.m.)
9:00 a.m.	Shot Put	- Flight 1 Northwest End Zone (Warmup 8:45 a.m.)
9:00 a.m.	Shot Put	- Flight 2 Northeast End Zone (Warmup 8:45 a.m.)
9:50 a.m.	Shot Put	- Flight 3 Northwest End Zone upon completion Flight 1 (15-minute warmup)
9:50 a.m.	Shot Put	- Flight 4 Northeast End Zone upon completion Flight 2 (15-minute warmup)
9:00 a.m.	Long Jump	- Flight 1 East Side, South Runway (Warmup 8:45 a.m.)
9:00 a.m.	Long Jump	- Flight 2 East Side, North Runway (Warmup 8:45 a.m.)
9:30 a.m.	Long Jump	- Flight 3 East Side, South Runway upon completion Flight 1 (15-minute warmup)
9:32 a.m.	Long Jump	- Flight 4 East Side, North Runway upon completion Flight 2 (15-minute warmup)
10:35 a.m.	Discus	- Flight 1 South Circle (Warmup 10:20 a.m.)
10:40 a.m.	Discus	- Flight 2 North Circle (Warmup 10:25 a.m.)
11:15 a.m.	Discus	- Flight 3 South Circle upon completion Flight 1 (15-minute warmup)
11:15 a.m.	Discus	- Flight 4 North Circle upon completion Flight 2 (15-minute warmup)
10:40 a.m.	Triple Jump	- Flight 1 East Side, A Runway (Warmup 10:25 a.m.)
10:40 a.m.	Triple Jump	- Flight 2 East Side, B Runway (Warmup 10:25 a.m.)
11:20 a.m.	Triple Jump	- Flight 3 East Side, A Runway (15-minute warmup)
11:30 a.m.	Triple Jump	- Flight 4 East Side, B Runway (15-minute warmup)

Class A Running Events

9:00 a.m.	3200 Meter Relay Prelims	(2 heats, qualify top 12 times to finals)
9:22 a.m.	400 Meter Relay Prelims	(4 heats, qualify top 9 times to finals)
9:40 a.m.	110 Meter High Hurdles Prelims	(4 heats, qualify 6 each heat to semifinals)
9:55 a.m.	100 Meter Dash Prelims	(4 heats, qualify 6 each heat to semifinals)
10:10 a.m.	110 Meter High Hurdles Semifinals	(3 heats, qualify 3 each heat to finals)
10:22 a.m.	100 Meter Dash Semifinals	(3 heats, qualify 3 each heat to finals)
10:34 a.m.	800 Meter Run Prelims	(2 heats, qualify top 12 times to finals)
10:44 a.m.	800 Meter Relay Prelims	(4 heats, qualify top 9 times to finals)
11:04 a.m.	400 Meter Run Prelims	(5 heats, qualify top 9 times to finals)
11:22 a.m.	300 Meter Low Hurdles Prelims	(4 heats, qualify top 9 times to finals)
11:46 a.m.	200 Meter Dash Prelims	(4 heats, qualify top 6 each heat to semifinals)
12:00 noon	1600 Meter Run Prelims	(2 heats, qualify top 12 times to finals)
12:14 p.m.	200 Meter Dash Semifinals	(3 heats, qualify 3 each heat to finals)
12:25 p.m.	1600 Meter Relay Prelims	(5 heats, qualify top 9 times to finals)
12:50 p.m.	FINISH TIME	

Class AA Field Events

1:00 p.m.	Pole Vault	- Flight 1 - South Runway (Warmup 12:30 p.m.)
1:15 p.m.	Pole Vault	- Flight 2 - North Runway (Warmup 12:45 p.m.)
3:15 p.m.	Pole Vault	- Flight 3 - South Runway upon completion Flight 1 (30-minute warmup)
1:00 p.m.	High Jump	- Flight 1 - followed by Flight 2 and Flight 3 (Warmup 12:45 p.m.)
1:00 p.m.	Shot Put	- Flight 1 Northeast End Zone (Warmup 12:45 p.m.)
1:00 p.m.	Shot Put	- Flight 2 Northwest End Zone (Warmup 12:45 p.m.)
1:40 p.m.	Shot Put	- Flight 3 Northeast End Zone upon completion Flight 1 (15-minute warmup)
1:40 p.m.	Shot Put	- Flight 4 Northwest End Zone upon completion Flight 2 (15-minute warmup)
1:00 p.m.	Long Jump	- Flight 1 East Side, North Runway (Warmup 12:45 p.m.)
1:00 p.m.	Long Jump	- Flight 2 East Side, South Runway (Warmup 12:45 p.m.)
1:55 p.m.	Long Jump	- Flight 3 East Side, North Runway upon completion Flight 1 (15-minute warmup)
1:55 p.m.	Long Jump	- Flight 4 East Side, South Runway upon completion Flight 2 (15-minute warmup)
2:25 p.m.	Discus	- Flight 1 North Circle (Warmup 2:10 p.m.)
2:25 p.m.	Discus	- Flight 2 South Circle (Warmup 2:10 p.m.)
3:20 p.m.	Discus	- Flight 3 North Circle upon completion Flight 1 (15-minute warmup)
3:20 p.m.	Discus	- Flight 4 South Circle upon completion Flight 2 (15-minute warmup)
2:55 p.m.	Triple Jump	- Flight 1 East Side, A Runway (Warmup 2:40 p.m.)
2:55 p.m.	Triple Jump	- Flight 2 East Side, B Runway (Warmup 2:40 p.m.)
3:42 p.m.	Triple Jump	- Flight 3 East Side, A Runway (15-minute warmup)
4:02 p.m.	Triple Jump	- Flight 4 East Side, B Runway (15-minute warmup)

Class AA Running Events

1:15 p.m.	3200 Meter Relay Prelims	(3 heats, qualify top 12 times to finals)
1:48 p.m.	400 Meter Relay Prelims	(4 heats, qualify top 9 times to finals)
2:06 p.m.	110 Meter High Hurdles Prelims	(5 heats, qualify 5 each heat to semifinals)
2:24 p.m.	100 Meter Dash Prelims	(5 heats, qualify 5 each heat to semifinals)
2:42 p.m.	110 Meter High Hurdles Semifinals	(3 heats, qualify 3 each heat to finals)
2:54 p.m.	100 Meter Dash Semifinals	(3 heats, qualify 3 each heat to finals)
3:06 p.m.	800 Meter Run Prelims	(3 heats, qualify top 12 times to finals)
3:21 p.m.	800 Meter Relay Prelims	(4 heats, qualify top 9 times to finals)
3:41 p.m.	400 Meter Run Prelims	(5 heats, qualify top 9 times to finals)
3:59 p.m.	300 Meter Low Hurdles Prelims	(4 heats, qualify top 9 times to finals)
4:19 p.m.	200 Meter Dash Prelims	(4 heats, qualify top 6 each heat to semifinals)
4:36 p.m.	1600 Meter Run Prelims	(3 heats, qualify top 12 times to finals)
4:57 p.m.	200 Meter Dash Semifinals	(3 heats, qualify 3 each heat to finals)
5:08 p.m.	1600 Meter Relay Prelims	(5 heats, qualify top 9 times to finals)
5:37 p.m.	FINISH TIME	

Note: All field events will be held outdoors (weather permitting). In case of delays in events using the same facility, the following flight will begin as soon as the previous flight is completed.

Saturday, May 30, 1987

(Finals in all events)

Class A Field Events

11:00 a.m.	—Long Jump (South Runway), Pole Vault (North Runway), High Jump
11:15 a.m.	—Shot Put (Northeast Circle)
12:15 p.m.	—Triple Jump (B Runway)
12:30 p.m.	—Discus (North Field)

Class AA Field Events

11:00 a.m.	—Long Jump (North Runway), Pole Vault (South Runway)
11:15 a.m.	—Shot Put (Northwest Circle)
12:30 p.m.	—Discus (South Field)
1:00 p.m.	—High Jump
1:15 p.m.	—Triple Jump (B Runway)

Track Events

12:00 noon	—National Anthem
12:15 p.m.	—Class A 3200 Meter Relay
	—Class AA 3200 Meter Relay
12:39 p.m.	—Class A 400 Meter Relay
	—Class AA 400 Meter Relay
12:58 p.m.	—Class A 3200 Meter Run
	—Class AA 3200 Meter Run—Heat 1
	—Class AA 3200 Meter Run—Heat 2
1:33 p.m.	—Class A 110 Meter High Hurdles
	—Class AA 110 Meter High Hurdles
1:45 p.m.	—Class A 100 Meter Dash
	—Class AA 100 Meter Dash
1:52 p.m.	—Class A 800 Meter Run
	—Class AA 800 Meter Run
2:10 p.m.	—Class A 800 Meter Relay
	—Class AA 800 Meter Relay
2:30 p.m.	—Class A 400 Meter Dash
	—Class AA 400 Meter Dash
2:40 p.m.	—Class A 300 Meter Low Hurdles
	—Class AA 300 Meter Low Hurdles
2:55 p.m.	—Class A 1600 Meter Run
	—Class AA 1600 Meter Run
3:15 p.m.	—Class A 200 Meter Dash
	—Class AA 200 Meter Dash
3:25 p.m.	—Class A 1600 Meter Relay
	—Class AA 1600 Meter Relay
3:45 p.m.	—Awards

(Prior to Classes)

Year	Competitor, School	Year	Competitor, School	Year	Competitor, School	
1893	Jamison, Peoria 50 Yard Dash @ :05.75 100 Yard Dash @ :10.40 220 Yard Dash @ :23.25 One Mile Bicycle @ 2:49.5	1908	Kuhn, Chicago (Wendell Phillips) 50 Yard Dash @ :05.6 100 Yard Dash @ :10.6 Martin, Oak Park 220 Yard Dash @ :23 440 Yard Dash @ :51.8 Barnes, Oak Park 880 Yard Run @ 2:06.2 Mile Run @ 4:41.4	1920	Ayers, Hinsdale Class B 50 Yard Dash @ :05.8 100 Yard Dash @ :10.8 Meyers, Altona Shot Put @ 45-7¼ Discus Throw @ 130-7	
	Bell, Chicago (Lake View) 880 Yard Run @ 2:16 One Mile Run @ 5:41.5		1909	1921	Baxter, Champaign Class A 50 Yard Dash @ :05.8 100 Yard Dash @ :10.2	
1894	Mattis, Champaign 100 Yard Dash @ :10.8 220 Yard Dash @ :24 Bohman, Chicago (Lake View) 880 Yard Run @ 2:15.4 One Mile Run @ 5:37.8 Shepard, Chicago (Hyde Park) Shot Put (12 lb.) @ 39-8 Hammer Throw @ 108-0 Baseball Throw @ 347-5 Herschberger, Peoria Running High Jump @ 5-0½ Pole Vault @ 9-0 Cunningham, Cairo Running Broad Jump @ 17-6 Hop, Step & Jump @ 40-0		1910	1922	Class A 100 Yard Dash @ :10.2 220 Yard Dash @ :22.2 Stewart, Deerfield Shields 120 Yard High Hurdles @ :16.4 220 Yard Low Hurdles @ :26.6	
	1895	Randall, Chicago (S. Division) 50 Yard Dash @ :06.6 100 Yard Dash @ :10.8 Moran, Canton Standing Broad Jump @ 10-0¾ Shot Put (12 lb.) @ 38-8½ Stevens, Mattoon High Kick @ 9-2 Pole Vault @ 9-3		1911	Class B 50 Yard Dash @ :05.8 100 Yard Dash @ :10.6 Carter, Elmwood Shot Put @ 45-4 Discus Throw @ 119-1¼	
	1896	Maclin, DuQuoin 50 Yard Dash @ :05.8 100 Yard Dash @ :10.4		1912	1923	Goodwillie, Chicago (University) Class A 100 Yard Dash @ :10.2 220 Yard Dash @ :21.4
	1897	Maclin, DuQuoin 50 Yard Dash @ :06 100 Yard Dash @ :10.8 220 Yard Dash @ :25 Sutter, Chicago (Lake View) Shot Put (12 lb.) @ 42-3½ Hammer Throw (12 lb.) @ 133-5		1913	Class B 50 Yard Dash @ :05.6 100 Yard Dash @ :10.2	
	1898	Bertram, Lewistown 100 Yard Dash @ :10.2 220 Yard Dash @ :24.4 Bonney, Aurora (East) Running High Jump @ 5-6 Standing Broad Jump @ 10-3½ Fowler, Aurora (East) Shot Put (12 lb.) @ 42-4½ Hammer Throw (12 lb.) @ 112-7		1914	1924	None Class A 1924 Knoop, Chesterfield Class B 50 Yard Dash @ :06 100 Yard Dash @ :10.6 Lewis, Carlinville Shot Put @ 50-2½ Discus Throw @ 120-2
	1899	Bell, Biggsville 50 Yard Dash @ :06 100 Yard Dash @ :10.4 220 Yard Dash @ :23		1914	1925	None Class A
	1900	Bell, Biggsville 50 Yard Dash @ :05.8 100 Yard Dash @ :10.6 220 Yard Dash @ :18 Dougherty, Biggsville Running High Jump @ 5-11 Standing Broad Jump @ 10-3.6		1915	1925	McDonough, Carrollton Class B 100 Yard Dash @ :11 120 Yard High Hurdles @ :17.4 Borsum, Hinsdale 220 Yard Low Hurdles @ :27.4 Running Broad Jump @ 21-3¼
	1901	Webster, Chicago (Englewood) 880 Yard Run @ 2:04 One Mile Run @ 4:40 Annis, Aurora (West) Quarter Mile Bicycle @ :35.2 Mile Bicycle @ 2:38.6		1916	1926	Patterson, Chicago (Tilden) 100 Yard Dash @ No time allowed because of wrong measurement of distance 220 Yard Dash @ :22.1 Rogers, Chicago (Senn) 120 Yard High Hurdles @ :15.8 220 Yard Low Hurdles @ :24.4
	1902	Henderson, Chicago (S. Division) 100 Yard Dash @ :10.8 220 Yard Dash @ :24		1916	1927	None
	1903	Walter Eckersall, Chicago (Hyde Park) 50 Yard Dash @ :05.4 100 Yard Dash @ :10 220 Yard Dash @ :22		1917	1928	Ralph Metcalfe, Chicago (Tilden) 100 Yard Dash @ :10.5 220 Yard Dash @ :21.1
	1904	Seay, Anna 50 Yard Dash @ :05.6 100 Yard Dash @ :10.4 220 Yard Dash @ :22.2 Evvard, Pontiac Hammer Throw @ 164-04 Discus Throw @ 116-2		1918	1929	Ralph Metcalfe, Chicago (Tilden) 100 Yard Dash @ :09.9 220 Yard Dash @ :21.3
	1905	None		1919	1930	Ralph Metcalfe, Chicago (Tilden) 100 Yard Dash @ :09.8 220 Yard Dash @ :21.1 Eggleston, Chicago (Hyde Park) 120 Yard High Hurdles @ :16 220 Yard Low Hurdles @ :25.3
	1906	Harrison, Chicago (Crane) 50 Yard Dash @ :05.4 Running Broad Jump @ 21-6		1919	1931	None
	1907	Randolph, Oak Park 100 Yard Dash @ :10.4 220 Yard Dash @ :23		1920	1932	R. Herman, Oak Park 100 Yard Dash @ :09.7 220 Yard Dash @ :21.2 Pollard, Chicago (Senn) 120 Yard High Hurdles @ :15.1 220 Yard Low Hurdles @ :24.2
				1921	1933	W. Rideout, Tuscola Mile Run @ 4:25.2 880 Yard Run @ 1:59.4 L. Spurgeon, Centralia Running High Jump @ 6-5½ Broad Jump @ 22-7½ J. Freeston, Atlanta Shot Put @ 51-4 Discus Throw @ 125-8
				1922	1934	R. Packard, Rockford 100 Yard Dash @ :09.9 220 Yard Dash @ :22.6 L. Spurgeon, Centralia High Jump @ 6-3 (tied) Broad Jump @ 23-7¾
				1923	1935	R. Packard, Rockford 100 Yard Dash @ :10 220 Yard Dash @ :21
				1924	1936	None
				1925		
				1926		
				1927		
				1928		
				1929		
				1930		
				1931		
				1932		
				1933		
				1934		
				1935		
				1936		

All-Time Boys State Track Meet Multiple Winners continued . . . Page 2

Year	Competitor, School	Year	Competitor, School	Year	Competitor, School
1937	Floss Anders, Moline 100 Yard Dash @ :10 220 Yard Dash @ :22.4	1949	Bob Ulrich, Hinsdale 100 Yard Dash @ :10.1 220 Yard Dash @ :22.5	1965	Michael Butler, Champaign 120 Yard High Hurdles @ :14.8 180 Yard Low Hurdles @ :20.1
1938	None		Wayne Veith, LaGrange (Lyons) 120 Yard High Hurdles @ :14.8 High Jump @ 5-11¾ (tied)		Bruce Aiken, Taylorville 100 Yard Dash @ :10.5 220 Yard Dash @ :22.3
1939	Bruce Freeman, Elmhurst (York) Shot Put @ 53-3¾ Discus Throw @ 145-2	1950	None		Roy Houston, Evanston (Twp.) 440 Yard Dash @ :48.7 Broad Jump @ 22-11¼
	Leicester Farmer, Maywood (Proviso) 100 Yard Dash @ :10.3 Broad Jump @ 23-0½	1951	Ira Murchison, Chicago (Phillips) 100 Yard Dash @ :10.0 220 Yard Dash @ :22.6	1966	Allen Deppe, Campbell Hill (Trico) 100 Yard Dash @ :09.9 220 Yard Dash @ :21.2
1940	Leicester Farmer, Maywood (Proviso) 100 Yard Dash @ :10 Broad Jump @ 24-0¾		Willie Stevens, Chicago (Phillips) 120 Yard High Hurdles @ :14.5 180 Yard Low Hurdles @ :19.8	1967	Ronald Draper, Chicago (Harlan) 120 Yard High Hurdles @ :14.1 180 Yard Low Hurdles @ :18.9
	John Smith, Des Plaines (Maine) 120 Yard High Hurdles @ :14.8 200 Yard Low Hurdles @ :22.9	1952	None		Mike Goodrich, East St. Louis (Sr.) 100 Yard Dash @ :09.7 220 Yard Dash @ :20.9
1941	John Smith, Des Plaines (Maine) 120 Yard High Hurdles @ :14.2 200 Yard Low Hurdles @ :21.9	1953	None	1968	Greg Johnson, East St. Louis (Lincoln) 120 Yard High Hurdles @ :14.0 180 Yard Low Hurdles @ :19.4
1942	George Geyer, Oak Park 100 Yard Dash @ :10.1 220 Yard Dash @ :22	1954	James Franzen, Highland Park 100 Yard Dash @ :10.1 220 Yard Dash @ :21.9	1969	Merlyn Hood, East Moline (United) 100 Yard Dash @ :09.7 220 Yard Dash @ :21.8
1943	None		Vernon Estes, North Chicago 100 Yard Dash @ :10.3 220 Yard Dash @ :21.7	1970	Howard Jones, Evanston 100 Yard Dash @ :09.5 220 Yard Dash @ :21.5
1944	John Spink, Winnetka (New Trier) 120 Yard High Hurdles @ :14.7 200 Yard Low Hurdles @ :22.6		Willie May, Blue Island 120 Yard High Hurdles @ :14.5 180 Yard Low Hurdles @ :19.5	1971	David Merrick, New Lenox (Lincoln-Way) Two Mile Run @ 8:48.9 Mile Run @ 4:07.4
	Tom Boswell, Evanston 100 Yard Dash @ :10.1 220 Yard Dash @ :21.8	1956	John Lattimore, Chicago (Phillips) 220 Yard Dash @ :20.9 440 Yard Dash @ :48.8		Howard Jones, Evanston 100 Yard Dash @ :09.7 220 Yard Dash @ :21.3
1945	Dick Warfield, Winnetka (New Trier) 120 Yard High Hurdles @ :15 200 Yard Low Hurdles @ :23.0	1957	Fred Macklin, Chicago Hts. (Bloom) 440 Yard Dash @ :48.9 Broad Jump @ 22-6½	1972	Craig Virgin, Lebanon Two Mile Run @ 8:51.9 Mile Run @ 4:09.2
1946	Bob O'Brien, Des Plaines (Maine) 100 Yard Dash @ :10.1 220 Yard Dash @ :22.7		Mike Pyle, Winnetka (New Trier) Shot Put @ 58-3½ Discus Throw @ 159-3½		Howard Jones, Evanston 100 Yard Dash @ :09.5 220 Yard Dash @ :21.2
1947	William Konrad, Oak Park 100 Yard Dash @ :10 220 Yard Dash @ :21.7	1958	None	1973	Mike McFarland, Chicago (Parker) 100 Yard Dash @ :09.5 220 Yard Dash @ :20.9
	Joe Peterson, Oak Park Shot Put @ 49-9¾ Discus Throw @ 152	1959	None		Ron Sterrenberg, LaGrange (Lyons) 120 Yard High Hurdles @ :13.8 330 Yard Low Hurdles @ :36.9
1948	Leonard Sykes, Chicago (Phillips) 100 Yard Dash @ :10.4 220 Yard Dash @ :23.2	1960	B. B. Gater, Alton (Sr.) 100 Yard Dash @ :10.4 220 Yard Dash @ :23.4		Joe Stewart, Evanston 100 Yard Dash @ :09.7 220 Yard Dash @ :21.6
		1961	None		
		1962	Tom Atkinson, LaGrange (Lyons) 100 Yard Dash @ :10.1 Broad Jump @ 24-0½		
		1963	None		
		1964	None		

Class A Boys Track Multiple Winners

* = Record (I) = IHSA Record (P) = Prep Record

Year	Competitor, School	Year	Competitor, School
1975	Mark Claypool, Maple Park (Kaneland) Triple Jump @ 46-0¼* 440 Dash @ :49.08*	1981	Mike Conley, Chicago (Luther South) Long Jump @ 23-2¼ Triple Jump @ 50-9" (I) 100 Dash @ :10.64 (wind-aided) 200 Dash @ :22.26
1975	Steve Safranski, Granville (Putnam County) Long Jump @ 22-11* 220 Dash @ :21.94*	1981	John McCarthy, Buffalo (Tri-City) 110 High Hurdles @ :14.33 (wind-aided) 300 Low Hurdles @ :37.75
1976	Steve Safranski, Granville (Putnam County) Long Jump @ 23-3¼* 100 Dash @ :09.95*	1982	John Jacobson, Cornell 1600 Run @ 4:20.24 3200 Run @ 9:17.69
1976	Reo Rorem, Gilman Mile @ 4:18.65 Two-Mile @ 9:11.44*	1982	John McCarthy, Buffalo (Tri-City) 300 Low Hurdles @ :37.89 110 High Hurdles @ :14.39 (wind-aided)
1976	Brent Barth, Peru (St. Bede) 120 High Hurdles @ :14.52 330 Low Hurdles @ :38.00*	1983	Kip Wright, Cairo Long Jump @ 22-5¼ Triple Jump @ 46-10½
1977	Mark Claypool, Maple Park (Kaneland) Long Jump @ 22-3¾ 440 Dash @ :47.18* (I)		John Jacobson, Cornell 1600 Run @ 4:19.04* 3200 Run @ 9:12.55*
1978	Mike Simpson, Casey 100 Dash @ :09.85 (wind-aided) 220 Dash @ :22.19	1984	Sean Canaday, Riverton Shot @ 57-7 Discus @ 177-1
1979	Dan Jeffers, Rochester Long Jump @ 23-6¾ 100 Dash @ :09.98	1984	Tom Mowatt, Chicago (The Latin School) Long Jump @ 22-8¼ Triple Jump @ 46.3½
1980	Mike Conley, Chicago (Luther South) Long Jump @ 21-11 Triple Jump @ 47-3¼	1985	Eric Childs, Cairo 100 Meter Dash @ :10.79 200 Meter Dash @ :22.67
1980	Steve Buchholz, Paxton 100 Dash @ :10.97 200 Dash @ :22.06	1986	Cary Chandler, Chicago (Luther South) 100 Meter Dash @ :10.96 200 Meter Dash @ :22.31

Class AA Boys Track Multiple Winners

* = Record (I) = IHSA Record (P) = Prep Record

Year	Competitor, School
1975	Greg Foster, Maywood (Proviso East) 120 High Hurdles @ :13.47 330 Low Hurdles @ :36.0* (I)
1978	Duane Bibbie, Harvey (Thornton) Long Jump @ 24-3¼ Triple Jump @ 49-3¼
1978	Tom Graves, Orland Park (Sandburg) Mile @ 4:09.37 Two-Mile @ 9:06.91
1979	Bob McGee, Evanston (Twp.) 100 Dash @ :09.51 120 High Hurdles @ :13.87 330 Low Hurdles @ :36.94
1981	Wallace Spearmon, Blue Island (Eisenhower) 100 Dash @ :09.95 (WA) 200 Dash @ :21.53
1982	Barry Malloy, East St. Louis (Lincoln) 110 High Hurdles @ :13.98 (wind-aided) Long Jump @ 23-5¼
1982	Gary Kostrubala, Chicago (Marist) Shot @ 61-3½ Discus @ 184-2* (I)
1982	Albert Robinson, Chicago (Hales Franciscan) 100 Dash @ :10.39 (wind-aided) 200 Dash @ :21.56*
1983	Kelly Reed, Chicago (Kenwood) 100 Dash @ :10.53 200 Dash @ :21.64
1984	Tim Simon, Maywood (Proviso East) Long Jump @ 25-0¼ (WA) 400 Dash @ :47.48
1984	Thomas, Adams, Rock Island (H.S.) 200 Dash @ :21.56 (WA) 100 Dash @ :10.40
1985	Harold Leonard, Chicago (Mt. Carmel) 400 Meter Dash @ :46.51 (I) 200 Meter Dash @ :21.49 (I)
1986	Lance Stewart, Tinley Park (H.S.) Shot @ 60-3¼ Discus @ 186-3



LONG JUMP

How To Score The Finals								
Final Place	1st	2nd	3rd	4th	5th	6th	7th	8th
Team Points	10	8	6	5	4	3	2	1

Key: National Records may be set in any meet in which four or more teams compete, and the timing follows National Federation rules. IHSA Records are the state records and may be set only at the state final meet (prelims or finals). Class A Records are for the small schools only and set only at the state final. Class AA Records are for the large schools only and set only at the state final. FAT = fully automatic timing. MT = manual timing. All-time State of Illinois Bests may be set at any time by a student in any competition from the date the student begins high school until July 1 of the summer following the student's senior year.

Long Jump Records

NAT'L—25-9½ by Gerald Hardeman, Fresno (Edison), CA, 1972.

IHSA—24-6¼ by Oscar Wallace, Alton (Sr.), 1969.

Class A—23-3¼ by Steve Safranski, Granville (Putnam County), 1976.

Class AA—24-4¼ by Larry Perry, Alton (Sr.), 1974.

Event Data

	Class A	Class AA
Total Qualifiers	37	41
Total Regular Qualifiers	32	32
Total Extra Qualifiers	5	9
Qualifying Standard	21-6	21-10

Class A Sectional Bests

22-9¼	Jeff Stone (Sr.) Watseka
22-9½	Kevin Stuckwisch (Jr.) Warsaw
22-0¼	Kevin Cassidy (Sr.) Kankakee (McNamara)
22-0	Richard Wildman (Sr.) Herscher
21-11¼	Duwarn Porter (So.) St. Anne
21-10½	Kyle Lindsey (Jr.) Bismarck (B.-Henning)
21-9¾	Jon Ellis (Sr.) Atkinson
21-8½	Randy Allen (Jr.) Princeton
21-8½	Jason Cross (Jr.) Herscher
21-7¼	Pete Savage (Sr.) Annawan
21-7	Jason Pontnack (Sr.) Ashton
21-6½	Dennis Miller (Jr.) Watseka
21-6	Derek Jeske (Jr.) Shabbona
21-6	John Wisniewski (Sr.) Donovan
21-5¼	Jesse Leonard (So.) Madison
21-4	Jerome Berger (Jr.) Warrensburg (W.-Latham)
21-3½	Ken Walsgott (Sr.) St. Joseph (S.J.-Ogden)
21-1½	Corey Sipes (So.) Rushville
21-1¼	Steve Nicholson (Jr.) Carlinville
21-1	Darin Hodge (Jr.) Cairo
21-1	Gary Crone (Sr.) Nashville

Class AA Sectional Bests

23-6¼	Doug Anderson (Sr.) Summit (Argo)
23-6¼	Reggie Burcy (Sr.) Hillside (Proviso West)
23-6	James Robinson (Sr.) Harvey (Thornton)
23-1¼	Alvin Campbell (Sr.) Oak Park (O.P.-River Forest)
22-9	Steve Christian (Sr.) Hoffman Estates (Conant)
22-9	Eugene Malbrough (Sr.) Hoffman Estates (Conant)
22-8¾	Dave Yarbrough (Sr.) Chicago (Mendel Catholic)
22-8½	Aaron Mobarak (Sr.) Dixon
22-7	Frank Barath (Sr.) Palatine (H.S.)
22-6¼	Johnny Nolan (Jr.) Hillside (Proviso West)
22-4¾	Myron Hickman (Fr.) Alton (Sr.)
22-4¾	Joe Adams (Sr.) Bolingbrook
22-4	Richard Lewis (Sr.) South Holland (Thornwood)
22-2	Alan Turner (Sr.) North Chicago
22-2	Michael Hall (So.) Belleville (West)
22-2	Tim Young (Jr.) Aurora (East)
22-1¼	Ray Buchanan (So.) Maywood (Proviso East)
22-1	Nevin Govan (Sr.) Wheaton (Central)
22-0¼	Dwayne Murphy (Jr.) Chicago Hts. (Bloom)
22-0	Jason Christians (Jr.) Alton (Sr.)

Boys Class A Competitors By Flight

(Boys Class A Competitors Wear Numbers on White)

(Note: Top 9 and ties qualify for finals.)

FLIGHT NO. 1 - South Runway

Order	No.	Competitor, School	Place	Mark
1	422	Jack Evans (So.) Chicago (Luther South)	_____	_____
2	440	Don Schafrath (Sr.) Evergreen Park	_____	_____
3	664	Randy Shade (So.) Greenfield	_____	_____
4	212	Brad Jendruczek (Jr.) Aurora (Central Catholic)	_____	_____
5	67	Cory Bizarri (Sr.) Monmouth (Warren)	_____	_____
6	86	Aaron Massey (Jr.) Taylor Ridge (Rockridge)	_____	_____
7	320	Phil Karnats (Jr.) Normal (University)	_____	_____
8	90	Nelson Donaldson (Sr.) Altamont	_____	_____
9	284	John Shelton (Sr.) Fairfield	_____	_____
10	579	Larry Chamness (Sr.) Henry (H.-Senachwine)	_____	_____

FLIGHT NO. 2 - North Runway

Order	No.	Competitor, School	Place	Mark
1	154	Scott Wenzel (Sr.) Manteno	_____	_____
2	110	Steve Simpson (Jr.) Oakland	_____	_____
3	399	Jeremy Boman (Jr.) Monticello	_____	_____
4	232	Gary Urwiler (Sr.) Mooseheart	_____	_____
5	618	Gary Muller (So.) Hillsboro	_____	_____
6	598	J. E. Hopwood (Sr.) Athens	_____	_____
7	490	Gary Crone (Sr.) Nashville	_____	_____
8	262	Darin Hodge (Jr.) Cairo	_____	_____
9	644	Steve Nicholson (Jr.) Carlinville	_____	_____
10			_____	_____

FLIGHT NO. 3 - South Runway

Order	No.	Competitor, School	Place	Mark
1	370	Corey Sipes (So.) Rushville	_____	_____
2	405	Ken Walsgott (Sr.) St. Joseph (S.J.-Ogden)	_____	_____
3	333	Jerome Berger (Jr.) Warrensburg (W.-Latham)	_____	_____
4	487	Jesse Leonard (So.) Madison	_____	_____
5	176	John Wisniewski (Sr.) Donovan	_____	_____
6	41	Derek Jeske (Jr.) Shabbona	_____	_____
7	208	Dennis Miller (Jr.) Watseska	_____	_____
8	1	Jason Pontnack (Sr.) Ashton	_____	_____
9	514	Pete Savage (Sr.) Annawan	_____	_____
10			_____	_____

FLIGHT NO. 4 - North Runway

Order	No.	Competitor, School	Place	Mark	Order	No.	Competitor, School	Place	Mark
1	184	Jason Cross (Jr.) Herscher	_____	_____	6	187	Richard Wildman (Sr.) Herscher	_____	_____
2	586	Randy Allen (Jr.) Princeton	_____	_____	7	144	Kevin Cassidy (Sr.) Kankakee (McNamara)	_____	_____
3	517	Jon Ellis (Sr.) Atkinson	_____	_____	8	374	Kevin Stuckwisch (Jr.) Warsaw	_____	_____
4	167	Kyle Lindsey (Jr.) Bismarck (B.-Henning)	_____	_____	9	205	Jeff Stone (Sr.) Watseka	_____	_____
5	203	Duwarn Porter (So.) St. Anne	_____	_____					



Boys Class AA Competitors By Flight

(Boys Class AA Competitors Wear Numbers on Blue)

(Note: Top 9 and ties qualify for finals.)

FLIGHT NO. 1 - North Runway

FLIGHT NO. 3 - North Runway

Order	No.	Competitor, School	Place	Mark	Order	No.	Competitor, School	Place	Mark
1	645	Brad Anderson (So.) Northbrook (Glenbrook North)	_____	_____	1	217	Jason Christains (Jr.) Alton (Sr.)	_____	_____
2	716	Anthony Riley (So.) Chicago (C. Vocational)	_____	_____	2	469	Dwayne Murphy (Jr.) Chicago Hts. (Bloom)	_____	_____
3	301	Bobby Lewis (Sr.) O'Fallon	_____	_____	3	401	Nevin Govan (Sr.) Wheaton (Central)	_____	_____
4	614	Steve Battle (So.) Chicago (Gordon Tech.)	_____	_____	4	48	Ray Buchanan (So.) Maywood (Proviso East)	_____	_____
5	312	Dante Garner (Jr.) Freeport (H.S.)	_____	_____	5	106	Tim Young (Jr.) Aurora (East)	_____	_____
6	711	Devon Clark (Jr.) Chicago (Corliss)	_____	_____	6	221	Michael Hall (So.) Belleville (West)	_____	_____
7	311	Warren Pearson (Sr.) Freeport (H.S.)	_____	_____	7	677	Alan Turner (Sr.) North Chicago	_____	_____
8	694	Tharon Davis (So.) Waukegan (West)	_____	_____	8	607	Richard Lewis (Sr.) South Holland (Thornwood)	_____	_____
9	191	Alshun Taylor (Sr.) Peoria (H.S.)	_____	_____	9	113	Joe Adams (Sr.) Bolingbrook	_____	_____
10	467	Fred Campbell (Jr.) Chicago Hts. (Bloom)	_____	_____	10	216	Myron Hickman (Fr.) Alton (Sr.)	_____	_____

FLIGHT NO. 2 - South Runway

FLIGHT NO. 4 - South Runway

Order	No.	Competitor, School	Place	Mark	Order	No.	Competitor, School	Place	Mark
1	78	Darrell Boysaw (Jr.) Champaign (Central)	_____	_____	1	27	Johnny Nolan (Jr.) Hillside (Proviso West)	_____	_____
2	359	Gary Provenzano (So.) Bensenville (Fenton)	_____	_____	2	443	Frank Barath (Sr.) Palatine (H.S.)	_____	_____
3	95	Junior Mosley (Sr.) Rantoul	_____	_____	3	171	Aaron Mobarak (Sr.) Dixon	_____	_____
4	718	Derrick Baker (Jr.) Chicago (Harlan)	_____	_____	4	585	Dave Yarbrough (Sr.) Chicago (Mendel Catholic)	_____	_____
5	745	Derrick Faulkner (Sr.) Chicago (Lane)	_____	_____	5	437	Eugene Malbrough (Sr.) Hoffman Estates (H.S.)	_____	_____
6	551	John Brown (Jr.) Springfield (Southeast)	_____	_____	6	431	Steve Christian (Sr.) Hoffman Estates (Conant)	_____	_____
7	506	Ryan Parlier (Jr.) Bartonville (Limestone)	_____	_____	7	51	Alvin Campbell (Sr.) Oak Park (O.P.-River Forest)	_____	_____
8	459	Marc Dugger (Jr.) Wheeling	_____	_____	8	598	James Robinson (Sr.) Harvey (Thornton)	_____	_____
9	265	Michael Powe (So.) Centralia	_____	_____	9	25	Reggie Burcy (Sr.) Hillside (Proviso West)	_____	_____
10	251	Dale Madison (Sr.) Edwardsville (Sr.)	_____	_____	10	56	Doug Anderson (Sr.) Summit (Argo)	_____	_____
11	19	Greg Fischer (Sr.) Elmhurst (York)	_____	_____					

POLE VAULT PITS



POLE VAULT

How To Score The Finals							
Final Place	1st	2nd	3rd	4th	5th	6th	7th 8th
Team Points	10	8	6	5	4	3	2 1

Key: National Records may be set in any meet in which four or more teams compete, and the timing follows National Federation rules. IHSA Records are the state records and may be set only at the state final meet (prelims or finals). Class A Records are for the small schools only and set only at the state final. Class AA Records are for the large schools only and set only at the state final. FAT = fully automatic timing. MT = manual timing. All-time State of Illinois Bests may be set at any time by a student in any competition from the date the student begins high school until July 1 of the summer following the student's senior year.

Pole Vault Records

NAT'L—17-9½ by Joe Dial, Marlow (H.S.), OK, 1981.
IHSA—16-1 by Mike Murray, Sterling (H.S.), 1985 (Finals).
Class A—14-9¼ by Jim Russell, Wheaton (St. Francis), 1982 (Finals).
Class AA—16-1 by Mike Murray, Sterling (H.S.), 1985 (Finals).

Event Data

	Class A	Class AA
Total Qualifiers	33	37
Total Regular Qualifiers	32	32
Total Extra Qualifiers	1	5
Qualifying Standard	13-0	13-6

Class A Sectional Bests

- 14-6 Jon Kelley (Jr.) Beardstown
- 14-6 Andy Crippen (Jr.) Sherrard
- 14-4 Chad Donley (Jr.) Mahomet (M.-Seymour)
- 14-4 Mike Strack (Sr.) Monticello
- 13-9 Jamie Merek (So.) Clifton (Central)
- 13-8½ Rich Hedge (Sr.) Glasford (Illini Bluffs)
- 13-8 Cory Ronk (Sr.) Mahomet (M.-Seymour)
- 13-6 Brent Culp (Sr.) Carterville
- 13-6 Tim Kingston (Sr.) Norridge (Ridgewood)
- 13-3 Mike Getz (Sr.) Pana
- 13-0½ Keith Goatley (Sr.) Pana
- 13-0 Chad Alexander (Jr.) Stanford (Olympia)
- 13-0 Mike Rodgers (Sr.) Maple Park (Kaneland)
- 13-0 Scott Thiewes (Jr.) Geneva
- 13-0 Rob Drew (Jr.) Carterville
- 13-0 John Grisch (Jr.) Maple Park (Kaneland)
- 13-0 Tim Lance (Sr.) Cuba
- 13-0 Shawn Todd (Sr.) Cambridge
- 12-9 Eric Ruble (So.) Pittsfield
- 12-9 Wade Kuipers (Sr.) Herscher

Class AA Sectional Bests

- 15-7 Brad Miller (Sr.) Glen Ellyn (Glenbard West)
- 15-1 Lonnie Barnes (Sr.) Marion (H.S.)
- 15-0 Dan Hubert (Sr.) Bradley (B.-Bourbonnais)
- 15-0 Greg Fenza (Jr.) Ottawa (Twp.)
- 14-10 Sean Funk (Jr.) Normal (Community)
- 14-6 Grent Bickhaus (Sr.) Naperville (Central)
- 14-6 Kurt Morkunas (Sr.) Schaumburg
- 14-6 Eric Fliszar (Sr.) Skokie (Niles North)
- 14-3 Matt Benson (Jr.) Belvidere
- 14-3 Brian Adamick (Jr.) Deerfield
- 14-0 Dan Farmer (Sr.) Edwardsville (Sr.)
- 14-0 Jeff Morello (Jr.) LaGrange (Lyons)
- 14-0 Mike Carter (Sr.) Pekin
- 14-0 Steve Hollis (Sr.) Freeport (H.S.)
- 14-0 Chris Eiko (Jr.) Naperville (Central)
- 14-0 Kurt Vogt (Sr.) Wheeling
- 14-0 Joe Chiaro (Sr.) Roselle (Lake Park)
- 14-0 Tom McDonald (Jr.) West Chicago (H.S.)

Boys Class A Competitors By Flight

(Boys Class A Competitors Wear Numbers on White)
 (Note: Top 9 and ties qualify for finals.)

FLIGHT NO. 1 - North Runway

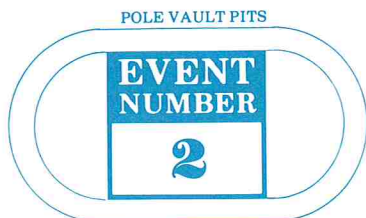
Order	No.	Competitor, School	Place	Mark
1	628	Keith Goatley (Sr.) Pana	---	---
2	627	Mike Getz (Sr.) Pana	---	---
3	457	Tim Kingston (Sr.) Norridge (Ridgewood)	---	---
4	275	Brent Culp (Sr.) Carterville	---	---
5	386	Cory Ronk (Sr.) Mahomet (M.-Seymour)	---	---
6	574	Rich Hedge (Sr.) Glasford (Illini Bluffs)	---	---
7	170	Jamie Merek (So.) Clifton (Central)	---	---
8	394	Mike Strack (Sr.) Monticello	---	---
9	385	Chad Donley (Jr.) Mahomet (M.-Seymour)	---	---
10	79	Andy Crippen (Jr.) Sherrard	---	---
11	335	Jon Kelley (Jr.) Beardstown	---	---

FLIGHT NO. 2 - South Runway

Order	No.	Competitor, School	Place	Mark
1	233	Tom Melvin (Sr.) Ottawa (Marquette)	---	---
2	453	Dan Chaidez (Jr.) Norridge (Ridgewood)	---	---
3	302	Andy Brethorst (Fr.) Clinton	---	---
4	483	Mark Procasky (Jr.) Freeburg	---	---
5	671	Eric Ruble (So.) Pittsfield	---	---
6	188	Wade Kuipers (Sr.) Herscher	---	---
7	53	Shawn Todd (Sr.) Cambridge	---	---
8	341	Tim Lance (Sr.) Cuba	---	---
9	25	John Grisch (Jr.) Maple Park (Kaneland)	---	---
10	278	Rob Drew (Jr.) Carterville	---	---
11	223	Scott Thiewes (Jr.) Geneva	---	---
12	24	Mike Rodgers (Sr.) Maple Park (Kaneland)	---	---
13	326	Chad Alexander (Jr.) Stanford (Olympia)	---	---

FLIGHT NO. 3 - North Runway

Order	No.	Competitor, School	Place	Mark	Order	No.	Competitor, School	Place	Mark
1	99	Ron Harris (So.) Casey (C.-Westfield)	_____	_____	6	555	Brian Becker (Sr.) Dunlap	_____	_____
2	540	Lenny Riley (Sr.) Prophetstown	_____	_____	7	139	Brian Parkhouse (Jr.) El Paso	_____	_____
3	104	Wayne Sharp (Sr.) Louisville (North Clay)	_____	_____	8	520	Darren Naftzger (Sr.) Erie	_____	_____
4	677	Joel Gustafson (Sr.) Waverly	_____	_____	9	135	Tom Hall (Sr.) Braidwood (Reed Custer)	_____	_____
5	500	Todd Hodges (Sr.) Trenton (Wesclin)	_____	_____					



Boys Class AA Competitors By Flight

(Boys Class AA Competitors Wear Numbers on Blue)

(Note: Top 9 and ties qualify for finals.)

FLIGHT NO. 1 - South Runway

FLIGHT NO. 2 - North Runway

Order	No.	Competitor, School	Place	Mark	Order	No.	Competitor, School	Place	Mark
1	522	Mike Carter (Sr.) Pekin	_____	_____	1	369	Mike Bunning (Jr.) Glen Ellyn (Glenbard South)	_____	_____
2	40	Jeff Morello (Jr.) LaGrange (Lyons)	_____	_____	2	136	Scott McLaughlin (Jr.) Joliet (West)	_____	_____
3	252	Dan Farmer (Sr.) Edwardsville (Sr.)	_____	_____	3	34	Klaus Hansen (Jr.) Hinsdale (Central)	_____	_____
4	627	Brian Adamick (Jr.) Deerfield	_____	_____	4	305	Bob McGuire (Sr.) Belvidere	_____	_____
5	304	Matt Benson (Jr.) Belvidere	_____	_____	5	184	Brian Fly (Jr.) Ottawa (Twp.)	_____	_____
6	651	Eric Fliszar (Sr.) Skokie (Niles North)	_____	_____	6	182	Jon Behrends (Sr.) Moline	_____	_____
7	453	Kurt Morkunas (Sr.) Schaumburg	_____	_____	7	271	Lee Wolf (So.) Centralia	_____	_____
8	146	Brent Bickhaus (Sr.) Naperville (Central)	_____	_____	8	22	Ed Pagorzelski (So.) Elmhurst (York)	_____	_____
9	94	Sean Funk (Jr.) Normal (Community)	_____	_____	9	104	Robert Beattie (Sr.) Rantoul	_____	_____
10	183	Greg Fenza (Jr.) Ottawa (Twp.)	_____	_____	10	399	Tom McDonald (Jr.) West Chicago (H.S.)	_____	_____
11	462	Dan Hubert (Sr.) Bradley (B.-Bourbonnais)	_____	_____	11	381	Joe Chiaro (Sr.) Roselle (Lake Park)	_____	_____
12	281	Lonnie Barnes (Sr.) Marion (H.S.)	_____	_____	12	460	Kurt Vogt (Sr.) Wheeling	_____	_____
13	370	Brad Miller (Sr.) Glen Ellyn (Glenbard West)	_____	_____	13	147	Chris Elko (Jr.) Naperville (Central)	_____	_____
					14	313	Steve Hollis (Sr.) Freeport (H.S.)	_____	_____

FLIGHT NO. 3 - South Runway

Order	No.	Competitor, School	Place	Mark
1	781	Antonio Wiltz (Sr.) Chicago (Young)	_____	_____
2	686	John Klister (Sr.) Prairie View (Stevenson)	_____	_____
3	235	Elliott Crawford (Sr.) East St. Louis (Lincoln)	_____	_____
4	218	Matt Halcomb (Sr.) Belleville (East)	_____	_____
5	666	Kirk Christenson (So.) Libertyville	_____	_____
6	546	Jeff Rajaski (Jr.) Springfield (Lanphier)	_____	_____
7	470	Ken Schimanski (Sr.) Chicago Hts. (Bloom)	_____	_____
8	780	Douglas Thomas (Sr.) Chicago (Young)	_____	_____
9	566	Dan Rohe Chicago (Brother Rice)	_____	_____
10	605	Tom Ondras (Sr.) Oak Lawn (Richards)	_____	_____



HIGH JUMP

How To Score The Finals								
Final Place	1st	2nd	3rd	4th	5th	6th	7th	8th
Team Points	10	8	6	5	4	3	2	1

Key: National Records may be set in any meet in which four or more teams compete, and the timing follows National Federation rules. IHSA Records are the state records and may be set only at the state final meet (prelims or finals). Class A Records are for the small schools only and set only at the state final. Class AA Records are for the large schools only and set only at the state final. FAT - fully automatic timing. MT = manual timing. All-time State of Illinois Bests may be set at any time by a student in any competition from the date the student begins high school until July 1 of the summer following the student's senior year.

High Jump Records

- NAT'L**—7-5¼ by Tom Smith, Heyworth, 1985.
- 7-5¼ by Dothel Edwards, Athens (Cedar Shoals), GA, 1984.
- IHSA**—7-3½ by Tom Smith, Heyworth, 1985 (Finals).
- Class A**—7-3½ by Tom Smith, Heyworth, 1985 (Finals).
- Class AA**—7-3¼ by Gail Olson, Sycamore, 1977.

Event Data

	Class A	Class AA
Total Qualifiers	34	39
Total Regular Qualifiers	32	32
Total Extra Qualifiers	2	7
Qualifying Standard	6-4½	6-5

Class A Sectional Bests

- 6-9 Kevin Clements (Jr.) El Paso
- 6-8 Earl Julian (Sr.) Riverton
- 6-6 Walter Hoults (Sr.) Chrisman
- 6-6 Thad Stoerger (Sr.) Monticello
- 6-5½ Steve Gulley (Sr.) Downs (Tri-Valley)
- 6-5½ John Shelton (Sr.) Fairfield
- 6-5 Richard Shade (Sr.) Carlinsville
- 6-5 Brad Jendruczek (Jr.) Aurora (Central Catholic)
- 6-5 Kurt Cassidy (Sr.) Kankakee (McNamara)
- 6-4½ Clint Hymes (Jr.) Neoga
- 6-4½ Travis Wilhite (Sr.) Carthage (Hancock Central)
- 6-4½ Shawn Strachan (Sr.) Sherrard
- 6-4½ Jason Howell (Jr.) Carterville
- 6-4½ Brett Benso (Jr.) St. Joseph (S.J.-Ogden)
- 6-4 Steve Peters (Jr.) Lebanon
- 6-4 Logan Brittain (Jr.) Spring Valley (Hall)
- 6-3 Dave Niedospial (Sr.) Woodstock (Marian)
- 6-3 Tyler Thompson (Sr.) Clay City
- 6-3 Mike Meeks (Sr.) Dakota

Class AA Sectional Bests

- 6-9 Robert Stegall (Sr.) Olympia Fields (Rich Cent.)
- 6-8 Ed Armstrong (Sr.) Bloomington (H.S.)
- 6-7 Mike Kylop (Sr.) Crystal Lake (South)
- 6-7 Kurt Drescher (Sr.) Hinsdale (Central)
- 6-7 Rob Graham (Sr.) Mundelein (Carmel for Boys)
- 6-7 Bruce Reynolds (Sr.) Naperville (North)
- 6-7 John Cole (Sr.) Rolling Meadows (H.S.)
- 6-7 J. R. Dugan (Sr.) Jacksonville (H.S.)
- 6-7 Steve Ansley (Sr.) St. Charles (H.S.)
- 6-5½ Steve Paddock (Jr.) Woodstock (H.S.)
- 6-5 Bryant Stevenson (Jr.) East St. Louis (Lincoln)
- 6-5 Chad Williams (Sr.) Centralia
- 6-5 Ken Ronzone (Jr.) Sterling (H.S.)
- 6-5 Ken James (Sr.) Country Club Hills (Hillcrest)
- 6-5 Tony Leali (Sr.) Hillside (Proviso West)
- 6-5 Dale Hayes (Sr.) Mt. Vernon
- 6-5 Lamont White (Sr.) Bolingbrook
- 6-5 Bran Anderson (Sr.) Hoffman Estates (H.S.)
- 6-5 Ken Anders (Sr.) Bensenville (Fenton)
- 6-5 Mike Williams (So.) Flossmoor (Homewood-F.)
- 6-5 Jason James (Fr.) Mt. Vernon
- 6-5 Steve Thomas (Jr.) West Chicago (H.S.)
- 6-5 Darren Plab (So.) Mascoutah
- 6-5 Todd Milbourn (Sr.) Batavia

Boys Class A Competitors By Flight

(Boys Class A Competitors Wear Numbers on White)

(Note: Top 9 and ties qualify for finals.)

FLIGHT NO. 1

Order	No.	Competitor, School	Place	Mark
1	403	Brett Benso (Jr.) St. Joseph (S.J.-Ogden)	_____	_____
2	277	Jason Howell (Jr.) Carterville	_____	_____
3	80	Shawn Strachan (Sr.) Sherrard	_____	_____
4	340	Travis Wilhite (Sr.) Carthage (Hancock Central)	_____	_____
5	105	Clint Hymes (Jr.) Neoga	_____	_____
6	143	Kurt Cassidy (Sr.) Kankakee (McNamara)	_____	_____
7	212	Brad Jendruczek (Jr.) Aurora (Central Catholic)	_____	_____
8	649	Richard Shade (Sr.) Carlinsville	_____	_____
9	284	John Shelton (Sr.) Fairfield	_____	_____
10	308	Steve Gulley (Sr.) Downs (Tri-Valley)	_____	_____
11	397	Thad Stoerger (Sr.) Monticello	_____	_____
12	420	Walter Hoults (Sr.) Chrisman	_____	_____
13	634	Earl Julian (Sr.) Riverton	_____	_____
14	140	Kevin Clements (Jr.) El Paso	_____	_____

FLIGHT NO. 2

Order	No.	Competitor, School	Place	Mark
1	54	Darren McDonough (So.) Cambridge	_____	_____
2	359	Brian Lacey (Jr.) Manito (Forman)	_____	_____
3	355	Eric Johnson (So.) Lewistown	_____	_____
4	611	Aristead Ephron (Jr.) Greenville	_____	_____
5	495	Wesley Wilt (So.) Sesser (S.-Valier)	_____	_____
6	670	Eric Luedde (Jr.) Pittsfield	_____	_____
7	329	Greg Scott (Jr.) Stanford (Olympia)	_____	_____
8	10	Mike Meeks (Sr.) Dakota	_____	_____
9	101	Tyler Thompson (Sr.) Clay City	_____	_____
10	44	Dave Niedospial (Sr.) Woodstock (Marian)	_____	_____
11	242	Logan Brittain (Jr.) Spring Valley (Hall)	_____	_____
12	484	Steve Peters (Jr.) Lebanon	_____	_____

FLIGHT NO. 3

Order No.	Competitor, School	Place	Mark	Order No.	Competitor, School	Place	Mark
1	452 Jeff Brown (Jr.) Melrose Park (Walther Lutheran)	_____	_____	5	210 Eric Bohner (So.) Watseka	_____	_____
2	176 John Wisniewski (Sr.) Donovan	_____	_____	6	586 Randy Allen (Jr.) Princeton	_____	_____
3	536 Todd Schlegel (Jr.) Morrison	_____	_____	7	548 Will Bumphrey (So.) Bradford	_____	_____
4	435 Mike Crosby (Sr.) Elgin (St. Edward)	_____	_____	8	518 Mike Ashdown (Sr.) Erie	_____	_____



Boys Class AA Competitors By Flight

(Boys Class AA Competitors Wear Numbers on Blue)

(Note: Top 9 and ties qualify for finals.)

FLIGHT NO. 1


Order No.	Competitor, School	Place	Mark
1	209 Ken Ronzone (Jr.) Sterling (H.S.)	_____	_____
2	272 Chad Williams (Sr.) Centralia	_____	_____
3	236 Bryant Stevenson (Jr.) East St. Louis (Lincoln)	_____	_____
4	352 Steve Paddock (Jr.) Woodstock (H.S.)	_____	_____
5	389 Steve Ansley (Sr.) St. Charles (H.S.)	_____	_____
6	515 J.R. Dugan (Sr.) Jacksonville (H.S.)	_____	_____
7	444 John Cole (Sr.) Rolling Meadows (H.S.)	_____	_____
8	153 Bruce Reynolds (Sr.) Naperville (North)	_____	_____
9	673 Rob Graham (Sr.) Mundelein (Carmel for Boys)	_____	_____
10	35 Kurt Drescher (Sr.) Hinsdale (Central)	_____	_____
11	310 Mike Kylop (Sr.) Crystal Lake (South)	_____	_____
12	71 Ed Armstrong (Sr.) Bloomington (H.S.)	_____	_____
13	493 Robert Stegall (Sr.) Olympia Fields (Rich Central)	_____	_____

FLIGHT NO. 2

Order No.	Competitor, School	Place	Mark
1	614 Steve Battle (So.) Chicago (Gordon Tech)	_____	_____
2	358 Todd Milbourn (Sr.) Batavia	_____	_____
3	290 Darren Plab (So.) Mascoutah	_____	_____
4	400 Steve Thomas (Jr.) West Chicago (H.S.)	_____	_____
5	296 Jason James (Fr.) Mt. Vernon	_____	_____
6	482 Mike Williams (So.) Flossmoor (Homewood-F.)	_____	_____
7	360 Ken Anders (Sr.) Bensenville (Fenton)	_____	_____
8	438 Bran Anderson (Sr.) Hoffman Estates (H.S.)	_____	_____
9	114 Lamont White (Sr.) Bolingbrook	_____	_____
10	298 Dale Hayes (Sr.) Mt. Vernon	_____	_____
11	30 Tony Leali (Sr.) Hillside (Proviso West)	_____	_____
12	477 Ken James (Sr.) County Club Hills (Hillcrest)	_____	_____

FLIGHT NO. 3

Order No.	Competitor, School	Place	Mark
1	771 Derrick Short (So.) Chicago (South Shore)	_____	_____
2	782 James Patrick (Sr.) Chicago (Young)	_____	_____
3	748 Maurice Roberts (Jr.) Chicago (Lane)	_____	_____
4	747 Latroy Spann (Jr.) Chicago (Lane)	_____	_____
5	585 Dave Yarbrough (Sr.) Chicago (Mendel Catholic)	_____	_____
6	612 Franklin Limpin (Sr.) South Holland (Thornwood)	_____	_____
7	192 Steve Winters (Sr.) Peoria (H.S.)	_____	_____
8	171 Aaron Mobarak (Sr.) Dixon	_____	_____
9	174 Todd Akers (Jr.) Geneseo (Darnall)	_____	_____
10	615 Pat Dauphin (Jr.) Chicago (Gordon Tech)	_____	_____
11	539 Eric Sheppard (Sr.) Springfield (H.S.)	_____	_____
12	696 Chris Herling (Sr.) Zion (Z.-Benton)	_____	_____
13	249 Brian Mosby (Sr.) East St. Louis (Sr.)	_____	_____
14	93 Andy Ommen (Sr.) Normal (Community)	_____	_____



SHOT PUT

How To Score The Finals								
Final Place	1st	2nd	3rd	4th	5th	6th	7th	8th
Team Points	10	8	6	5	4	3	2	1

Key: National Records may be set in any meet in which four or more teams compete, and the timing follows National Federation rules. IHSA Records are the state records and may be set only at the state final meet (prelims or finals). Class A Records are for the small schools only and set only at the state final. Class AA Records are for the large schools only and set only at the state final. FAT = fully automatic timing. MT = manual timing. All-time State of Illinois Bests may be set at any time by a student in any competition from the date the student begins high school until July 1 of the summer following the student's senior year.

Shot Put Records

NAT'L—77-0 by Michael Carter, Dallas (Jefferson), TX, 1979.
IHSA—64-2¼ by Tom Stock, Belleville (West), 1970.
Class A—60-11½ by Steve Brondyke, Fulton, 1979.
Class AA—63-9¾ by Gerald Green, Waukegan (West), 1979.

Event Data

	Class A	Class AA
Total Qualifiers	35	36
Total Regular Qualifiers	32	32
Total Extra Qualifiers	3	4
Qualifying Standard	50-0	52-6

Class A Sectional Bests

- 58-0¾ Chad Canaday (Sr.) Riverton
- 54-11½ Braidy Miller (Sr.) Sullivan
- 53-7½ David Keeler (Sr.) Robinson
- 52-8½ Patrick Wiese (Jr.) Nashville
- 52-7 Brent Miller (Jr.) Sullivan
- 52-6¾ Rick Gaines (Jr.) Wayne City
- 52-4 David Tison (Sr.) Bismarck (B.-Henning)
- 52-0 Phil Haage (Sr.) Glasford (Illini Bluffs)
- 51-1½ Tim Holderer (Jr.) Mahomet (M.-Seymour)
- 50-11 Kevin Bellis (Sr.) Dwight
- 50-9½ Scott Kibler (Sr.) Tuscola
- 50-4 Scott Wilson (Jr.) Toledo (Cumberland)
- 50-2¾ Rafi Wilkinson (Sr.) Mahomet (M.-Seymour)
- 49-11½ Jim Hartleib (Jr.) Woodstock (Marian)
- 49-10½ Dean Nelson (Sr.) Joy (Westmer)
- 49-9½ Jason Landers (Jr.) Oneida (ROWVA)
- 49-8 Adam Wilson (Sr.) Winchester
- 49-6 Jason Close (Sr.) Varna (Mid-County)
- 49-2½ Joel Wood (Jr.) Watseka
- 48-10¼ Ted Dooley (Sr.) Lisle (Sr.)

Class AA Sectional Bests

- 61-5¼ Scott Cappos (Sr.) Oak Lawn (Community)
- 58-10¾ Kevin Thorsen (Sr.) Roselle (Lake Park)
- 58-3¾ Charles Collins (Sr.) Chicago (Mendel Catholic)
- 57-11½ Gordon Staley (Sr.) Rock Island (H.S.)
- 56-11¼ Darryl Graham (Sr.) East St. Louis (Lincoln)
- 56-6 Mike Poloskey (Sr.) Joliet (Central)
- 56-5¼ Kevin Coleman (Jr.) Elgin (Larkin)
- 56-0 Mike LaDere (So.) Chicago Hts. (Bloom)
- 55-7½ Paul Johnson (Sr.) Rockford (Boylan)
- 55-7¼ Steve Novak (Sr.) Cicero-Berwyn (Morton)
- 54-10¼ Todd Novak (Sr.) LaGrange (Lyons)
- 54-8¾ Wayne Keneipp (Sr.) Chicago (Leo)
- 54-3¾ Eddie Velarde (Jr.) Aurora (West)
- 54-3½ Vander Harris (Sr.) Olympia Fields (Rich Central)
- 53-10 Ed O'Bradovich (Sr.) Palatine (Fremd)
- 53-9¾ Vernon Garrison (Sr.) East St. Louis (Lincoln)
- 53-8¼ Billy All (So.) Centralia
- 53-4½ Kerwin Price (Sr.) East St. Louis (Sr.)
- 53-1½ Sean Walker (Sr.) Ottawa (Twp.)
- 53-0¾ Matt Desutter (Jr.) Plainfield

Boys Class A Competitors By Flight

(Boys Class A Competitors Wear Numbers on White)

(Note: Top 9 and ties qualify for finals.)

FLIGHT NO. 1 - North East

Order	No.	Competitor, School	Place	Mark
1	323	C.J. Shupe (Jr.) Normal (University)	_____	_____
2	165	Dean Fritz (Sr.) Reddick	_____	_____
3	238	Tad Piron (Sr.) Sandwich	_____	_____
4	459	Dennis Casey (Sr.) Norridge (Ridgewood)	_____	_____
5	234	Tom Pocivasek (Jr.) Ottawa (Marquette)	_____	_____
6	36	Mike Norman (Sr.) Rockford (Christian Life)	_____	_____
7	313	Travis Akin (Sr.) Mason City	_____	_____
8	533	Ron Anger (Sr.) Galena	_____	_____

FLIGHT NO. 2 - North West

Order	No.	Competitor, School	Place	Mark
1	621	Dave Cappellin (Sr.) Kincaid (South Fork)	_____	_____
2	476	Jeremy Cornett (Sr.) DuQuoin	_____	_____
3	526	Scott Whitmore (Sr.) Fulton (H.S.)	_____	_____
4	285	Aaron Barclay (Jr.) Johnston City	_____	_____
5	371	Mike Grate (Sr.) Rushville	_____	_____
6	650	David Qualls (So.) Carlinville	_____	_____
7	356	Lee Pratt (Jr.) Lewistown	_____	_____
8	443	Ted Dooley (Sr.) Lisle (Sr.)	_____	_____
9	209	Joel Wood (Jr.) Watsaka	_____	_____

FLIGHT NO. 3 - North East

Order	No.	Competitor, School	Place	Mark
1	589	Jason Close (Sr.) Varna (Mid-County)	_____	_____
2	679	Adam Wilson (Sr.) Winchester	_____	_____
3	69	Jason Landers (Jr.) Oneida (ROWVA)	_____	_____
4	56	Dean Nelson (Sr.) Joy (Westmer)	_____	_____
5	45	Jim Hartleib (Jr.) Woodstock (Marian)	_____	_____
6	388	Rafi Wilkinson (Sr.) Mahomet (M.-Seymour)	_____	_____
7	126	Scott Wilson (Jr.) Toledo (Cumberland)	_____	_____
8	418	Scott Kibler (Sr.) Tuscola	_____	_____

FLIGHT NO. 4 - North West

Order	No.	Competitor, School	Place	Mark	Order	No.	Competitor, School	Place	Mark
1	137	Kevin Bellis (Sr.) Dwight	_____	_____	6	409	Brent Miller (Jr.) Sullivan	_____	_____
2	387	Tim Holderer (Jr.) Mahomet (M.-Seymour)	_____	_____	7	491	Patrick Wiese (Jr.) Nashville	_____	_____
3	575	Phil Haage (Sr.) Glasford (Illini Bluffs)	_____	_____	8	116	David Keeler (Sr.) Robinson	_____	_____
4	168	David Tison (Sr.) Bismarck (B.-Henning)	_____	_____	9	408	Braidy Miller (Sr.) Sullivan	_____	_____
5	294	Rick Gaines (Jr.) Wayne City	_____	_____	10	633	Chad Canaday (Sr.) Riverton	_____	_____



Boys Class AA Competitors By Flight

(Boys Class AA Competitors Wear Numbers on Blue)

(Note: Top 9 and ties qualify for finals.)

FLIGHT NO. 1 - NORTH EAST RUNWAY

Order	No.	Competitor, School	Place	Mark
1	752	Cory Gunderson (Sr.) Chicago (Lane)	_____	_____
2	758	Reginald Johnson (Sr.) Chicago (Morgan Park)	_____	_____
3	749	Antonio Howard (Sr.) Chicago (Lane)	_____	_____
4	659	Nick Mancuso (Sr.) Lake Forest (H.S.)	_____	_____
5	637	Sean Campbell (So.) Glenview (Glenbrook South)	_____	_____
6	517	Keith Klockenga (Sr.) Lincoln	_____	_____
7	616	Paul Davison (Sr.) Chicago (Gordon Tech)	_____	_____
8	87	Jamie Pilson (Sr.) Mattoon	_____	_____

FLIGHT NO. 2 - NORTH WEST RUNWAY

Order	No.	Competitor, School	Place	Mark
1	521	David Lott (Jr.) Morton	_____	_____
2	674	Jeff Zgonina (Jr.) Mundelein (Carmel for Boys)	_____	_____
3	88	Sean Hubner (Jr.) Mt. Zion	_____	_____
4	773	Fred Petty (Jr.) Chicago (Tilden)	_____	_____
5	346	Sidney Woods (Jr.) Rockford (West)	_____	_____
6	302	Dwayne Summers (Sr.) West Frankfort (Frankfort)	_____	_____
7	432	Ed Niedoispal (Sr.) Hoffman Estates (Conant)	_____	_____
8	291	Harvey Groennert (Jr.) Mascoutah	_____	_____

FLIGHT NO. 3 NORTH EAST RUNWAY

Order	No.	Competitor, School	Place	Mark
1	164	Matt Desutter (Jr.) Plainfield	_____	_____
2	185	Sean Walker (Sr.) Ottawa (Twp.)	_____	_____
3	250	Kerwin Price (Sr.) East St. Louis (Sr.)	_____	_____
4	273	Billy Alli (So.) Centralia	_____	_____
5	238	Vernon Garrison (Jr.) East St. Louis (Lincoln)	_____	_____
6	441	Ed O'Bradovich (Sr.) Palatine (Fremd)	_____	_____
7	499	Vander Harris (Sr.) Olympia Fields (Rich Central)	_____	_____
8	111	Eddie Velarde (Jr.) Aurora (West)	_____	_____
9	568	Wayne Keneipp (Sr.) Chicago (Leo)	_____	_____
10	41	Todd Novak (Sr.) LaGrange (Lyons)	_____	_____

FLIGHT NO. 4 - NORTH WEST RUNWAY

Order	No.	Competitor, School	Place	Mark
1	2	Steve Novak (Sr.) Cicero-Berwyn (Morton)	_____	_____
2	326	Paul Johnson (Sr.) Rockford (Boylan)	_____	_____
3	471	Mike LaDere (So.) Chicago Hts. (Bloom)	_____	_____
4	363	Kevin Coleman (Jr.) Elgin (Larkin)	_____	_____
5	128	Mike Poloskey (Sr.) Joliet (Central)	_____	_____
6	237	Darryl Graham (Sr.) East St. Louis (Lincoln)	_____	_____
7	205	Gordon Staley (Sr.) Rock Island (H.S.)	_____	_____
8	586	Charles Collins (Sr.) Chicago (Mendel Catholic)	_____	_____
9	382	Kevin Thorsen (Sr.) Roselle (Lake Park)	_____	_____
10	603	Scott Cappos (Sr.) Oak Lawn (Community)	_____	_____



TRIPLE JUMP

Boys Class A Competitors By Flight

(Boys Class A Competitors Wear Numbers on White)

(Note: Top 9 and ties qualify for finals.)

How To Score The Finals								
Final Place	1st	2nd	3rd	4th	5th	6th	7th	8th
Team Points	10	8	6	5	4	3	2	1

Key: National Records may be set in any meet in which four or more teams compete, and the timing follows National Federation rules. IHSA Records are the state records and may be set only at the state final meet (prelims or finals). Class A Records are for the small schools only and set only at the state final. Class AA Records are for the large schools only and set only at the state final. FAT = fully automatic timing. MT = manual timing. All-time State of Illinois Bests may be set at any time by a student in any competition from the date the student begins high school until July 1 of the summer following the student's senior year.

Triple Jump Records

NAT'L—52-10½ by Charles Mayfield, Pasadena (Muir), CA, 1980.

IHSA—50-9 by Mike Conley, Chicago (Luther South), 1981 (Finals).

Class A—50-9 by Mike Conley, Chicago (Luther South), 1981 (Finals).

Class AA—49-7¾ by Joe Tucker, Lockport (H.S.), 1977.

Event Data

	Class A	Class AA
Total Qualifiers	34	41
Total Regular Qualifiers	32	32
Total Extra Qualifiers	2	9
Qualifying Standard	43-9½	44-6

Class A Sectional Bests

45-6½	Patrick Williams (Sr.) St. Anne
45-0½	Darell Carrothers (Sr.) St. Anne
44-11¾	Pete Savage (Sr.) Annawan
44-8¼	Otis Ware (Sr.) Madison
44-7¾	Gary Crone (Sr.) Nashville
44-6	Chris Chambliss (Sr.) Elmhurst (Timothy Christ.)
44-4	Brian Seger (Jr.) Rockford (Christian Life)
44-2½	Mike Goben (Sr.) Viola (Winola)
44-2	Arvl Fluery (Jr.) Elgin (St. Edward)
44-0½	John Wisniewski (Sr.) Donovan
43-9½	Dan Steele (Sr.) Sherrard
43-9½	Kyle Lindsey (Jr.) Bismarck (B.-Henning)
43-9	Kevin Cassidy (Sr.) Kankakee (McNamara)
43-0½	Mike Smith (So.) Lovington
42-10½	Ed Baldridge (Sr.) Maple Park (Kaneland)
42-10	Kevin Stuckwisch (Jr.) Warsaw
42-8	Pete McAdams (Jr.) Spring Valley (Hall)
42-7½	Corey Franklin (Sr.) Riverton
42-7½	Chris Earl (Jr.) Erie
42-7½	Joe Sobin (Jr.) Spring Valley (Hall)

Class AA Sectional Bests

47-11	Dwayne Murphy (Jr.) Chicago Hts. (Bloom)
47-9½	Tony Rice (Sr.) Decatur (MacArthur)
47-7	Frank Bryan (Sr.) Rantoul
47-2½	Doug Allen (Sr.) Edwardsville (Sr.)
46-11½	Ronte Harris (Sr.) Springfield (H.S.)
46-3	Eugene Malbrough (Sr.) Hoffman Estates (H.S.)
46-3	Dave Yarbrough (Sr.) Chicago (Mendel Catholic)
46-2	Courtney Smith (So.) Lockport (Twp.)
45-8½	Jerome Hyatt (Sr.) Rockford (Auburn)
45-6½	Erick Thomas (Jr.) Dolton (Thorndridge)
45-5½	James Winston (Jr.) Waukegan (East)
45-5¼	Pat Cooper (Sr.) Zion (Z.-Benton)
45-4½	Michael Scruggs (Jr.) East St. Louis (Lincoln)
45-3¼	Taurus Rutherford (Sr.) Peoria (H.S.)
45-3	Alvin Campbell (Sr.) Oak Park (O.P.-River Forest)
45-2	Jason Christians (Jr.) Alton (Sr.)
45-1	Stacy Martin (Sr.) Rockford (West)
44-11½	Greg Fischer (Sr.) Elmhurst (York)
44-10½	Willie Cook (Sr.) Hillside (Proviso West)
44-10	James Coles (Jr.) North Chicago

FLIGHT NO. 1 - Runway A

Order	No.	Competitor, School	Place	Mark
1	586	Randy Allen (Jr.) Princeton	_____	_____
2	389	Mike Smallwood (Jr.) Mahomet (M.-Seymour)	_____	_____
3	123	Ed Moss (Jr.) St. Elmo	_____	_____
4	143	Kurt Cassidy (Sr.) Kankakee (McNamara)	_____	_____
5	92	Jeff Ireland (Jr.) Brownstown	_____	_____
6	606	Jeff Jones (Sr.) Buffalo (Tri-City)	_____	_____

FLIGHT NO. 2 - Runway B

Order	No.	Competitor, School	Place	Mark
1	673	Brad Yokem (Sr.) Pleasant Hill	_____	_____
2	675	Bret Kasubke (Sr.) Staunton	_____	_____
3	265	Don Box (Jr.) Cairo	_____	_____
4	572	Mike Reed (Sr.) Farmington (F. East)	_____	_____
5	266	Landall Long (Fr.) Cairo	_____	_____
6	330	Rod Shaffer (Sr.) Stanford (Olympia)	_____	_____
7	366	David Koch (So.) Rushville	_____	_____
8	334	Kurt Hurelbrink (Sr.) Warrensburg (W.-Latham)	_____	_____

FLIGHT NO. 3 - Runway A

Order	No.	Competitor, School	Place	Mark
1	244	Joe Sobin (Jr.) Spring Valley (Hall)	_____	_____
2	519	Chris Earl (Jr.) Erie	_____	_____
3	632	Corey Franklin (Sr.) Riverton	_____	_____
4	243	Pete McAdams (Jr.) Spring Valley (Hall)	_____	_____
5	144	Kevin Cassidy (Sr.) Kankakee (McNamara)	_____	_____
6	167	Kyle Lindsey (Jr.) Bismarck (B.-Henning)	_____	_____
7	75	Dan Steele (Sr.) Sherrard	_____	_____
8	176	John Wisniewski (Sr.) Donovan	_____	_____
9	436	Arvl Fluery (Jr.) Elgin (St. Edward)	_____	_____

FLIGHT NO. 4 - Runway B

Order	No.	Competitor, School	Place	Mark	Order	No.	Competitor, School	Place	Mark
1	374	Kevin Stuckwisch (Jr.) Warsaw	_____	_____	7	490	Gary Crone (Sr.) Nashville	_____	_____
2	23	Ed Baldrige (Sr.) Maple Park (Kaneland)	_____	_____	8	488	Otis Ware (Sr.) Madison	_____	_____
3	378	Mike Smith (So.) Lovington	_____	_____	9	514	Pete Savage (Sr.) Annawan	_____	_____
4	87	Mike Goben (Sr.) Viola (Winola)	_____	_____	10	204	Darell Carrothers (Sr.) St. Anne	_____	_____
5	37	Brian Seger (Jr.) Rockford (Christian Life)	_____	_____	11	198	Patrick Williams (Sr.) St. Anne	_____	_____
6	439	Chris Chambliss (Sr.) Elmhurst (Timothy Christian)	_____	_____					



Boys Class AA Competitors By Flight

(Boys Class AA Competitors Wear Numbers on Blue)

(Note: Top 9 and ties qualify for finals.)

FLIGHT NO. 1 - Runway A

Order	No.	Competitor, School	Place	Mark
1	705	Steven Ellis (Jr.) Chicago (Austin)	_____	_____
2	301	Bobby Lewis (Sr.) O'Fallon	_____	_____
3	776	Darren Jones (Sr.) Chicago (Westinghouse)	_____	_____
4	718	Derrick Baker (Jr.) Chicago (Harlan)	_____	_____
5	478	Prescott Hardin (Sr.) Crete (C.-Monee)	_____	_____
6	552	Ed Foster (Sr.) Washington	_____	_____
7	84	Lewis Jackson (Sr.) Decatur (MacArthur)	_____	_____
8	431	Steve Christian (Sr.) Hoffman Estates (Conant)	_____	_____
9	569	Ken Mason (So.) Chicago (Leo)	_____	_____

FLIGHT NO. 3 - Runway A

Order	No.	Competitor, School	Place	Mark
1	191	Alshun Taylor (So.) Peoria (H.S.)	_____	_____
2	536	Tony Benson (Sr.) Springfield (H.S.)	_____	_____
3	240	Ronald Willis (So.) East St. Louis (Lincoln)	_____	_____
4	217	Jason Christains (Jr.) Alton (Sr.)	_____	_____
5	51	Alvin Campbell (Sr.) Oak Park (O.P.-River Forest)	_____	_____
6	193	Taurus Rutherford (Sr.) Peoria (H.S.)	_____	_____
7	239	Michael Scruggs (Jr.) East St. Louis (Lincoln)	_____	_____

FLIGHT NO. 2 - Runway B

Order	No.	Competitor, School	Place	Mark
1	750	Steve Nash (Sr.) Chicago (Lane)	_____	_____
2	274	Jason Wernsman (Sr.) Centralia	_____	_____
3	614	Steve Battle (So.) Chicago (Gordon Tech)	_____	_____
4	137	Nathan Clerk (Sr.) Joliet (West)	_____	_____
5	636	Gerald Hill (Jr.) Evanston (Twp.)	_____	_____
6	402	Martin Blackwell (Sr.) Wheaton (Central)	_____	_____
7	171	Aaron Mobarak (Sr.) Dixon	_____	_____
8	390	Mike Lannoye (Sr.) St. Charles (H.S.)	_____	_____
9	48	Ray Buchanan (So.) Maywood (Proviso East)	_____	_____
10	681	James Coles (Jr.) North Chicago	_____	_____
11	28	Willie Cook (Sr.) Hillside (Proviso West)	_____	_____
12	19	Greg Fischer (Sr.) Elmhurst (York)	_____	_____
13	347	Stacy Martin (Sr.) Rockford (West)	_____	_____

FLIGHT NO. 4 - Runway B

Order	No.	Competitor, School	Place	Mark
1	695	Pat Cooper (Sr.) Zion (Z.-Benton)	_____	_____
2	690	James Winston (Jr.) Waukegan (East)	_____	_____
3	594	Erick Thomas (Jr.) Dolton (Thornridge)	_____	_____
4	324	Jerome Hyatt (Sr.) Rockford (Auburn)	_____	_____
5	140	Courtney Smith (So.) Lockport (Twp.)	_____	_____
6	585	Dave Yarbrough (Sr.) Chicago (Mendel Catholic)	_____	_____
7	437	Eugene Malbrough (Sr.) Hoffman Estates (H.S.)	_____	_____
8	540	Ronte Harris (Sr.) Springfield (H.S.)	_____	_____
9	253	Doug Allen (Sr.) Edwardsville (Sr.)	_____	_____
10	98	Frank Bryan (Sr.) Rantoul	_____	_____
11	85	Tony Rice (Sr.) Decatur (MacArthur)	_____	_____
12	469	Dwayne Murphy (Jr.) Chicago Hts. (Bloom)	_____	_____



DISCUS

How To Score The Finals								
Final Place	1st	2nd	3rd	4th	5th	6th	7th	8th
Team Points	10	8	6	5	4	3	2	1

Key: National Records may be set in any meet in which four or more teams compete, and the timing follows National Federation rules. IHSA Records are the state records and may be set only at the state final meet (prelims or finals). Class A Records are for the small schools only and set only at the state final. Class AA Records are for the large schools only and set only at the state final. FAT = fully automatic timing. MT = manual timing. All-time State of Illinois Bests may be set at any time by a student in any competition from the date the student begins high school until July 1 of the summer following the student's senior year.

Discus Records

NAT'L—207-8 by Scott Crowell, Mason City, IA, 1978.
IHSA—187-2 by Gary Kostrubala, Chicago (Marist), 1981 (Finals).
Class A—181-10 by Jeff Wood, Watseka, 1985 (Finals).
Class AA—187-2 by Gary Kostrubala, Chicago (Marist), 1981 (Finals).

Event Data

	Class A	Class AA
Total Qualifiers	33	46
Total Regular Qualifiers	32	32
Total Extra Qualifiers	1	14
Qualifying Standard	149-7	152-0

Class A Sectional Bests

- 176-0 Braidy Miller (Sr.) Sullivan
- 167-4½ Joel Wood (Jr.) Watseka
- 161-9 Chad Canaday (Sr.) Riverton
- 159-10½ David Tison (Sr.) Bismarck (B.-Henning)
- 159-4 Brad Willis (Sr.) Rossville (R.-Alvin)
- 158-5 Jeff Watson (Sr.) Argenta (A.-Oreana)
- 158-4 Mike Grate (Sr.) Rushville
- 156-7 Tom Culley (So.) Knoxville
- 156-4 Phil Haage (Sr.) Glasford (Illini Bluffs)
- 156-0 Tim Holderer (Jr.) Mahomet (M.-Seymour)
- 155-11 David Hillis (Sr.) Carrollton
- 149-11¼ Nart Gebhardt (Sr.) Sandwich
- 149-6 Roger Alvey (Sr.) Glasford (Illini Bluffs)
- 149-6 Brad Harden (Sr.) Auburn
- 147-7 Lance Jones (Sr.) Pinckneyville
- 146-10¼ Owen Smith (Sr.) Plano
- 145-3 Dan Myers (Sr.) Pittsfield
- 143-8 Ron Anger (Sr.) Galena
- 141-10 Chris Adkisson (Jr.) Roseville
- 141-6 Todd Fugh (Sr.) Farmer City (Blue Ridge)

Class AA Sectional Bests

- 185-10 Doug Dean Huff (Sr.) Peoria (H.S.)
- 174-6 Kevin Coleman (Jr.) Elgin (Larkin)
- 173-2 Scott Cappos (Sr.) Oak Lawn (Community)
- 172-11 Mike Ford (Sr.) Libertyville
- 172-2 Brian Treski (Sr.) LaGrange (Lyons)
- 170-2 Miek Poloskey (Sr.) Joliet (Central)
- 168-1 Lyle Cohen (Sr.) Aurora (West)
- 167-9 Dirk Lipert (Sr.) Metropolis (Massac Co.)
- 166-8 Eddie Velarde (Jr.) Aurora (West)
- 166-7 Robert Jones (Jr.) Mt. Vernon
- 166-2½ Vernon Garrison (Jr.) East St. Louis (Lincoln)
- 164-4 Todd Novak (Sr.) LaGrange (Lyons)
- 164-0 Devin Hodge (Sr.) Orland Park (Sandburg)
- 162-9 Scott Kretschmar (Jr.) Buffalo Grove
- 162-4 Jason Pankau (Jr.) Roselle (Lake Park)
- 161-10 Scott Wadas (Sr.) Rolling Meadows (H.S.)
- 161-3 Ray Smith (Sr.) Olympia Fields (Rich Central)
- 160-3 Glen Steiner (Sr.) Hillside (Proviso West)
- 159-9 Paul Johnson (Sr.) Rockford (Boylan)
- 159-3 Terrell Brown (Sr.) Rockford (Auburn)

Boys Class A Competitors By Flight

(Boys Class A Competitors Wear Numbers on White)

(Note: Top 9 and ties qualify for finals.)

FLIGHT NO. 1 - South

Order	No.	Competitor, School	Place	Mark
1	267	Leonard Harris (Jr.) Cairo	_____	_____
2	460	Chris Bilissis (Sr.) Norridge (Ridgewood)	_____	_____
3	286	Wade Thomas (Sr.) McLeansboro	_____	_____
4	443	Ted Dooley (Sr.) Lisle (Sr.)	_____	_____
5	165	Dean Fritz (Sr.) Reddick	_____	_____
6	35	Aaron Fossett (Jr.) Oregon	_____	_____
7	30	Dean Brandt (Sr.) Marengo	_____	_____

FLIGHT NO. 2 - North

Order	No.	Competitor, School	Place	Mark
1	100	Chad Smith (Jr.) Casey (C.-Westfield)	_____	_____
2	515	Greg Conner (Jr.) Annawan	_____	_____
3	475	Ralph Stone (Jr.) Columbia	_____	_____
4	117	David Byrley (Jr.) Robinson	_____	_____
5	138	John Morphe (So.) Dwight	_____	_____
6	358	Wayne Hasty (Jr.) Manito (Forman)	_____	_____
7	309	Todd Fugh (Sr.) Farmer City (Blue Ridge)	_____	_____
8	70	Chris Adkisson (Jr.) Roseville	_____	_____

FLIGHT NO. 3 - South

Order	No.	Competitor, School	Place	Mark
1	523	Ron Anger (Sr.) Galena	_____	_____
2	672	Dan Myers (Sr.) Pittsfield	_____	_____
3	236	Owen Smith (Sr.) Plano	_____	_____
4	493	Lance Jones (Sr.) Pinckneyville	_____	_____
5	605	Brad Harden (Sr.) Auburn	_____	_____
6	576	Roger Alvey (Sr.) Glasford (Illini Bluffs)	_____	_____
7	239	Marty Gebhardt (Sr.) Sandwich	_____	_____
8	655	David Hillis (Sr.) Carrollton	_____	_____
9	387	Tim Holderer (Jr.) Mahomet (M.-Seymour)	_____	_____

FLIGHT NO. 4 - North

Order	No.	Competitor, School	Place	Mark	Order	No.	Competitor, School	Place	Mark
1	575	Phil Haage (Sr.) Glasford (Illini Bluffs)	_____	_____	6	168	David Tison (Sr.) Bismarck (B.-Henning)	_____	_____
2	65	Tom Culley (So.) Knoxville	_____	_____	7	633	Chad Canaday (Sr.) Riverton	_____	_____
3	371	Mike Grate (Sr.) Rushville	_____	_____	8	209	Joel Wood (Jr.) Watseka	_____	_____
4	296	Jeff Watson (Sr.) Argenta (A.-Oreana)	_____	_____	9	408	Braidy Miller (Sr.) Sullivan	_____	_____
5	192	Brad Willis (Sr.) Rossville (R.-Alvin)	_____	_____					



Boys Class AA Competitors By Flight

(Boys Class AA Competitors Wear Numbers on Blue)

(Note: Top 9 and ties qualify for finals.)

FLIGHT NO. 1 - North

Order	No.	Competitor, School	Place	Mark
1	728	Jesse Ulmer (Jr.) Chicago (Julian)	_____	_____
2	719	Brian Burton (Jr.) Chicago (Harlan)	_____	_____
3	751	Anton Pierson (Jr.) Chicago (Lane)	_____	_____
4	88	Sean Hubner (Jr.) Mt. Zion	_____	_____
5	81	Walt Bomball (Jr.) Charleston	_____	_____
6	553	Mike Mills (Jr.) Washington	_____	_____
7	640	Todd Schwartz (Sr.) Highland Park	_____	_____
8	254	Will Summers (So.) Edwardsville (Sr.)	_____	_____
9	638	Andy Rhodes (Sr.) Glenview (Glenbrook South)	_____	_____
10	758	Reginald Johnson (Sr.) Chicago (Morgan Park)	_____	_____
11	172	Matt Guthrie (Sr.) Dixon	_____	_____
12	693	Otis Muttage (Jr.) Waukegan (East)	_____	_____

FLIGHT NO. 3 - North

Order	No.	Competitor, School	Place	Mark
1	259	Dirk Matthias (Sr.) Carbondale	_____	_____
2	586	Charles Collins (Sr.) Chicago (Mendel Catholic)	_____	_____
3	384	Don Peterson (Sr.) Roselle (Lake Park)	_____	_____
4	325	Terrell Brown (Sr.) Rockford (Auburn)	_____	_____
5	326	Paul Johnson (Sr.) Rockford (Boylan)	_____	_____
6	31	Glen Steiner (Sr.) Hillside (Proviso West)	_____	_____
7	500	Ray Smith (Sr.) Olympia Fields (Rich Central)	_____	_____
8	445	Scott Wadas (Sr.) Rolling Meadows (H.S.)	_____	_____
9	383	Jason Pankau (Jr.) Roselle (Lake Park)	_____	_____
10	419	Scott Kretschmar (Jr.) Buffalo Grove	_____	_____

FLIGHT NO. 4 - South

Order	No.	Competitor, School	Place	Mark
1	503	Devin Hodge (Sr.) Orland Park (Sandburg)	_____	_____
2	41	Todd Novak (Sr.) LaGrange (Lyons)	_____	_____
3	238	Vernon Garrison (Jr.) East St. Louis (Lincoln)	_____	_____
4	299	Robert Jones (Jr.) Mt. Vernon	_____	_____
5	111	Eddie Velarde (Jr.) Aurora (West)	_____	_____
6	292	Dirk Lipert (Sr.) Metropolis (Massac Co.)	_____	_____
7	112	Lyle Cohen (Sr.) Aurora (West)	_____	_____
8	128	Mike Poloskey (Sr.) Joliet (Central)	_____	_____
9	42	Brian Treski (Sr.) LaGrange (Lyons)	_____	_____
10	667	Mike Ford (Sr.) Libertyville	_____	_____
11	603	Scott Cappos (Sr.) Oak Lawn (Community)	_____	_____
12	363	Kevin Coleman (Jr.) Elgin (Larkin)	_____	_____
13	194	Doug Dean Huff (Sr.) Peoria (H.S.)	_____	_____

FLIGHT NO. 2 - South

Order	No.	Competitor, School	Place	Mark
1	421	Mike Jordan (Jr.) Cary (C.-Grove)	_____	_____
2	510	Tim Simpson (Sr.) East Peoria	_____	_____
3	283	Lenzie Summers (Sr.) Marion (H.S.)	_____	_____
4	587	Reginald Young (Sr.) Chicago (Mendel Catholic)	_____	_____
5	362	Jim Wormsley (Sr.) Carpentersville (Dundee-Crown)	_____	_____
6	282	Larry Kigin (Sr.) Marion (H.S.)	_____	_____
7	571	Erick Robinson (So.) Chicago (Leo)	_____	_____
8	501	Al Thompkins (Sr.) Olympia Fields (Rich Central)	_____	_____
9	55	Rich Peaslee (Sr.) Oak Park (O.P.-River Forest)	_____	_____
10	570	Kevyn Giggers (Jr.) Chicago (Leo)	_____	_____
11	165	Chris Cozzi (Jr.) Plainfield	_____	_____



3200-METER RELAY

Boys Class A Competitors By Heat

(Boys Class A Competitors Wear Numbers on White)

(Note: Top 12 times qualify for finals.)

How To Score The Finals								
Final Place	1st	2nd	3rd	4th	5th	6th	7th	8th
Team Points	10	8	6	5	4	3	2	1

Key: National Records may be set in any meet in which four or more teams compete, and the timing follows National Federation rules. IHSA Records are the state records and may be set only at the state final meet (prelims or finals). Class A Records are for the small schools only and set only at the state final. Class AA Records are for the large schools only and set only at the state final. FAT = fully automatic timing. MT = manual timing. All-time State of Illinois Bests may be set at any time by a student in any competition from the date the student begins high school until July 1 of the summer following the student's senior year.

3200-Meter Relay Records

NAT'L—7:36.24 by Ambler (Wissa Hickon), PA (Scott Landis, Steven Griffiths, Keith Ryales, Ken Lowry), 1982.

IHSA—7:38.0 (MT) by Harvey (Thornton) (Steve Ibarra, Bill Moran, Mike Clark, Donald White), 1976 (Finals).

Class A—7:54.2 (MT) by Princeton (Tom Caldwell, Mike Rieker, Jaimie Dow, Tom Hodge), 1981 (Finals).

Class AA—7:38.0 (MT) by Harvey (Thornton) (Steve Ibarra, Bill Moran, Mike Clark, Donald White), 1976 (Finals).

Event Data

	Class A	Class AA
Total Qualifiers	32	34
Total Regular Qualifiers	32	32
Total Extra Qualifiers	0	2
Qualifying Standard	8:15.0	8:00.0

Class A Sectional Bests

8:10.8	Pontiac
8:11.6	Elmwood
8:12.4	Prophetstown
8:12.6	Maple Park (Kaneland)
8:13.1	Marengo
8:15.2	Norridge (Ridgewood)
8:16.1	Yorkville
8:16.1	Geneva
8:16.7	Monticello
8:16.9	Normal (University)
8:16.9	Lansing (Illiana Christian)
8:17.0	Freeburg
8:17.0	Delavan
8:17.0	St. Joseph (S.J.-Ogden)
8:17.1	Annawan
8:18.0	Cartersville
8:18.2	Chicago (University)
8:18.4	Lewistown
8:18.5	Auburn
8:19.5	Chester

Class AA Sectional Bests

7:48.0	Batavia
7:51.4	Wheaton (North)
7:52.9	Glen Ellyn (Glenbard South)
7:56.5	Chicago Hts. (Bloom)
7:56.5	Naperville (North)
7:56.7	East St. Louis (Sr.)
7:57.3	Rockford (Guilford)
7:57.4	Chicago (Mendel Catholic)
7:58.0	LaGrange (Lyons)
7:58.0	Darien (Hinsdale South)
7:58.1	Evanston (Twp.)
7:58.4	Elk Grove Village (E.G.)
7:58.6	Centralia
7:58.9	Downers Grove (North)
7:59.1	Springfield (Lanphier)
7:59.6	Hoffman Estates (H.S.)
8:00.0	Elmhurst (York)
8:01.7	Peoria (Manual)
8:02.1	Normal (Community)
8:02.8	Crystal Lake (Central)

HEAT NO. 1

Alley	School	Place	Time
1-1	Pontiac	_____	_____
1-2	Monticello	_____	_____
1-3	Chicago (University)	_____	_____
2-1	Prophetstown	_____	_____
2-2	Normal (University)	_____	_____
2-3	Lewistown	_____	_____
2-4	Carlinville	_____	_____
3-1	Marengo	_____	_____
3-2	Freeburg	_____	_____
3-3	Washburn (Lowpoint-W.)	_____	_____
3-4	Herschler	_____	_____
4-1	Yorkville	_____	_____
4-2	Cairo	_____	_____
4-3	Hillsboro	_____	_____
4-4	Knoxville	_____	_____
4-5	Windsor	_____	_____

HEAT NO. 2

Alley	School	Place	Time
1-1	Elmwood	_____	_____
1-2	Lansing (Illiana Christian)	_____	_____
1-3	Cartersville	_____	_____
2-1	Maple Park (Kaneland)	_____	_____
2-2	Delavan	_____	_____
2-3	Auburn	_____	_____
2-4	Carrollton	_____	_____
3-1	Norridge (Ridgewood)	_____	_____
3-2	St. Joseph (S.J.-Ogden)	_____	_____
3-3	Chester	_____	_____
3-4	Sherrard	_____	_____
4-1	Geneva	_____	_____
4-2	Annawan	_____	_____
4-3	Shelbyville	_____	_____
4-4	Rushville	_____	_____
4-5	Colfax (Octavia)	_____	_____

The goal of the interscholastic program is not to develop All-Americans, but better Americans out of ALL the participants.



Boys Class AA Competitors By Heat

(Boys Class AA Competitors Wear Numbers on Blue)

(Note: Top 12 times qualify for finals.)

HEAT NO. 1

Alley School	Place	Time
1-1 Batavia	_____	_____
1-2 Centralia	_____	_____
1-3 Chicago (Brother Rice)	_____	_____
2-1 Naperville (North)	_____	_____
2-2 Hoffman Estates (H.S.)	_____	_____
2-3 Libertyville	_____	_____
3-1 Rockford (Guilford)	_____	_____
3-2 Normal (Community)	_____	_____
3-3 East St. Louis (Lincoln)	_____	_____
4-1 Darien (Hinsdale South)	_____	_____
4-2 Moline	_____	_____
4-3 Chicago (Austin)	_____	_____

HEAT NO. 2

Alley School	Place	Time
1-1 Wheaton (North)	_____	_____
1-2 Downers Grove (North)	_____	_____
1-3 Park Ridge (Maine East)	_____	_____
2-1 Chicago Hts. (Bloom)	_____	_____
2-2 Elmhurst (York)	_____	_____
2-3 Kankakee (Sr.)	_____	_____
3-1 Chicago (Mendel Catholic)	_____	_____
3-2 Crystal Lake (Central)	_____	_____
3-3 Chicago (Lane)	_____	_____
4-1 Evanston (Twp.)	_____	_____
4-2 Bloomington (H.S.)	_____	_____

HEAT NO. 3

Alley School	Place	Time
1-1 Glen Ellyn (Glenbard South)	_____	_____
1-2 Springfield (Lanphier)	_____	_____
1-3 Chicago (Robeson)	_____	_____
2-1 East St. Louis (Sr.)	_____	_____
2-2 Peoria (Manual)	_____	_____
2-3 Mundelein (Carmel for Boys)	_____	_____
3-1 LaGrange (Lyons)	_____	_____
3-2 Chillocothe (IVC)	_____	_____
3-3 Chicago (Morgan Park)	_____	_____
4-1 Elk Grove Village (E.G.)	_____	_____
4-2 Carbondale	_____	_____

1987 Class A Boys Track Sectional Recap

Sectional	Winning School	Coach	Pts.
Braidwood (Reed Custer)	Pontiac	Chuck Lucas	75
Casey (C.-Westfield)	Casey (C.-Westfield)	Terry Carrell	65
Clinton	Normal (University)	Jack Eddy	73
Dunlap	Princeton	Max Gaumer	36
Eldorado	Cairo	Jim West	76
Erie	Fulton	Craig Faulkner	43
Herscher	St. Anne	Joe Urbelis	64
Lisle (Sr.)	Norridge (Ridgewood)	Fred Hein	50
Mahomet (M.-Seymour)	Mahomet (M.-Seymour)	Frank Dutton	62
Oregon	Dakota	Jeff Clark	41½
Pittsfield	Carlville	Dave Jokisch	77
Piano	Yorkville	Vic Mead	50
Red Bud	Madison	Charley Stepto	55
Rochester	Greenville	Mike O'Boyle	40
Rushville	Lewistown	Keith Kittle	70½
Sherrard	Sherrard	Kelly McKee	54½

1987 Class AA Boys Track Sectional Recap

Sectional	Winning School	Coach	Pts.
Belleville (East)	East St. Louis (Lincoln)	Earl McDowell	89½
Belvidere	Rockford (West)	Bill Stanicek	50
Champaign (Centennial)	Rantoul	Roger Quinlan	48
	Bloomington (H.S.)	John Szabo	48
Chicago Public League	Chicago (Lane)	Charles McClinton	57
Chicago Hts. (Bloom)	Chicago Hts. (Bloom)	Lonnell Poole	61
Elmhurst (York)	Oak Park (O.P.-River Forest)	Glenn Cothorn	66
Libertyville	Libertyville	Bill Dortch	53
Marion	Centralia	Rob White	106
Naperville (Central)	Naperville (North)	Mark Guthrie	40½
Palatine (H.S.)	Hoffman Estates (Conant)	Ron Gummerson	48
South Holland (Thornwood)	Chicago (Mendel Catholic)	Edward Adams	57
Springfield (Lanphier)	Peoria (Manual)	Dennis Winkler	58½
Sterling (H.S.)	Rock Island (H.S.)	John Coolidge	60
Wheaton (North)	Roselle (Lake Park)	Bob Nihells	52
Wilmette (Loyola)	Evanston (Twp.)	Willie Mays	54

Boys Class A Competitors By Heat

(Boys Class A Competitors Wear Numbers on White)

(Note: Top 9 times qualify for finals.)



400-METER RELAY

How To Score The Finals

Final Place	1st	2nd	3rd	4th	5th	6th	7th	8th
Team Points	10	8	6	5	4	3	2	1

Key: National Records may be set in any meet in which four or more teams compete, and the timing follows National Federation rules. IHSA Records are the state records and may be set only at the state final meet (prelims or finals). Class A Records are for the small schools only and set only at the state final. Class AA Records are for the large schools only and set only at the state final. FAT = fully automatic timing. MT = manual timing. All-time State of Illinois Bests may be set at any time by a student in any competition from the date the student begins high school until July 1 of the summer following the student's senior year.

400-Meter Relay Records

NAT'L—:40.2 by Dallas (Lincoln), TX (John Delley, Joe Pouncy, Gene Pouncy, Rufus Shaw), 1970.

:40.2 by Dallas (Roosevelt) Texas (Lester Crenshaw, James Glenn, Roderick Martin, Roy Martin), 1985.

IHSA—:41.7 (MT) by North Chicago (Billie King, Alan Turner, John McBride, Michael Wright), 1986 (Finals).

:41.7 (MT) by Waukegan (East) (Kevin Johnson, David Greathouse, LeRoy Norman, Nate Sloan), 1980 (Prelims).

:41.7 (MT) by East St. Louis (Lincoln) (Stanley Braggs, Richard Townsend, Lamar Pickett, Marvin Edmonds), 1975.

:41.7 (MT) by East St. Louis (Lincoln) (James Stevenson, Demetrius Chism, Barry Malloyd, Duane Allen), 1981 (Finals)

:41.7 (MT) by East St. Louis (Lincoln) (Juan Brooks, Michael Hill, Darwin Rencher, Earl McKinney), 1983 (Prelims).

Class A—:42.7 (MT) by Cairo (Eric Childs, Gary Sharp, Zack Graves, Al Williams), 1984 (Finals) (:42.84 FAT).

Class AA—:41.7 (MT) by North Chicago (Billie King, Alan Turner, John McBride, Michael Wright), 1986 (Finals).

:41.7 (MT) by East St. Louis (Lincoln) (James Stevenson, Demetrius Chism, Barry Malloyd, Duane Allen), 1981 (Finals).

:41.7 (MT) by Waukegan (East) (Kevin Johnson, David Greathouse, LeRoy Norman, Nate Sloan), 1980 (Prelims).

:41.7 (MT) by East St. Louis (Sr.) (Stanley Braggs, Richard Townsend, Lamar Pickett, Marvin Edmonds), 1975.

:41.7 (MT) by East St. Louis (Lincoln) (Juan Brooks, Michael Hill, Darwin Rencher, Earl McKinney), 1983 (Prelims).

HEAT NO. 1

Lane	School	Place	Time
1	New Berlin	_____	_____
2	Taylor Ridge (Rockridge)	_____	_____
3	Kankakee (McNamara)	_____	_____
4	Mahomet (M.-Seymour)	_____	_____
5	Cairo	_____	_____
6	Tampico	_____	_____
7	Chicago (Providence-St. Mel)	_____	_____
8	Dakota	_____	_____
9	Stanford (Olympia)	_____	_____

HEAT NO. 2

Lane	School	Place	Time
1	Lewistown	_____	_____
2	Mt. Carmel	_____	_____
3	Trenton (Wesclin)	_____	_____
4	Carlinville	_____	_____
5	Galena	_____	_____
6	Geneva	_____	_____
7	Normal (University)	_____	_____
8	Oakland	_____	_____
9	Farmington (F. East)	_____	_____

HEAT NO. 3

Lane	School	Place	Time
1	Gillespie	_____	_____
2	Tuscola	_____	_____
3	Fulton (H.S.)	_____	_____
4	Mendota	_____	_____
5	Madison	_____	_____
6	Watseka	_____	_____
7	Pontiac	_____	_____
8	Rochester	_____	_____
9	Rushville	_____	_____

HEAT NO. 4

Lane	School	Place	Time
1	Buda (Western)	_____	_____
2	Knoxville	_____	_____
3	Yorkville	_____	_____
4	St. Anne	_____	_____
5	Casey (C.-Westfield)	_____	_____
6	Melrose Park (Walther Lutheran)	_____	_____
7	Waterloo (H.S.)	_____	_____
8	Shabbona	_____	_____

Class A Sectional Bests

:43.6	Cairo
:43.9	Galena
:44.0	Madison
:44.1	Casey (C.-Westfield)
:44.1	Mahomet (M.-Seymour)
:44.1	Carlinville
:44.1	Mendota
:44.2	St. Anne
:44.2	Tampico
:44.2	Watseka
:44.2	Geneva
:44.3	Kankakee (McNamara)
:44.3	Melrose Park (Walther Lutheran)
:44.3	Trenton (Wesclin)
:44.3	Fulton (H.S.)
:44.3	Yorkville
:44.4	Chicago (Providence-St. Mel)
:44.5	Normal (University)
:44.5	Pontiac
:44.5	Waterloo (H.S.)

Class AA Sectional Bests

:42.0	East St. Louis (Sr.)
:42.0	South Holland (Thornwood)
:42.1	Chicago (Mendel Catholic)
:42.3	East St. Louis (Lincoln)
:42.5	Harvey (Thornton)
:42.7	Hillside (Proviso West)
:42.8	Rantoul
:42.8	Chicago (Brother Rice)
:42.9	Rockford (West)
:42.9	Joliet (West)
:42.9	Elmhurst (York)
:43.0	Springfield (Southeast)
:43.0	Rock Island (H.S.)
:43.0	Alton (Sr.)
:43.1	Springfield (H.S.)
:43.3	Kankakee (Sr.)
:43.3	Wheeling
:43.3	Glen Ellyn (Glenbard West)
:43.3	Chicago Hts. (Bloom Trail)
:43.3	Downers Grove (South)
:43.3	New Lenox (Lincoln-Way)
:43.3	Schaumburg
:43.3	Wheaton (North)

Event Data

	Class A	Class AA
Total Qualifiers	35	36
Total Regular Qualifiers	32	32
Total Extra Qualifiers	3	4
Qualifying Standard	:44.5	:43.0



Boys Class AA Competitors By Heat

(Boys Class AA Competitors Wear Numbers on Blue)

(Note: Top 9 times qualify for finals.)

HEAT NO. 1

Lane	School	Place	Time
1	Waukegan (East)	_____	_____
2	New Lenox (Lincoln-Way)	_____	_____
3	Rock Island (H.S.)	_____	_____
4	Harvey (Thornton)	_____	_____
5	East St. Louis (Sr.)	_____	_____
6	Rockford (West)	_____	_____
7	Wheeling	_____	_____
8	Bloomington (H.S.)	_____	_____
9	Chicago (Julian)	_____	_____

HEAT NO. 3

Lane	School	Place	Time
1	Chicago (Lane)	_____	_____
2	Wheaton (North)	_____	_____
3	Springfield (H.S.)	_____	_____
4	Rantoul	_____	_____
5	Chicago (Mendel Catholic)	_____	_____
6	Elmhurst (York)	_____	_____
7	Chicago Hts. (Bloom Trail)	_____	_____
8	Rockford (Auburn)	_____	_____
9	Mascoutah	_____	_____

HEAT NO. 2

Lane	School	Place	Time
1	Winnetka (New Trier)	_____	_____
2	Schaumburg	_____	_____
3	Alton (Sr.)	_____	_____
4	Hillside (Proviso West)	_____	_____
5	South Holland (Thornwood)	_____	_____
6	Joliet (West)	_____	_____
7	Glen Ellyn (Glenbard West)	_____	_____
8	Zion (Z.-Benton)	_____	_____
9	Chicago (Simeon)	_____	_____

HEAT NO. 4

Lane	School	Place	Time
1	Centralia	_____	_____
2	Chicago (Kenwood)	_____	_____
3	Kankakee (Sr.)	_____	_____
4	Chicago (Brother Rice)	_____	_____
5	East St. Louis (Lincoln)	_____	_____
6	Springfield (Southeast)	_____	_____
7	Downers Grove (South)	_____	_____
8	Peoria (H.S.)	_____	_____
9	Evanston (Twp.)	_____	_____

Charting the Class A Sectionals

Site	No. Schools Assigned	No. Schools Advancing to State Final	Total Advancing Competitors
Braidwood (Reed Custer)	21	10	35
Casey (C.-Westfield)	22	13	44
Clinton	21	12	40
Dunlap	21	14	51
Eldorado	19	13	40
Erie	20	13	38
Herscher	21	10	44
Lisle (Sr.)	24	15	42
Mahomet (M.-Seymour)	25	12	46
Oregon	27	14	45
Pittsfield	18	12	40
Plano	18	12	44
Red Bud	20	14	46
Rochester	20	14	41
Rushville	19	10	40
Sherrard	23	14	42
Class A Totals	339	202	678

Charting the Class AA Sectionals

Site	No. Schools Assigned	No. Schools Advancing to State Final	Total Advancing Competitors
Belleville (East)	14	6	45
Belvidere	18	12	50
Champaign (Centennial)	15	11	45
Chicago Public League	65	19	83
Chicago Hts. (Bloom)	18	11	45
Elmhurst (York)	15	12	58
Libertyville	16	12	45
Marion (H.S.)	16	10	48
Naperville (Central)	21	15	61
Palatine (H.S.)	15	12	50
South Holland (Thornwood)	18	11	59
Springfield (Lanphier)	17	13	48
Sterling (H.S.)	19	13	44
Wheaton (North)	19	14	58
Wilmette (Loyola)	17	13	43
Class AA Totals	303	184	782
Statewide Totals	642	386	1,460

Boys Class A Competitors By Section

(Boys Class A Competitors Wear Numbers on White)

(Note: Finals only to be run on Saturday.)

SECTION NO. FINAL

Alley	No.	Competitor, School	Place	Time
1-1	163	Todd Lopeman (Jr.) Pontiac	_____	_____
1-2	463	Delbert Higgins (Sr.) Breese (Mater Dei)	_____	_____
1-3	312	Roger Rivera (Sr.) Mason City	_____	_____
1-4	7	Kevin Long (Sr.) Dakota	_____	_____
1-5	50	Dan Schisler (Fr.) Avon	_____	_____
1-6	369	Mark Couch (Sr.) Rushville	_____	_____
1-7	661	Keith Polo (So.) Gillespie	_____	_____
1-8	292	Mike Hillyard (Jr.) Norris City (N.C.-Omaha-Enfield)	_____	_____
1-9	537	Andrew Warfield (Sr.) Mt. Carroll	_____	_____
2-1	132	Tony Fernatt (Sr.) Beecher	_____	_____
2-2	564	Tony McCoy (Sr.) Elmwood	_____	_____
2-3	360	Charles Bland (Sr.) Plymouth	_____	_____
2-4	407	Mark Cordell (Sr.) Sullivan	_____	_____
2-5	376	Joey Fender (Sr.) Georgetown (G.-Ridge Farm)	_____	_____
2-6	55	Charlie Grundstrom (Jr.) Joy (Westmer)	_____	_____
2-7	660	Kent Korunka (Sr.) Gillespie	_____	_____
2-8	175	Marc Barclay (Jr.) Colfax (Octavia)	_____	_____
2-9	253	Jared Benesh (Jr.) Yorkville	_____	_____

SECTION NO. FINAL

Alley	No.	Competitor, School	Place	Time
3-1	166	Scott Maddux (Jr.) Streator (Woodland)	_____	_____
3-2	588	Dusty Bestoid (So.) Varna (Mid-County)	_____	_____
3-3	581	Tony Grace (Sr.) Princeton	_____	_____
3-4	240	Brad Mitchell (Jr.) Seneca	_____	_____
3-5	630	Steve Schwarting (Sr.) Petersburg (Porta)	_____	_____
3-6	464	Eric Detmer (So.) Breese (Mater Dei)	_____	_____
3-7	293	Kenny Smith (So.) Thompsonville	_____	_____
3-8	102	Gus Mattka (Sr.) Cowden (C.-Herrick)	_____	_____
3-9	2	Darrell Shover (Jr.) Burlington (Central)	_____	_____
4-1	322	Mike Ashworth (Sr.) Normal (University)	_____	_____
4-2	580	Tony Wieda (So.) Peoria (Bergan)	_____	_____
4-3	331	Jason Anderson (So.) Tremont	_____	_____
4-4	124	Doug Light (Jr.) Toledo (Cumberland)	_____	_____
4-5	631	Mike Stier (Jr.) Petersburg (Porta)	_____	_____
4-6	438	Ken Greenfield (Jr.) Elmhurst (Timothy Christian)	_____	_____
4-7	437	Mike Pesola (So.) Elmhurst (Immaculate Conception)	_____	_____
4-8	197	Tom Bynum (Sr.) St. Anne	_____	_____
4-9	534	Norm Clair (So.) Lena (L.-Winslow)	_____	_____
4-10	542	Troy Crady (So.) Prophetstown	_____	_____



3200-METER RUN

How To Score The Finals

Final Place	1st	2nd	3rd	4th	5th	6th	7th	8th
Team Points	10	8	6	5	4	3	2	1

Key: National Records may be set in any meet in which four or more teams compete, and the timing follows National Federation rules. IHSA Records are the state records and may be set only at the state final meet (prelims or finals). Class A Records are for the small schools only and set only at the state final. Class AA Records are for the large schools only and set only at the state final. FAT = fully automatic timing. MT = manual timing. All-time State of Illinois Bests may be set at any time by a student in any competition from the date the student begins high school until July 1 of the summer following the student's senior year.

3200-Meter Run Records

NAT'L—8:41.5 by Steve Prefontaine, Coos Bay (Marshfield), OR, 1969.

IHSA—8:42.6 (MT) by Craig Virgin, Lebanon, 1973.

Class A—9:10.86 (FAT) by Troy Maddux, Streator (Woodland), 1985 (Finals) (9:10.7 MT).

Class AA—8:51.9 (MT) by Tom Graves, Orland Park (Sandburg), 1977 (Finals).

Event Data

	Class A	Class AA
Total Qualifiers	37	40
Total Regular Qualifiers	32	32
Total Extra Qualifiers	5	8
Qualifying Standard	9:50.0	9:30.0

Class A Sectional Bests

9:23.2	Todd Lopeman (Jr.) Pontiac
9:27.5	Tony Fernatt (Sr.) Beecher
9:38.7	Scott Maddux (Jr.) Streator (Woodland)
9:44.0	Mike Ashworth (Sr.) Normal (University)
9:44.9	Delbert Higgins (Sr.) Breese (Mater Dei)
9:44.9	Tony McCoy (Sr.) Elmwood
9:45.3	Dusty Bestoid (So.) Varna (Mid-County)
9:45.6	Tony Wieda (So.) Peoria (Bergan)
9:46.1	Roger Rivera (Sr.) Mason City
9:47.7	Charles Bland (Sr.) Plymouth
9:48.3	Tony Grace (Sr.) Princeton
9:48.5	Jason Anderson (So.) Tremont
9:48.7	Doug Light (Jr.) Toledo (Cumberland)
9:55.0	Mike Pesola (So.) Elmhurst (Immac. Conception)
9:56.0	Eric Detmer (So.) Breese (Mater Dei)
9:56.2	Charlie Grundstrom (Jr.) Joy (Westmer)
9:56.3	Mark Couch (Sr.) Rushville
9:56.5	Ken Greenfield (Jr.) Elmhurst (Timothy Christian)
9:57.2	Steve Schwarting (Sr.) Petersburg (Porta)
9:59.9	Joey Fender (Sr.) Georgetown (G.-Ridge Farm)
9:59.9	Dan Schisler (Fr.) Avon

Class AA Sectional Bests

9:04.1	Len Sitko (Sr.) Niles (Notre Dame)
9:10.2	Jim Westphal (Sr.) Oak Park (O.P.-River Forest)
9:12.4	Dave Rill (Sr.) Oak Park (Fenwick)
9:14.6	Bob Cisler (Sr.) Darien (Hinsdale South)
9:16.2	Tony Daniel (Sr.) Chicago (Mendel Catholic)
9:18.0	Ryan Cahill (Sr.) Northbrook (Glenbrook North)
9:19.9	Chris Cook (Sr.) Hoffman Estates (Conant)
9:20.9	Todd Lytle (Jr.) Hoffman Estates (Conant)
9:22.1	Mark Scheirer (Jr.) Metamora
9:23.6	Bill Gould (So.) Palatine (Fremd)
9:24.1	Kevin Lah (Jr.) Elk Grove Village (E.G.)
9:24.3	Neal West (Sr.) Centralia
9:25.2	Eric Baron (Jr.) St. Charles (H.S.)
9:26.3	Mike Schuck (Sr.) Schaumburg
9:26.9	Pat Burnett (Sr.) Northbrook (Glenbrook North)
9:27.7	Eric Selvik (Jr.) Barrington
9:28.8	Andy Bredfield (Sr.) Schaumburg
9:29.2	Tom Pruum (Sr.) Tinley Park (Andrew)
9:29.6	Andy Homoly (Jr.) Orland Park (Sandburg)
9:30.0	Bob Schultz (Sr.) Elmhurst (York)



Boys Class AA Competitors By Section

(Boys Class AA Competitors Wear Numbers on Blue)

(Note: Finals only to be run on Saturday.)

SECTION NO. I

SECTION NO. II

Alley	No.	Competitor, School	Place	Time	Alley	No.	Competitor, School	Place	Time
1-1	158	Jamie Barnes (Jr.) New Lenox (Lincoln-Way)	_____	_____	1-1	641	Len Sitko (Sr.) Niles (Notre Dame)	_____	_____
1-2	207	Brian Wilson (Sr.) Sterling (H.S.)	_____	_____	1-2	582	Tony Daniel (Sr.) Chicago (Mendel Catholic)	_____	_____
1-3	509	Derron Bishop (So.) Canton	_____	_____	1-3	176	Mark Scheirer (Jr.) Metamora	_____	_____
1-4	675	Nathan Sweet (So.) Mundelein (H.S.)	_____	_____	1-4	450	Andy Bredfield (Sr.) Schaumburg	_____	_____
2-1	572	Aaron Young (Jr.) Chicago (Marist)	_____	_____	2-1	50	Jim Westphal (Sr.) Oak Park (O.P.-River Forest)	_____	_____
2-2	376	Derek Olenek (Jr.) Roselle (Lake Park)	_____	_____	2-2	642	Ryan Cahill (Sr.) Northbrook (Glenbrook North)	_____	_____
2-3	687	Bill Thomas (Sr.) Round Lake	_____	_____	2-3	439	Bill Gould (So.) Palatine (Fremd)	_____	_____
2-4	774	Shannon Euring (Sr.) Chicago (Von Steuben)	_____	_____	2-4	17	Bob Schultz (Sr.) Elmhurst (York)	_____	_____
2-5	230	Lonnie Lucas (So.) East St. Louis (Lincoln)	_____	_____	2-5	413	Eric Selvik (Jr.) Barrington	_____	_____
3-1	335	Daniel Boutin (Sr.) Rockford (Guilford)	_____	_____	3-1	49	Dave Rill (Sr.) Oak Park (Fenwick)	_____	_____
3-2	293	Everett Whiteside (Jr.) Mt. Vernon	_____	_____	3-2	427	Chris Cook (Sr.) Hoffman Estates (Conant)	_____	_____
3-3	79	Erik Nordtvedt (Jr.) Charleston	_____	_____	3-3	426	Kevin Lah (Jr.) Elk Grove Village (E.G.)	_____	_____
3-4	753	Demetrius Samuels (Sr.) Chicago (Manley)	_____	_____	3-4	502	Andy Homoly (Jr.) Orland Park (Sandburg)	_____	_____
3-5	746	Ralph Bonatz (Sr.) Chicago (Lane)	_____	_____	3-5	643	Pat Burnett (Sr.) Northbrook (Glenbrook North)	_____	_____
4-1	336	Michael Jennings (Sr.) Rockford (Guilford)	_____	_____	4-1	7	Bob Cisler (Sr.) Darien (Hinsdale South)	_____	_____
4-2	141	Dan Nolan (Fr.) Naperville (Central)	_____	_____	4-2	428	Todd Lytle (Jr.) Hoffman Estates (Conant)	_____	_____
4-3	518	Dan Simpson (Jr.) Morton	_____	_____	4-3	268	Neal West (Sr.) Centralia	_____	_____
4-4	67	Mike Straza (Jr.) Bloomington (H.S.)	_____	_____	4-4	385	Eric Baron (Jr.) St. Charles (H.S.)	_____	_____
4-5	219	Blair Burnett (Sr.) Belleville (West)	_____	_____	4-5	505	Tom Bruim (Sr.) Tinley Park (Andrew)	_____	_____
4-6	777	Michael Benedetto (Sr.) Chicago (Young)	_____	_____	4-6	451	Mike Schuck (Sr.) Schaumburg	_____	_____

Charting Boys State Final Qualifiers

Class A

Class AA

State Grand Totals

School Year	Class A			Class AA			State Grand Totals		
	Schools Assigned	Schools Advancing	Total Boys	Schools Assigned	Schools Advancing	Total Boys	Schools Assigned	Schools Advancing	Total Boys
1978	370	198	605	322	203	842	692	401	1447
1979	366	208	652	323	209	914	689	417	1566
1980	374	209	675	316	195	856	680	394	1541
1981	378	210	670	313	211	910	691	421	1580
1982	373	209	665	304	204	876	677	513	1241
1983	363	206	713	309	206	955	672	412	1668
1984	348	207	674	305	199	894	653	406	1568
1985	350	201	676	303	201	834	653	402	1510
1986	346	217	724	301	192	855	647	409	1579
1987	339	202	678	303	184	782	642	386	1460



Boys Class A Competitors By Heat

(Boys Class A Competitors Wear Numbers on White)

(Note: Top 6 places each heat qualify for semifinals.)

(Note: Top 3 places each semifinal heat qualify for finals.)

110-METER HIGH HURDLES

How To Score The Finals

Final Place	1st	2nd	3rd	4th	5th	6th	7th	8th
Team Points	10	8	6	5	4	3	2	1

Key: National Records may be set in any meet in which four or more teams compete, and the timing follows National Federation rules. IHSA Records are the state records and may be set only at the state final meet (prelims or finals). Class A Records are for the small schools only and set only at the state final. Class AA Records are for the large schools only and set only at the state final. FAT = fully automatic timing. MT = manual timing. All-time State of Illinois Bests may be set at any time by a student in any competition from the date the student begins high school until July 1 of the summer following the student's senior year.

110-Meter High Hurdle Records

NAT'L—:12.9 by Renaldo Nehemiah, Scotch Plains (Fanwood), NJ, 1977.

IHSA—:13.9 (MT) by Derek Cole, Chicago Hts. (Bloom), 1981 (Finals).

Class A—:14.5 (MT) by Randy Klatt, Rochester, 1980 (Finals).

:14.5 (MT) by John McCarthy, Buffalo (Tri-City), 1982 (Semis).

:14.5 (MT) by Curt Reed, McLeansboro, 1983 (Prelims).

Class AA—:13.9 (MT) by Derek Cole, Chicago Hts. (Bloom), 1981 (Finals).

Event Data

	Class A	Class AA
Total Qualifiers	33	39
Total Regular Qualifiers	32	32
Total Extra Qualifiers	1	7
Qualifying Standard	:15.2	:14.7

Class A Sectional Bests

:14.6	Gary Miller (Sr.) Casey (C.-Westfield)
:14.7	Britt Malott (Sr.) Anna (A.-Jonesboro)
:14.8	Rick Luna (Sr.) Braidwood (Reed Custer)
:14.8	Loyal Dozier (Sr.) Edwardsville (Metro-E. Luth.)
:14.9	Mike Hill (Sr.) Fulton (H.S.)
:14.9	Bill Scherff (Sr.) Staunton
:14.9	Corey Franklin (Sr.) Riverton
:14.9	Jose Gonzalez (Jr.) Kankakee (McNamara)
:15.0	Patrick Williams (Sr.) St. Anne
:15.0	Paul Nelson (Sr.) Watseka
:15.1	Mike Strack (Sr.) Monticello
:15.1	Dan Steele (Sr.) Sherrard
:15.2	Scott Litton (Jr.) Maple Park (Kaneland)
:15.2	Doug Stuepfert (Sr.) LaMoille
:15.2	Tim Lance (Sr.) Cuba
:15.2	Joe Pocreva (Sr.) Trenton (Wesclin)
:15.2	Ed Kopp (Sr.) Columbia
:15.3	Bryan Hartsock (Sr.) Tremont
:15.3	Chris Chambliss (Sr.) Elmhurst (Timothy Christ)
:15.3	Nate Baker (Jr.) Aledo

Class AA Sectional Bests

:14.3	Lee Smith (Sr.) Rantoul
:14.3	Bart Smith (Jr.) Naperville (North)
:14.3	James Westbrook (Jr.) Dolton (Thorndridge)
:14.3	Ken Duria (Sr.) Joliet (West)
:14.4	Tim Johnson (So.) Blue Island (Eisenhower)
:14.4	Tyrone Isaac (Jr.) Joliet (Catholic)
:14.5	Walter Davis (Jr.) Flossmoor (Homewood-F.)
:14.5	Alvin Campbell (Sr.) Oak Park (O.P.-River Forest)
:14.5	John Whaley (Jr.) Rantoul
:14.6	Mark Clancy (Sr.) Chicago (Young)
:14.6	Steve Jones (Jr.) Evanston (Twp.)
:14.6	Bruce Johnson (Sr.) Peoria (Manual)
:14.6	Brad Miller (Sr.) Glen Ellyn (Glenbard West)
:14.6	Edward Williams (So.) Chicago Hts. (Bloom Trail)
:14.6	George Augustin (Sr.) Cicero-Berwyn (Morton)
:14.6	Rob Sanchez (Sr.) Lockport (Twp.)
:14.6	Jim Sledge (Jr.) New Lenox (Lincoln-Way)
:14.7	Frank Barath (Sr.) Palatine (H.S.)
:14.7	Royce Mitchell (Jr.) Carol Stream (Glenbard No.)
:14.7	Robert Stegall (Sr.) Olympia Fields (Rich Cent.)

HEAT NO. 1

Lane No.	Competitor, School	Place	Time
1	647 Mike Dixon (Jr.) Carlinville	_____	_____
2	354 Bryan Mohn (Sr.) Lewistown	_____	_____
3	502 Joe Pocreva (Sr.) Trenton (Wesclin)	_____	_____
4	146 Jose Gonzalez (Jr.) Kankakee (McNamara)	_____	_____
5	97 Gary Miller (Sr.) Casey (C.-Westfield)	_____	_____
6	198 Patrick Williams (Sr.) St. Anne	_____	_____
7	332 Bryan Hartsock (Sr.) Tremont	_____	_____
8	15 Jeff Hiveley (Sr.) Freeport (Aquin)	_____	_____
9	582 Sean Baron (Sr.) Princeton	_____	_____

HEAT NO. 2

Lane No.	Competitor, School	Place	Time
1	545 Scott Brokaw (Sr.) Tampico	_____	_____
2	462 Rich Demyers (Sr.) Westmont	_____	_____
3	341 Tim Lance (Sr.) Cuba	_____	_____
4	632 Corey Franklin (Sr.) Riverton	_____	_____
5	255 Britt Malott (Sr.) Anna (A.-Jonesboro)	_____	_____
6	206 Paul Nelson (Sr.) Watska	_____	_____
7	46 Nate Baker (Jr.) Aledo	_____	_____
8	235 Ed Lach (Jr.) Peru (St. Bede)	_____	_____

HEAT NO. 3

Lane No.	Competitor, School	Place	Time
1	404 Bruce Bennett (So.) St. Joseph (S.J.-Ogden)	_____	_____
2	295 Marc Padrutt (Sr.) Argenta (A.-Oreana)	_____	_____
3	224 Doug Stuepfert (Sr.) LaMoille	_____	_____
4	674 Bill Scherff (Sr.) Staunton	_____	_____
5	134 Rick Luna (Sr.) Braidwood (Reed Custer)	_____	_____
6	75 Dan Steele (Sr.) Sherrard	_____	_____
7	470 Ed Kopp (Sr.) Columbia	_____	_____
8	609 Greg Eller (Sr.) Greenville	_____	_____

HEAT NO. 4

Lane	No.	Competitor, School	Place	Time	Lane	No.	Competitor, School	Place	Time
1	261	Pat Lewis (Jr.) Cairo	_____	_____	5	477	Loyal Dozier (Sr.) Edwardsville (Metro-East Luth.)	_____	_____
2	577	Tony Pugh (Sr.) Granville (Putnam Co.)	_____	_____	6	394	Mike Strack (Sr.) Monticello	_____	_____
3	22	Scott Litton (Jr.) Maple Park (Kaneland)	_____	_____	7	439	Chris Chambliss (Sr.) Elmhurst (Timothy Christian)	_____	_____
4	525	Mike Hill (Sr.) Fulton (H.S.)	_____	_____	8	122	Rob Burton (Sr.) Shelbyville	_____	_____



Boys Class AA Competitors By Heat

(Boys Class AA Competitors Wear Numbers on Blue)

(Note: Top 5 places each heat qualify for semifinals.)
(Note: Top 3 places each semifinal heat qualify for finals.)

HEAT NO. 1

Lane	No.	Competitor, School	Place	Time
1	231	Mario Wayne (Jr.) East St. Louis (Lincoln)	_____	_____
2	204	Derrick Williams (Sr.) Rock Island (H.S.)	_____	_____
3	493	Robert Stegall (Sr.) Olympia Fields (Rich Central)	_____	_____
4	778	Mark Clancy (Sr.) Chicago (Young)	_____	_____
5	99	Lee Smith (Sr.) Rantoul	_____	_____
6	139	Rob Sanchez (Sr.) Lockport (Twp.)	_____	_____
7	26	David Boles (Sr.) Hillside (Proviso West)	_____	_____
8	280	Darren Awalt (Sr.) Marion (H.S.)	_____	_____
9			_____	_____

HEAT NO. 3

Lane	No.	Competitor, School	Place	Time
1	170	Luke Dixon (Jr.) Dixon	_____	_____
2	733	Landell Smith (Sr.) Chicago (Kenwood)	_____	_____
3	443	Frank Barath (Sr.) Palatine (H.S.)	_____	_____
4	51	Alvin Campbell (Sr.) Oak Park (O.P.-River Forest)	_____	_____
5	133	Ken Duria (Sr.) Joliet (West)	_____	_____
6	527	Bruce Johnson (Sr.) Peoria (Manual)	_____	_____
7	610	Winston Reid (So.) South Holland (Thornwood)	_____	_____
8	519	Brian Lantman (Jr.) Morton	_____	_____
9			_____	_____

HEAT NO. 2

Lane	No.	Competitor, School	Place	Time
1	210	Terry Winston (Fr.) Alton (Sr.)	_____	_____
2	705	Steven Ellis (Jr.) Chicago (Austin)	_____	_____
3	361	Royce Mitchell (Jr.) Carol Stream (Glenbard North)	_____	_____
4	100	John Whaley (Jr.) Rantoul	_____	_____
5	152	Bart Smith (Jr.) Naperville (North)	_____	_____
6	370	Brad Miller (Sr.) Glen Ellyn (Glenbard West)	_____	_____
7	487	Vincent Williams (Sr.) Kankakee (Sr.)	_____	_____
8	311	Warren Pearson (Sr.) Freeport (H.S.)	_____	_____
9			_____	_____

HEAT NO. 4

Lane	No.	Competitor, School	Place	Time
1	699	Andre Nicholson (Jr.) Zion (Z.-Benton)	_____	_____
2	429	Isaac Means (Sr.) Hoffman Estates (Conant)	_____	_____
3	156	Jim Sledge (Jr.) New Lenox (Lincoln-Way)	_____	_____
4	479	Walter Davis (Jr.) Flossmoor (Homewood-F.)	_____	_____
5	592	James Westbrook (Jr.) Dolton (Thornridge)	_____	_____
6	475	Edward Williams (So.) Chicago Hts. (Bloom Trail)	_____	_____
7	284	Phil Sykes (Jr.) Marion (H.S.)	_____	_____
8	613	Jim Noble (Jr.) Chicago (Gordon Tech)	_____	_____
9			_____	_____

HEAT NO. 5

Lane	No.	Competitor, School	Place	Time	Lane	No.	Competitor, School	Place	Time
1			_____	_____	5	554	Tim Johnson (So.) Blue Island (Eisenhower)	_____	_____
2	342	Anthony Ford (Sr.) Rockford (West)	_____	_____	6	1	George Augustin (Sr.) Cicero-Berwyn (Morton)	_____	_____
3	635	Steve Jones (Jr.) Evanston (Twp.)	_____	_____	7	672	Jack Milliken (Sr.) Mundelein (Carmel for Boys)	_____	_____
4	124	Tyrone Isaac (Jr.) Joliet (Catholic)	_____	_____	8	742	Godfrey Danchimah (Sr.) Chicago (Lane)	_____	_____



100-METER DASH

How To Score The Finals								
Final Place	1st	2nd	3rd	4th	5th	6th	7th	8th
Team Points	10	8	6	5	4	3	2	1

Key: National Records may be set in any meet in which four or more teams compete, and the timing follows National Federation rules. IHSA Records are the state records and may be set only at the state final meet (prelims or finals). Class A Records are for the small schools only and set only at the state final. Class AA Records are for the large schools only and set only at the state final. FAT = fully automatic timing. MT = manual timing. All-time State of Illinois Bests may be set at any time by a student in any competition from the date the student begins high school until July 1 of the summer following the student's senior year.

100-Meter Dash Records

NAT'L—:10.18 (FAT) by Roy Martin, Dallas (Roosevelt), TX, 1985.

:10.1 (MT) by Derrick Florence, Galveston (Ball), TX, 1986.

IHSA—:10.37 (FAT) by Steve Thomas, Chicago (Kenwood), 1986 (Finals).

Class A—:10.5 (MT) by Rodney Harris, Chicago (Providence-St. Mel), 1984 (Finals).

Class AA—:10.37 (FAT) by Steve Thomas, Chicago (Kenwood), 1986 (Finals).

Event Data

	Class A	Class AA
Total Qualifiers	34	38
Total Regular Qualifiers	32	32
Total Extra Qualifiers	2	6
Qualifying Standard	:11.0	:10.8

Class A Sectional Bests

- :10.8 Deverin Hawkins (Jr.) Cairo
- :10.8 Lubitsch Graves (Fr.) Cairo
- :11.0 Jamie Chevalier (Jr.) Normal (University)
- :11.0 Brent Ayd (Jr.) Gillespie
- :11.0 Kevin Finke (Jr.) Casey (C.-Westfield)
- :11.0 Eric Baugh (Jr.) Melrose Park (Walther Lutheran)
- :11.0 Woagh Boayue (Jr.) Chicago (St. Benedict)
- :11.0 Andy Hancock (Sr.) Mt. Carmel
- :11.0 Larry Givens (Sr.) Chicago (Providence-St. Mel)
- :11.1 Greg Manabat (Jr.) Pontiac
- :11.1 Dave Eaton (Jr.) Galena
- :11.1 Scott Bielski (Sr.) Hebron (Alden-H.)
- :11.1 Bob Shumaker (So.) Lewistown
- :11.1 Ron Maulding (Sr.) Casey (C.-Westfield)
- :11.1 Jim Lauwerens (Sr.) Carlinville
- :11.2 Tim Anderson (Jr.) Westville
- :11.2 Ian Smith (So.) Madison
- :11.2 Tim Egizio (Sr.) Rochester
- :11.2 Shawn Cantwell (Sr.) Oneida (ROWVA)
- :11.2 Terry Johnson (Jr.) Mahomet (M.-Seymour)
- :11.2 Geoff Schoonover (Sr.) Normal (University)
- :11.2 Jim Stone (Jr.) Trenton (Wesclin)
- :11.2 Joe Fisher (Jr.) Rochester

Class AA Sectional Bests

- :10.5 Dorynell Thompson (Sr.) Alton (Sr.)
- :10.7 Eric Harris (Sr.) Rockford (West)
- :10.7 Al Singleton (Jr.) Kankakee (Sr.)
- :10.7 DeVaughn Benion (Jr.) Westchester (St. Joseph)
- :10.7 Karsten Edwards (Jr.) Aurora (West)
- :10.7 Bertino Smith (Sr.) Harvey (Thornton)
- :10.7 Thurman Whiteside (So.) Springfield (Southeast)
- :10.7 Oliver Lacy (Sr.) Oak Park (O.P.-River Forest)
- :10.7 Steve Kelley (Jr.) Joliet (West)
- :10.7 Floyd Fields (Sr.) South Holland (Thornwood)
- :10.7 Doug Anderson (Sr.) Summit (Argo)

Boys Class A Competitors By Heat

(Boys Class A Competitors Wear Numbers on White)

(Note: Top 6 places each heat qualify for semifinals.)

(Note: Top 3 places each semifinal heat qualify for finals.)

HEAT NO. 1

Lane	No.	Competitor, School	Place	Time
1	5	Brent Johnson (Jr.) Dakota	_____	_____
2	196	Marcus Thomas (Sr.) St. Anne	_____	_____
3	419	Tim Anderson (Jr.) Westville	_____	_____
4	318	Jamie Chevalier (Jr.) Normal (University)	_____	_____
5	264	Lubitsch Graves (Fr.) Cairo	_____	_____
6	423	Larry Givens (Sr.) Chicago (Providence-St. Mel)	_____	_____
7	637	Tim Egizio (Sr.) Rochester	_____	_____
8	145	Eugene Edmond (Sr.) Kankakee (McNamara)	_____	_____
9	219	Jim Klein (Fr.) Geneva	_____	_____

HEAT NO. 2

Lane	No.	Competitor, School	Place	Time
1	578	Jon Koval (Jr.) Granville (Putnam Co.)	_____	_____
2	638	Joe Fisher (Jr.) Rochester	_____	_____
3	643	Jim Lauwerens (Sr.) Carlinville	_____	_____
4	95	Kevin Finke (Jr.) Casey (C.-Westfield)	_____	_____
5	263	Deverin Hawkins (Jr.) Cairo	_____	_____
6	159	Greg Manabat (Jr.) Pontiac	_____	_____
7	486	Ian Smith (So.) Madison	_____	_____
8	51	Benjy Blunt (Sr.) Avon	_____	_____
9	373	Gary White (So.) Warsaw	_____	_____

HEAT NO. 3

Lane	No.	Competitor, School	Place	Time
1	552	Chris Grubb (Sr.) Buda (Western)	_____	_____
2	321	Geoff Schoonover (Sr.) Normal (University)	_____	_____
3	17	Scott Bielski (Sr.) Hebron (Alden-H.)	_____	_____
4	530	Dave Eaton (Jr.) Galena	_____	_____
5	448	Eric Baugh (Jr.) Melrose Park (Walther Lutheran)	_____	_____
6	290	Andy Hancock (Sr.) Mt. Carmel	_____	_____
7	68	Shawn Cantwell (Sr.) Oneida (ROWVA)	_____	_____
8	190	Marty Douglas (Sr.) Rossville (R.-Alvin)	_____	_____
9			_____	_____

HEAT NO. 4

Lane	No.	Competitor, School	Place	Time	Lane	No.	Competitor, School	Place	Time
1	524	Jon Voss (Sr.) Fulton (H.S.)	_____	_____	5	659	Brent Aydt (Jr.) Gillespie	_____	_____
2	501	Jim Stone (Jr.) Trenton (Wesclin)	_____	_____	6	96	Ron Maulding (Sr.) Casey (C.-Westfield)	_____	_____
3	353	Bob Shumaker (So.) Lewistown	_____	_____	7	381	Terry Johnson (Jr.) Mahomet (M.-Seymour)	_____	_____
4	429	Woauh Boayue (Jr.) Chicago (St. Benedict)	_____	_____	8	252	Matt Clark (Sr.) Yorkville	_____	_____



Boys Class AA Competitors By Heat

(Boys Class AA Competitors Wear Numbers on Blue)

(Note: Top 5 places each heat qualify for semifinals.)

(Note: Top 3 places each semifinal heat qualify for finals.)

HEAT NO. 1

Lane	No.	Competitor, School	Place	Time
1	409	Clym Escudero (Sr.) Wheaton (North)	_____	_____
2	173	Chris Palmer (Jr.) East Moline (United)	_____	_____
3	125	Collins Wardell (Sr.) Joliet (Central)	_____	_____
4	609	Floyd Fields (Sr.) South Holland (Thornwood)	_____	_____
5	213	Dorynell Thompson (Sr.) Alton (Sr.)	_____	_____
6	56	Doug Anderson (Sr.) Summit (Argo)	_____	_____
7	516	Jason Cook (Jr.) Jacksonville (H.S.)	_____	_____
8	411	Mark Senitz (Sr.) Arlington Hts. (Hersey)	_____	_____

HEAT NO. 3

Lane	No.	Competitor, School	Place	Time
1	377	Melvin Smiley (Jr.) Roselle (Lake Park)	_____	_____
2	66	Dwayne Ware (Jr.) Bloomington (H.S.)	_____	_____
3	744	Dwight Gunn (Jr.) Chicago (Lane)	_____	_____
4	132	Steve Kelley (Jr.) Joliet (West)	_____	_____
5	345	Eric Harris (Sr.) Rockford (West)	_____	_____
6	676	Robert Vaughn (Jr.) North Chicago	_____	_____
7	43	Cory Braddock (So.) Maywood (Proviso East)	_____	_____
8	454	Ken Kappie (Sr.) Wheeling	_____	_____

HEAT NO. 2

Lane	No.	Competitor, School	Place	Time
1	656	Butch Lenoir (Sr.) Grayslake	_____	_____
2	294	Mike Young (So.) Mt. Vernon	_____	_____
3	472	Keith Mann (Sr.) Chicago Hts. (Bloom Trail)	_____	_____
4	52	Oliver Lacy (Sr.) Oak Park (O.P.-River Forest)	_____	_____
5	107	Karsten Edwards (Jr.) Aurora (West)	_____	_____
6	723	James Burtin (Jr.) Chicago (Julian)	_____	_____
7	581	Malcolm Davis (Sr.) Chicago (Mendel Catholic)	_____	_____
8	617	Pat Scott (Sr.) Chicago (St. Ignatius)	_____	_____

HEAT NO. 4

Lane	No.	Competitor, School	Place	Time
1			_____	_____
2	245	Kenny Robinson (Jr.) East St. Louis (Sr.)	_____	_____
3	488	Tywin Claypool (Jr.) Kankakee (Sr.)	_____	_____
4	548	Thurman Whiteside (So.) Springfield (Southeast)	_____	_____
5	58	DeVaughn Benion (Jr.) Westchester (St. Joseph)	_____	_____
6	202	Kelan Ritchie (Sr.) Rock Island (H.S.)	_____	_____
7	712	Terrance Douglas (Sr.) Chicago (C.Vocational)	_____	_____
8	327	Marcus Glenn (So.) Rockford (East)	_____	_____

HEAT NO. 5

Lane	No.	Competitor, School	Place	Time	Lane	No.	Competitor, School	Place	Time
1			_____	_____	5	490	Al Singleton (Jr.) Kankakee (Sr.)	_____	_____
2	267	Rueben Hill (Jr.) Centralia	_____	_____	6	717	Derwin McGee (Jr.) Chicago (Farragut)	_____	_____
3	535	Milton Hammuck (Sr.) Springfield (H.S.)	_____	_____	7	63	Guy Sikora (Sr.) Bloomington (H.S.)	_____	_____
4	595	Bertino Smith (Sr.) Harvey (Thornton)	_____	_____	8	655	Brian Frey (Jr.) Winnetka (New Trier)	_____	_____

Boys Class A Competitors By Heat

(Boys Class A Competitors Wear Numbers on White)

(Note: Top 12 times qualify for finals.)



800-METER RUN

How To Score The Finals

Final Place	1st	2nd	3rd	4th	5th	6th	7th	8th
Team Points	10	8	6	5	4	3	2	1

Key: National Records may be set in any meet in which four or more teams compete, and the timing follows National Federation rules. IHSA Records are the state records and may be set only at the state final meet (prelims or finals). Class A Records are for the small schools only and set only at the state final. Class AA Records are for the large schools only and set only at the state final. FAT = fully automatic timing. MT = manual timing. All-time State of Illinois Bests may be set at any time by a student in any competition from the date the student begins high school until July 1 of the summer following the student's senior year.

800-Meter Run Records

NAT'L—1:47.31 by Pete Richardson, Berkeley, CA, 1981.
IHSA—1:48.9 (MT) by Dave Ayoub, Peoria (H.S.), 1977 (Finals).
Class A—1:53.3 (MT) by Ron Ackerman, Maple Park (Kaneland), 1975.
Class AA—1:48.9 (MT) by Dave Ayoub, Peoria (H.S.), 1977 (Finals).

Event Data

	Class A	Class AA
Total Qualifiers	32	39
Total Regular Qualifiers	32	32
Total Extra Qualifiers	0	7
Qualifying Standard	1:59.0	1:57.0

Class A Sectional Bests

1:54.0	Rob Carter (Jr.) Clinton
1:57.4	Mitch Russell (Jr.) Carmi
1:58.2	Brett Ward (So.) Yorkville
1:58.8	Sean Pollard (Sr.) Washburn (Lowpoint-W.)
1:59.0	A. J. Martell (So.) LeRoy
1:59.4	Matt Schneider (Jr.) Glasford (Illini Bluffs)
1:59.7	Gary Watson (Sr.) Cartersville
1:59.9	Paul Goeke (Sr.) Dakota
2:00.0	Rich Moellering (Jr.) Chicago (Luther North)
2:00.2	Mike Landon (Sr.) Carlinville
2:00.5	Jim Ries (Jr.) Pontiac
2:00.5	Trent Morrell (Jr.) Sciota (Northwestern)
2:00.7	Chuck Alexander (Sr.) Pawnee
2:00.9	Karl Lewis (Jr.) Forreton
2:01.1	Ben Jones (Jr.) Chicago (University)
2:01.2	Scott Dempsey (Sr.) Monticello
2:01.4	Nate Jackson (Jr.) Toledo (Cumberland)
2:01.5	Steve Peters (Jr.) Lebanon
2:01.6	Tim Jungels (Sr.) Aurora (Central Catholic)
2:01.6	Jim Cermak (Jr.) Pontiac

Class AA Sectional Bests

1:52.7	Marvin Wright (Sr.) East St. Louis (Lincoln)
1:53.9	Blake Stepien (Jr.) St. Charles (H.S.)
1:54.3	Cecil Shy (Sr.) East St. Louis (Lincoln)
1:54.7	Aaron Rogers (Jr.) Chicago (C. Vocational)
1:54.7	Tony Karas (Jr.) Roselle (Lake Park)
1:55.0	Monty Flynn (Sr.) Springfield (Lanphier)
1:55.1	Tom Michael (Sr.) Oak Park (O.P.-River Forest)
1:55.4	Brian Metzler (Sr.) Hinsdale (Central)
1:55.7	Kevin Madoch (Jr.) Glen Ellyn (Glenbard South)
1:55.8	Brad Stufflebeam (Jr.) St. Charles (H.S.)
1:56.0	Faron Rushing (Jr.) Carbondale
1:56.1	Mike Butler (Sr.) Danville (H.S.)
1:56.1	Dave Stanko (Jr.) Oak Lawn (Community)
1:56.2	Tobi Peters (Jr.) Chilloithe (IVC)
1:56.2	Sammie Williams (Sr.) Maywood (Proviso East)
1:56.5	Jesse Keith (Sr.) Centralia
1:56.5	Ken Mangold (Sr.) Metamora
1:56.5	John Blassingame (Jr.) Belleville (West)
1:56.6	Dave Rzeszutko (Jr.) Schaumburg
1:56.6	Todd Lilleburg (Fr.) Park Ridge (Maine South)
1:56.6	Mark Geppert (Sr.) Highland (H.S.)

HEAT NO. 1

Alley	No.	Competitor, School	Place	Time
1-1	297	Rob Carter (Jr.) Clinton	_____	_____
1-2	421	Rich Moellering (Jr.) Chicago (Luther North)	_____	_____
1-3	125	Nate Jackson (Jr.) Toledo (Cumberland)	_____	_____
2-1	248	Brett Ward (So.) Yorkville	_____	_____
2-2	158	Jim Ries (Jr.) Pontiac	_____	_____
2-3	211	Tim Jungels (Sr.) Aurora (Central Catholic)	_____	_____
2-4	349	Bill Hellyer (Jr.) Lewistown	_____	_____
3-1	311	A. J. Martell (So.) LeRoy	_____	_____
3-2	629	Chuck Alexander (Sr.) Pawnee	_____	_____
3-3	410	Bill Decker (Sr.) Tolono (Unity)	_____	_____
3-4	497	Kevin Fally (Sr.) Sparta	_____	_____
4-1	270	Gary Watson (Sr.) Cartersville	_____	_____
4-2	434	Ben Jones (Jr.) Chicago (University)	_____	_____
4-3	66	Rob Billingsly (Sr.) Monmouth (H.S.)	_____	_____
4-4	678	Richie Pinkerton (Jr.) White Hall (North Greene)	_____	_____
4-5	189	Steve Tolch (Sr.) Hoopeston (H.-East Lynn)	_____	_____

HEAT NO. 2

Alley	No.	Competitor, School	Place	Time
1-1	268	Mitch Russell (Jr.) Carmi	_____	_____
1-2	648	Mike Landon (Sr.) Carlinville	_____	_____
1-3	484	Steve Peters (Jr.) Lebanon	_____	_____
2-1	594	Sean Pollard (Sr.) Washburn (Lowpoint-W.)	_____	_____
2-2	372	Trent Morrell (Jr.) Sciota (Northwestern)	_____	_____
2-3	155	Jim Cermak (Jr.) Pontiac	_____	_____
2-4	177	John Barnes (Jr.) Gibson City	_____	_____
3-1	573	Matt Schneider (Jr.) Glasford (Illini Bluffs)	_____	_____
3-2	11	Karl Lewis (Jr.) Forreton	_____	_____
3-3	608	Bill Nichelson (So.) Girard	_____	_____
3-4	111	Paul Jones (Sr.) Robinson	_____	_____
4-1	8	Paul Goeke (Sr.) Dakota	_____	_____
4-2	393	Scott Dempsey (Sr.) Monticello	_____	_____
4-3	541	Paul Farral (Sr.) Prophetstown	_____	_____
4-4	509	Bob Shaw (Jr.) Amboy	_____	_____
4-5	81	Boyd Klossing (Sr.) Stronghurst (Southern)	_____	_____



Boys Class AA Competitors By Heat

(Boys Class AA Competitors Wear Numbers on Blue)

(Note: Top 12 times qualify for finals.)

HEAT NO. 1

Alley	No.	Competitor, School	Place	Time
1-1	225	Marvin Wright (Sr.) East St. Louis (Lincoln)	_____	_____
1-2	602	Dave Stanko (Jr.) Oak Lawn (Community)	_____	_____
1-3	520	Brian Ritchey (Jr.) Morton	_____	_____
2-1	713	Aaron Rogers (Jr.) Chicago (C.-Vocational)	_____	_____
2-2	261	Jesse Keith (Sr.) Centralia	_____	_____
2-3	639	Sam Galvan (Jr.) Highland Park	_____	_____
3-1	53	Tom Michael (Sr.) Oak Park (O.P.-River Forest)	_____	_____
3-2	452	Dave Rzeszutko (Jr.) Schaumburg	_____	_____
3-3	160	Tony Benitz (Sr.) Oswego	_____	_____
4-1	387	Brad Stufflebeam (Jr.) St. Charles (H.S.)	_____	_____
4-2	18	Scott Brooks (Sr.) Elmhurst (York)	_____	_____
4-3	465	Jackie Bradford (Sr.) Chicago Hts. (Bloom)	_____	_____
4-4	658	Michael Baass (Sr.) Lake Forest (H.S.)	_____	_____

HEAT NO. 2

Alley	No.	Competitor, School	Place	Time
1-1	386	Blake Stepien (Jr.) St. Charles (H.S.)	_____	_____
1-2	166	Tobi Peters (Jr.) Chillicothe (IVC)	_____	_____
1-3	412	John Otis (Jr.) Arlington Hts. (Hersey)	_____	_____
2-1	378	Tony Karas (Jr.) Roselle (Lake Park)	_____	_____
2-2	220	John Blassingame (Jr.) Belleville (West)	_____	_____
2-3	779	Daniel Ingram (Sr.) Chicago (Young)	_____	_____
3-1	32	Brian Metzler (Sr.) Hinsdale (Central)	_____	_____
3-2	650	Todd Lilleburg (Fr.) Park Ridge (Maine South)	_____	_____
3-3	309	Russ Sanders (Sr.) Crsytal Lake (Central)	_____	_____
4-1	258	Faron Rushing (Jr.) Carbondale	_____	_____
4-2	430	Howie Baumert (Jr.) Hoffman Estates (Conant)	_____	_____
4-3	338	Zach Lamping (Sr.) Rockford (Jefferson)	_____	_____
4-4	737	David Sosa (Sr.) Chicago (Lake View)	_____	_____

HEAT NO. 3

Alley	No.	Competitor, School	Place	Time
1-1	232	Cecil Shy (Sr.) East St. Louis (Sr.)	_____	_____
1-2	44	Sammie Williams (Sr.) Maywood (Proviso East)	_____	_____
1-3	80	Mark Riddle (Sr.) Charleston	_____	_____
2-1	545	Monty Flynn (Sr.) Springfield (Lanphier)	_____	_____
2-2	177	Ken Mangold (Sr.) Metamora	_____	_____
2-3	466	Fabian Morton (Sr.) Chicago Hts. (Bloom)	_____	_____
3-1	364	Kevin Madoch (Jr.) Glen Ellyn (Glenbard South)	_____	_____
3-2	279	Mark Geppert (Sr.) Highland (H.S.)	_____	_____
3-3	126	Darrell Stuckey (Jr.) Joliet (Central)	_____	_____
4-1	82	Mike Butler (Sr.) Danville (H.S.)	_____	_____
4-2	593	Joe Roque (Jr.) Dolton (Thornridge)	_____	_____
4-3	783	Eric Prince (Sr.) Chicago (South Shore)	_____	_____
4-4	692	Ray Richard (Jr.) Waukegan (East)	_____	_____



800-METER RELAY

How To Score The Finals								
Final Place	1st	2nd	3rd	4th	5th	6th	7th	8th
Team Points	10	8	6	5	4	3	2	1

Key: National Records may be set in any meet in which four or more teams compete, and the timing follows National Federation rules. IHSA Records are the state records and may be set only at the state final meet (prelims or finals). Class A Records are for the small schools only and set only at the state final. Class AA Records are for the large schools only and set only at the state final. FAT = fully automatic timing. MT = manual timing. All-time State of Illinois Bests may be set at any time by a student in any competition from the date the student begins high school until July 1 of the summer following the student's senior year.

800-Meter Relay Records

NAT'L—1:24.9 by Lake Charles (H.S.), LA (Efreim Davis, Clarence Gray, Jr., Ronald Hayes, Orlando McDaniel), 1978.

IHSA—1:25.7 (MT) by East St. Louis (Sr.) (Stanley Braggs, Lamar Pickett, Richard Townsend, Marvin Edmonds), 1975.

Class A—1:28.17 (FAT) by Cairo (Eric Childs, Gary Sharp, Zack Graves, Al Williams), 1984 (Prelims).

Class AA—1:25.7 (MT) by East St. Louis (Sr.) (Stanley Braggs, Lamar Pickett, Richard Townsend, Marvin Edmonds), 1975.

Class A Sectional Bests

1:30.6	Fulton (H.S.)
1:30.9	Galena
1:31.3	Melrose Park (Walther Lutheran)
1:31.7	Watseka
1:31.9	Pontiac
1:31.9	Normal (University)
1:31.9	Chicago (Providence-St. Mel)
1:32.0	Kankakee (McNamara)
1:32.2	Shabbona
1:32.2	Mendota
1:32.6	Carlinville
1:32.8	Oakland
1:32.8	Mt. Carmel
1:32.8	Taylor Ridge (Rockridge)
1:33.1	Yorkville
1:33.3	Herscher
1:33.5	Monticello
1:33.5	Mahomet (M.-Seymour)
1:33.6	Aledo
1:33.7	Madison

Class AA Sectional Bests

1:27.8	South Holland (Thornwood)
1:28.4	East St. Louis (Lincoln)
1:28.5	Elmhurst (York)
1:28.7	Kankakee (Sr.)
1:28.9	Bloomington (H.S.)
1:28.9	Alton (Sr.)
1:29.3	Harvey (Thornton)
1:29.4	Hillside (Proviso West)
1:29.7	Rockford (West)
1:29.7	Rock Island (H.S.)
1:29.9	Aurora (West)
1:30.3	Centralia
1:30.3	Rockford (East)
1:30.3	Woodstock (H.S.)
1:30.5	Glen Ellyn (Glenbard West)
1:30.5	Naperville (Central)
1:30.6	Schaumburg
1:30.6	Peoria (Manual)
1:30.7	Chicago (Simeon)
1:30.7	Evanston (Twp.)
1:30.7	Barrington

Boys Class A Competitors By Heat

(Boys Class A Competitors Wear Numbers on White)

(Note: Top 9 times qualify for finals.)

HEAT NO. 1

Lane	School	Place	Time
1	Altamont	_____	_____
2	Rochester	_____	_____
3	Mt. Carmel	_____	_____
4	Pontiac	_____	_____
5	Fulton (H.S.)	_____	_____
6	Shabbona	_____	_____
7	Herscher	_____	_____
8	Dunlap	_____	_____
9	Cuba	_____	_____

HEAT NO. 2

Lane	School	Place	Time
1	Oregon	_____	_____
2	Columbia	_____	_____
3	Taylor Ridge (Rockridge)	_____	_____
4	Chicago (Providence-St. Mel)	_____	_____
5	Galena	_____	_____
6	Mendota	_____	_____
7	Mahomet (M.-Seymour)	_____	_____
8	Washburn (Lowpoint-W.)	_____	_____

HEAT NO. 3

Lane	School	Place	Time
1	Gillespie	_____	_____
2	Lewistown	_____	_____
3	Yorkville	_____	_____
4	Normal (University)	_____	_____
5	Melrose Park (Walther Lutheran)	_____	_____
6	Carlinville	_____	_____
7	Aledo	_____	_____
8	Casey (C.-Westfield)	_____	_____

HEAT NO. 4

Lane	School	Place	Time
1	Cartersville	_____	_____
2	Hillsboro	_____	_____
3	Monticello	_____	_____
4	Kankakee (McNamara)	_____	_____
5	Watska	_____	_____
6	Oakland	_____	_____
7	Madison	_____	_____
8	Clinton	_____	_____

Event Data

	Class A	Class AA
Total Qualifiers	33	33
Total Regular Qualifiers	32	32
Total Extra Qualifiers	1	1
Qualifying Standard	1:32.9	1:30.3

Boys Class AA Competitors By Heat

(Boys Class AA Competitors Wear Numbers on Blue)

(Note: Top 9 times qualify for finals.)



HEAT NO. 1

Lane	School	Place	Time
1	Peoria (H.S.)	_____	_____
2	Evanston (Twp.)	_____	_____
3	Centralia	_____	_____
4	Alton (Sr.)	_____	_____
5	South Holland (Thornwood)	_____	_____
6	Rockford (West)	_____	_____
7	Schaumburg	_____	_____
8	Springfield (H.S.)	_____	_____
9	Waukegan (East)	_____	_____

HEAT NO. 2


Lane	School	Place	Time
1	Villa Park (Willowbrook)	_____	_____
2	Chicago (Austin)	_____	_____
3	Woodstock (H.S.)	_____	_____
4	Bloomington (H.S.)	_____	_____
5	East St. Louis (Lincoln)	_____	_____
6	Rock Island (H.S.)	_____	_____
7	Peoria (Manual)	_____	_____
8	Chicago Hts. (Bloom Trail)	_____	_____

HEAT NO. 3

Lane	School	Place	Time
1	Rantoul	_____	_____
2	Chicago (Kenwood)	_____	_____
3	Glen Ellyn (Glenbard West)	_____	_____
4	Harvey (Thornton)	_____	_____
5	Elmhurst (York)	_____	_____
6	Aurora (West)	_____	_____
7	Barrington	_____	_____
8	Mt. Vernon	_____	_____

HEAT NO. 4

Lane	School	Place	Time
1	Chicago (St. Ignatius)	_____	_____
2	Chicago (Julian)	_____	_____
3	Naperville (Central)	_____	_____
4	Hillside (Proviso West)	_____	_____
5	Kankakee (Sr.)	_____	_____
6	Rockford (East)	_____	_____
7	Chicago (Simeon)	_____	_____
8	Zion (Z.-Benton)	_____	_____



"There is no greater feeling than the one you get when you're wearing your high school uniform and ride into (another) town in a yellow school bus."

Gene W. Childress, during speech at National Federation 1985 Conference



400-METER DASH

How To Score The Finals								
Final Place	1st	2nd	3rd	4th	5th	6th	7th	8th
Team Points	10	8	6	5	4	3	2	1

Key: National Records may be set in any meet in which four or more teams compete, and the timing follows National Federation rules. IHSA Records are the state records and may be set only at the state final meet (prelims or finals). Class A Records are for the small schools only and set only at the state final. Class AA Records are for the large schools only and set only at the state final. FAT = fully automatic timing. MT = manual timing. All-time State of Illinois Bests may be set at any time by a student in any competition from the date the student begins high school until July 1 of the summer following the student's senior year.

400-Meter Dash Records

NAT'L—:45.5 by Anthony Ketchum, Needville (H.S.), TX, 1981.
:45.5 by Roddie Haley, Texarkana, TX, 1984

IHSA—:46.51 (FAT) by Harold Leonard, Chicago (Mt. Carmel), 1985 (Finals) (:46.4 MT).

Class A—:47.2 (MT) by Mark Claypool, Maple Park (Kaneland), 1977.

Class AA—:46.51 (FAT) by Harold Leonard, Chicago (Mt. Carmel), 1985 (Finals) (46.4 MT).

Event Data

	Class A	Class AA
Total Qualifiers	37	38
Total Regular Qualifiers	32	32
Total Extra Qualifiers	5	6
Qualifying Standard	:51.0	:50.0

Class A Sectional Bests

- :49.5 Brett Charlton (Jr.) Eureka
- :49.7 Gary Alexander (So.) Tuscola
- :50.0 Ian Smith (So.) Madison
- :50.1 Cully Welter (Sr.) Mahomet (M.-Seymour)
- :50.2 Jeff Hill (Jr.) Princeville
- :50.5 Gary Miller (Sr.) Casey (C.-Westfield)
- :50.5 Ron Zimmer (Jr.) Delavan
- :50.6 Brett Ward (So.) Yorkville
- :50.6 Danny Neilson (Sr.) Moweaqua
- :50.6 Darius Harris (Jr.) Trenton (Wesclin)
- :50.7 Ron Mauw (Sr.) LaGrange Park (Nazareth Acad.)
- :50.8 Steve Stein (Sr.) Beecher
- :50.8 Clay Metzger (Sr.) Waterloo (H.S.)
- :50.9 Kevin Finke (Jr.) Casey (C.-Westfield)
- :50.9 Craig Martin (Jr.) Princeton
- :50.9 Dale Thompson (Sr.) Pinckneyville
- :51.0 Troy Hamilton (Jr.) Heyworth
- :51.0 Chris Herb (So.) Lisle (Sr.)
- :51.0 Clark Evans (Sr.) Farmington (F. East)
- :51.0 Jason Schaad (Jr.) Bradford

Class AA Sectional Bests

- :48.0 Lewis Brandon (Sr.) Chicago (Quigley South)
- :48.2 Pat Cadichon (Sr.) Prairie View (Stevenson)
- :48.6 Dale Martin (So.) East St. Louis (Lincoln)
- :48.7 Alan Turner (Sr.) North Chicago
- :48.9 Ron Jamison (Sr.) Olympia Fields (Rich Central)
- :48.9 Marty Manzke (Sr.) Chicago (Marist)
- :49.0 Kevin Haynes (Sr.) East St. Louis (Sr.)
- :49.1 Frank Atwater (Sr.) Rock Island (H.S.)
- :49.2 Doug Anderson (Sr.) Summit (Argo)
- :49.2 Brian Frey (Jr.) Winnetka (New Trier)
- :49.3 Ron McGee (Sr.) Oak Lawn (Richards)
- :49.4 Mike Taylor (Sr.) Chicago (Kenwood)
- :49.4 Tom Wilson (So.) Peoria (Manual)
- :49.4 Mark Gragg (Sr.) Hinsdale (Central)
- :49.5 Steve Kelley (Jr.) Joliet (West)
- :49.5 Thurman Whiteside (So.) Springfield (Southeast)
- :49.6 Chester Baldon (Sr.) Kankakee (Sr.)
- :49.7 Jason Wilson (Sr.) South Holland (Thornwood)
- :49.9 Randy Glenn (So.) Harrisburg
- :49.9 Mike Muersch (Jr.) Palos Hills (Stagg)
- :49.9 Kim Parker (Sr.) Canton

Boys Class A Competitors By Heat

(Boys Class A Competitors Wear Numbers on White)

(Note: Top 9 times qualify for finals.)

		HEAT NO. 1		
Lane	No.	Competitor, School	Place	Time
1	336	Dan Golden (Sr.) Camp Point (Central)	_____	_____
2	535	Stanley Scott (Jr.) Milledgeville	_____	_____
3	492	Dale Thompson (Sr.) Pinckneyville	_____	_____
4	307	Ron Zimmer (Jr.) Delavan	_____	_____
5	565	Brett Charlton (Jr.) Eureka	_____	_____
6	441	Ron Mauw (Sr.) LaGrange Park (Nazareth Academy)	_____	_____
7	547	Jason Schaad (Jr.) Bradford	_____	_____
8	87	Mike Goben (Sr.) Viola (Winola)	_____	_____

		HEAT NO. 2		
Lane	No.	Competitor, School	Place	Time
1	642	Jeff Eldred (Jr.) Carlinville	_____	_____
2	161	Rosie Torrez (Fr.) Pontiac	_____	_____
3	583	Craig Martin (Jr.) Princeton	_____	_____
4	97	Gary Miller (Sr.) Casey (C.-Westfield)	_____	_____
5	415	Gary Alexander (So.) Tuscola	_____	_____
6	375	Danney Martin (Sr.) Cerro (Gordo)	_____	_____
7	258	Stanley Crume (Sr.) Cairo	_____	_____
8	52	John Olson (Jr.) Biggsville (Union)	_____	_____

		HEAT NO. 3		
Lane	No.	Competitor, School	Place	Time
1	665	Mike Nelson (Jr.) Jacksonville (Routt)	_____	_____
2	221	Mitch Hookham (So.) Geneva	_____	_____
3	310	Troy Hamilton (Jr.) Heyworth	_____	_____
4	622	Danny Neilson (Sr.) Moweaqua	_____	_____
5	486	Ian Smith (So.) Madison	_____	_____
6	133	Steve Stein (Sr.) Beecher	_____	_____
7	516	Neal Sherbeyn (So.) Atkinson	_____	_____
8	199	Chauncy Williams (So.) St. Anne	_____	_____

		HEAT NO. 4		
Lane	No.	Competitor, School	Place	Time
1			_____	_____
2	6	Tod Lipman (Jr.) Dakota	_____	_____
3	570	Clark Evans (Sr.) Farmington (F. East)	_____	_____
4	248	Brett Ward (So.) Yorkville	_____	_____
5	382	Cully Welter (Sr.) Mahomet (M.-Seymour)	_____	_____
6	505	Clay Metzger (Sr.) Waterloo (H.S.)	_____	_____
7	269	Eric Dixon (So.) Carmi	_____	_____
8	191	Leighton Pratt (Sr.) Rossville (R.-Alvin)	_____	_____

HEAT NO. 5

Lane No.	Competitor, School	Place	Time	Lane No.	Competitor, School	Place	Time
1		_____	_____	5	587 Jeff Hill (Jr.) Princeville	_____	_____
2	607 Andy Sebus (Sr.) Buffalo (Tri-City)	_____	_____	6	95 Kevin Finke (Jr.) Casey (C.-Westfield)	_____	_____
3	442 Chris Herb (So.) Lisle (Sr.)	_____	_____	7	16 Lee Schaller (So.) Genoa (G.-Kingston)	_____	_____
4	499 Darius Harris (Jr.) Trenton (Wesclin)	_____	_____	8	373 Gary White (So.) Warsaw	_____	_____



Boys Class AA Competitors By Heat

(Boys Class AA Competitors Wear Numbers on Blue)

(Note: Top 9 times qualify for finals.)

HEAT NO. 1

Lane No.	Competitor, School	Place	Time
1	772 Tony Watkins (Sr.) Chicago (Tilden)	_____	_____
2	96 Charles Franklin (Sr.) Rantoul	_____	_____
3	548 Thurman Whiteside (So.) Springfield (Southeast)	_____	_____
4	573 Marty Manzke (Sr.) Chicago (Marist)	_____	_____
5	588 Lewis Brandon (Sr.) Chicago (Quigley South)	_____	_____
6	604 Ron McGee (Sr.) Oak Lawn (Richards)	_____	_____
7	507 Kim Parker (Sr.) Canton	_____	_____
8	105 David Wagner (Sr.) Aurora (East)	_____	_____

HEAT NO. 2

Lane No.	Competitor, School	Place	Time
1	775 John Kimmon (Sr.) Chicago (Von Steuben)	_____	_____
2	349 Jeremy Magee (Fr.) Woodstock (H.S.)	_____	_____
3	606 Jason Wilson (Sr.) South Holland (Thornwood)	_____	_____
4	203 Frank Atwater (Sr.) Rock Island (H.S.)	_____	_____
5	229 Dale Martin (So.) East St. Louis (Lincoln)	_____	_____
6	33 Mark Gragg (Sr.) Hinsdale (Central)	_____	_____
7	538 Jeff Allen (Sr.) Springfield (H.S.)	_____	_____
8	270 Mike Brown (Sr.) Centralia	_____	_____

HEAT NO. 3

Lane No.	Competitor, School	Place	Time
1	714 Dorian Welch (Sr.) Chicago (C.-Vocational)	_____	_____
2	407 Pete Henry (Jr.) Wheaton (North)	_____	_____
3	483 Chester Baldon (Sr.) Kankakee (Sr.)	_____	_____
4	244 Kevin Haynes (Sr.) East St. Louis (Sr.)	_____	_____
5	682 Pat Cadichon (Sr.) Prairie View (Stevenson)	_____	_____
6	532 Tom Wilson (So.) Peoria (Manual)	_____	_____
7	656 Butch Lenoir (Sr.) Grayslake	_____	_____
8	86 Robert Taylor (Sr.) Decatur (Stephen Decatur)	_____	_____

HEAT NO. 4

Lane No.	Competitor, School	Place	Time
1		_____	_____
2	208 Donnie Dittmar (So.) Sterling (H.S.)	_____	_____
3	275 Randy Glenn (So.) Harrisburg	_____	_____
4	56 Doug Anderson (Sr.) Summit (Argo)	_____	_____
5	677 Alan Turner (Sr.) North Chicago	_____	_____
6	731 Mike Taylor (Sr.) Chicago (Kenwood)	_____	_____
7	454 Ken Kappie (Sr.) Wheeling	_____	_____
8	630 Mike Jennings (Sr.) Evanston (Twp.)	_____	_____

HEAT NO. 5

Lane No.	Competitor, School	Place	Time
1		_____	_____
2	377 Melvin Smiley (Jr.) Roselle (Lake Park)	_____	_____
3	504 Mike Muersch (Jr.) Palos Hills (Stagg)	_____	_____
4	655 Brian Frey (Jr.) Winnetka (New Trier)	_____	_____
5	494 Ron Jamison (Sr.) Olympia Fields (Rich Central)	_____	_____
6	132 Steve Kelley (Jr.) Joliet (West)	_____	_____
7	314 Eric Newble (So.) Loves Park (Harlem)	_____	_____
8	420 Rob Lisek (Sr.) Cary (C.-Grove)	_____	_____



300-METER LOW HURDLES

How To Score The Finals							
Final Place	1st	2nd	3rd	4th	5th	6th	7th 8th
Team Points	10	8	6	5	4	3	2 1

Key: National Records may be set in any meet in which four or more teams compete, and the timing follows National Federation rules. IHSA Records are the state records and may be set only at the state final meet (prelims or finals). Class A Records are for the small schools only and set only at the state final. Class AA Records are for the large schools only and set only at the state final. FAT = fully automatic timing. MT = manual timing. All-time State of Illinois Bests may be set at any time by a student in any competition from the date the student begins high school until July 1 of the summer following the student's senior year.

300-Meter Low Hurdles Records

NAT'L—:35.9 by William Blessing, Dallas (Hillcrest), TX, 1974.
IHSA—:35.98 (FAT) by Arthur Sargent, East St. Louis (Sr.), 1986 (Finals).
Class A—:36.95 (FAT) by David Cox, Yorkville, 1986 (Finals).
Class AA—:35.98 (FAT) by Arthur Sargent, East St. Louis (Sr.), 1986 (Finals).

Event Data

	Class A	Class AA
Total Qualifiers	33	34
Total Regular Qualifiers	32	32
Total Extra Qualifiers	1	2
Qualifying Standard	:39.6	:38.4

Class A Sectional Bests

:38.1 Britt Malott (Sr.) Anna (A.-Jonesboro)
 :38.7 Rick Luna (Sr.) Braidwood (Reed Custer)
 :38.9 Bill Scherff (Sr.) Staunton
 :39.0 Doug Stuepfert (Sr.) LaMoille
 :39.2 Mike Hill (Sr.) Fulton (H.S.)
 :39.3 Dan Steele (Sr.) Sherrard
 :39.3 Chris Fowler (So.) Pontiac
 :39.4 John Blake (Sr.) Geneva
 :39.5 Scott Britnell (Sr.) Stillman Valley
 :39.5 Pat Lewis (Sr.) Cairo
 :39.5 Richard Towers (Sr.) Christopher
 :39.6 Edwin Gregory (Sr.) Chicago (St. Benedict)
 :39.6 Gary Miller (Sr.) Casey (C.-Westfield)
 :39.8 Greg Eller (Sr.) Greenville
 :39.8 Brian Dill (Sr.) Waterloo (H.S.)
 :39.8 Steve Gulley (Sr.) Downs (Tri-Valley)
 :39.8 Chris Chambliss (Sr.) Elmhurst (Timothy Christ.)
 :39.9 Corey Franklin (Sr.) Riverton
 :40.0 David Moelling (Sr.) Camp Point (Central)
 :40.0 Ryan Jackson (Sr.) Litchfield

Class AA Sectional Bests

:36.9 Courtney Stephens (Sr.) Flossmoor (Homewood-F.)
 :37.1 Bart Smith (Sr.) Naperville (North)
 :37.5 Adam DeWeese (Sr.) Oak Park (O.P.-River Forest)
 :37.6 Tim Keane (Sr.) New Lenox (Lincoln-Way)
 :38.0 Mark Henning (So.) Glen Ellyn (Glenbard South)
 :38.0 Ron Champagne (Sr.) Evanston (Twp.)
 :38.0 Jeep Bales (Sr.) Joliet (Central)
 :38.2 George Poorman (Sr.) Palatine (Fremd)
 :38.2 Joe Spells (So.) Harvey (Thornton)
 :38.2 Joe Ruiz (Sr.) Chicago (St. Ignatius)
 :38.2 Tyrone Isaac (Sr.) Joliet (Catholic)
 :38.3 Tyrone Oliver (Sr.) Prairie View (Stevenson)
 :38.3 Ron Logan (Sr.) Jacksonville (H.S.)
 :38.3 Fred Campbell (Sr.) Chicago Hts. (Bloom)
 :38.4 Jim Kerrigan (Sr.) Darien (Hinsdale South)
 :38.4 David Spitzer (Sr.) Batavia
 :38.6 Andy Ommen (Sr.) Normal (Community)
 :38.7 Del Wilson (Sr.) Blue Island (Eisenhower)
 :38.8 Mark Clancy (Sr.) Chicago (Young)
 :38.8 Isaac Means (Sr.) Hoffman Estates (Conant)

Boys Class A Competitors By Heat

(Boys Class A Competitors Wear Numbers on White)

(Note: Top 9 times qualify for finals.)

HEAT NO. 1

Lane	No.	Competitor, School	Place	Time
1	384	Chris Wilhelm (Sr.) Mahomet (M.-Seymour)	_____	_____
2	557	Brad Boyd (Sr.) Dunlap	_____	_____
3	97	Gary Miller (Sr.) Casey (C.-Westfield)	_____	_____
4	525	Mike Hill (Sr.) Fulton (H.S.)	_____	_____
5	255	Britt Malott (Sr.) Anna (A.-Jonesboro)	_____	_____
6	218	John Blake (Sr.) Geneva	_____	_____
7	439	Chris Chambliss (Sr.) Elmhurst (Timothy Christian)	_____	_____
8	325	John Marquis (Sr.) Stanford (Olympia)	_____	_____
9	357	Don Hale (Sr.) Manito (Forman)	_____	_____

HEAT NO. 2

Lane	No.	Competitor, School	Place	Time
1	545	Scott Brokaw (Sr.) Tampico	_____	_____
2	169	Stuart Boelte (Sr.) Clifton (Central)	_____	_____
3	504	Brian Dill (Sr.) Waterloo (H.S.)	_____	_____
4	75	Dan Steele (Sr.) Sherrard	_____	_____
5	134	Rick Luna (Sr.) Braidwood (Reed Custer)	_____	_____
6	261	Pat Lewis (Sr.) Cairo	_____	_____
7	632	Corey Franklin (Sr.) Riverton	_____	_____
8	76	Darrin Steele (Sr.) Sherrard	_____	_____

HEAT NO. 3

Lane	No.	Competitor, School	Place	Time
1	206	Paul Nelson (Sr.) Watseka	_____	_____
2	103	Greg Green (Sr.) Effingham (St. Anthony)	_____	_____
3	609	Greg Eller (Sr.) Greenville	_____	_____
4	164	Chris Fowler (So.) Pontiac	_____	_____
5	674	Bill Scherff (Sr.) Staunton	_____	_____
6	279	Richard Towers (Sr.) Christopher	_____	_____
7	337	David Moelling (Sr.) Camp Point (Central)	_____	_____
8	494	Timmy Sample (Sr.) Sesser (S.-Valier)	_____	_____

HEAT NO. 4

Lane No.	Competitor, School	Place	Time	Lane No.	Competitor, School	Place	Time
1	597 Tim Keith (Jr.) Washburn (Lowpoint-W.)	_____	_____	5	224 Doug Stuepfert (Sr.) LaMoille	_____	_____
2	15 Jeff Hiveley (Sr.) Freeport (Aquin)	_____	_____	6	430 Edwin Gregory (Jr.) Chicago (St. Benedict)	_____	_____
3	308 Steve Gulley (Sr.) Downs (Tri-Valley)	_____	_____	7	666 Ryan Jackson (Sr.) Litchfield	_____	_____
4	43 Scott Britnell (Jr.) Stillman Valley	_____	_____	8	377 Rich Ramos (Sr.) Georgetown (G.-Ridge Farm)	_____	_____



Boys Class AA Competitors By Heat

(Boys Class AA Competitors Wear Numbers on Blue)

(Note: Top 9 times qualify for finals.)

HEAT NO. 1

Lane No.	Competitor, School	Place	Time
1	199 Greg Lee (Jr.) Peoria (Woodruff)	_____	_____
2	700 Jeff Zoepfel (Sr.) Zion (Z.-Benton)	_____	_____
3	511 Ron Logan (Sr.) Jacksonville (H.S.)	_____	_____
4	368 Mark Henning (So.) Glen Ellyn (Glenbard South)	_____	_____
5	480 Courtney Stephens (Sr.) Flossmoor (Homewood-F.)	_____	_____
6	596 Joe Spells (So.) Harvey (Thornton)	_____	_____
7	93 Andy Ommen (Sr.) Normal (Community)	_____	_____
8	289 Terry Elmore (So.) Mascoutah	_____	_____
9	710 Clarence Lacy (Sr.) Chicago (Calumet)	_____	_____

HEAT NO. 2

Lane No.	Competitor, School	Place	Time
1	215 Curtis Warlick (Sr.) Alton (Sr.)	_____	_____
2	72 David Wilkenson (Sr.) Champaign (Centennial)	_____	_____
3	467 Fred Campbell (Jr.) Chicago Hts. (Bloom)	_____	_____
4	631 Ron Champagne (Sr.) Evanston (Twp.)	_____	_____
5	152 Bart Smith (Jr.) Naperville (North)	_____	_____
6	620 Joe Ruiz (Jr.) Chicago (St. Ignatius)	_____	_____
7	555 Del Wilson (Sr.) Blue Island (Eisenhower)	_____	_____
8	248 Eddie Robinson (Jr.) East St. Louis (Sr.)	_____	_____
9	742 Godfrey Danchimah (Sr.) Chicago (Lane)	_____	_____

HEAT NO. 3

Lane No.	Competitor, School	Place	Time
1	320 Greg Rideout (Sr.) Rockford (Auburn)	_____	_____
2	269 Kurt Knolhoff (Sr.) Centralia	_____	_____
3	8 Jim Kerrigan (Sr.) Darien (Hinsdale South)	_____	_____
4	127 Jeep Bales (Sr.) Joliet (Central)	_____	_____
5	54 Adam DeWeese (Sr.) Oak Park (O.P.-River Forest)	_____	_____
6	124 Tyrone Isaac (Jr.) Joliet (Catholic)	_____	_____
7	778 Mark Clancy (Sr.) Chicago (Young)	_____	_____
8	204 Derrick Williams (Sr.) Rock Island (H.S.)	_____	_____

HEAT NO. 4

Lane No.	Competitor, School	Place	Time
1	734 Ernest Perry (Sr.) Chicago (Kenwood)	_____	_____
2	512 Steve Oetgen (Sr.) Jacksonville (H.S.)	_____	_____
3	357 David Spitzer (Sr.) Batavia	_____	_____
4	440 George Poorman (Jr.) Palatine (Fremd)	_____	_____
5	157 Tim Keane (Sr.) New Lenox (Lincoln-Way)	_____	_____
6	683 Tyrone Oliver (Jr.) Prairie View (Stevenson)	_____	_____
7	429 Isaac Means (Sr.) Hoffman Estates (Conant)	_____	_____
8	342 Anthony Ford (Sr.) Rockford (West)	_____	_____

ACADEMICS + ACTIVITIES = CURRICULUM PARTNERS





1600-METER RUN

How To Score The Finals								
Final Place	1st	2nd	3rd	4th	5th	6th	7th	8th
Team Points	10	8	6	5	4	3	2	1

Key: National Records may be set in any meet in which four or more teams compete, and the timing follows National Federation rules. IHSA Records are the state records and may be set only at the state final meet (prelims or finals). Class A Records are for the small schools only and set only at the state final. Class AA Records are for the large schools only and set only at the state final. FAT = fully automatic timing. MT = manual timing. All-time State of Illinois Bests may be set at any time by a student in any competition from the date the student begins high school until July 1 of the summer following the student's senior year.

1600-Meter Run Records

NAT'L—3:58.3 by Jim Ryun, Wichita (East), KS, 1965.
IHSA—4:07.1 (MT) by Andy Isla-Rubert, Hillside (Proviso West), 1970.
Class A—4:16.8 (MT) by Greg Hill, Freeburg, 1981 (Finals).
Class AA—4:07.45 (FAT) by Mark Deady, Prairie View (Stevenson), 1985 (Finals) (4:07.3 MT).

Event Data

	Class A	Class AA
Total Qualifiers	35	48
Total Regular Qualifiers	32	32
Total Extra Qualifiers	3	16
No. of Heats/Flights	4:31.0	4:24.5

Class A Sectional Bests

4:22.0	Jeff Albers (Sr.) Breese (Mater Dei)
4:26.6	Todd Lopeman (Jr.) Pontiac
4:27.9	Rob Carter (Jr.) Clinton
4:27.9	Mike Ashworth (Sr.) Normal (University)
4:28.0	Tony Fernatt (Sr.) Beecher
4:28.0	Shane Stryker (So.) Sparta
4:29.0	Jeff Sappington (Sr.) Trenton (Wesclin)
4:29.7	Pat Gallagher (Sr.) Marengo
4:30.0	Mike Hillyard (Jr.) Norris City (N.C.-Omaha-Enfield)
4:30.3	Kurt Reynolds (Sr.) El Paso
4:30.5	Frank Lamphere (Sr.) Pontiac
4:30.8	Brian Tucker (Sr.) Windsor
4:31.7	Jim Probst (So.) Maple Park (Kaneland)
4:32.0	Jeremy Skinner (Fr.) Shelbyville
4:32.1	Gregg Ummel (Sr.) Colfax (Octavia)
4:32.7	Tom Gorham (Sr.) Elmwood
4:33.7	Steve Schwarting (Sr.) Petersburg (Porta)
4:33.7	Dan Staebler (Jr.) Dunlap
4:34.0	David Knisley (Sr.) Hillsboro
4:34.5	Mitch Russell (Jr.) Carmi

Class AA Sectional Bests

4:13.3	Len Sitko (Sr.) Niles (Notre Dame)
4:18.4	Matt Kendall (Sr.) Northbrook (Glenbrook North)
4:18.5	Jim DeBeers (Sr.) Batavia
4:18.7	Nick Schwartz (Jr.) Centralia
4:19.5	Tony Laskowski (Jr.) Downers Grove (North)
4:19.8	Jim Westphal (Sr.) Oak Park (O.P.-River Forest)
4:19.8	Chris Calhoun (Sr.) Palatine (H.S.)
4:21.3	Monty Flynn (Sr.) Springfield (Lanphier)
4:21.3	Jay Spencer (Sr.) Roselle (Lake Park)
4:21.4	Tony Daniel (Sr.) Chicago (Mendel Catholic)
4:21.4	Dave Tamburrino (Sr.) Elmwood Park
4:21.8	Neal West (Sr.) Centralia
4:22.1	Keith Brunell (Sr.) Summit (Argo)
4:22.2	Ken Andrews (Sr.) Loves Park (Harlem)
4:22.4	Mike Jamieson (Sr.) Lisle (Benet Academy)
4:22.5	Kevin Fett (Sr.) Rockford (Guilford)
4:22.5	Dan Kieckhefer (Sr.) Chicago (St. Ignatius)
4:22.6	Tim Geldean (Sr.) Olympia Fields (Rich Central)
4:22.9	Don Bonfiglio (Sr.) Flossmoor (Homewood-F.)
4:22.9	Patrick McCann (Sr.) Rockford (East)

Boys Class A Competitors By Heat

(Boys Class A Competitors Wear Numbers on White)

(Note: Top 12 times qualify for finals.)

SECTION NO. 1

Alley	No.	Competitor, School	Place	Time
1-1	465	Jeff Albers (Sr.) Breese (Mater Dei)	_____	_____
1-2	292	Mike Hillyard (Jr.) Norris City (N.C.-Omaha-Enfield)	_____	_____
1-3	558	Dan Staebler (Jr.) Dunlap	_____	_____
2-1	297	Rob Carter (Jr.) Clinton	_____	_____
2-2	156	Frank Lamphere (Sr.) Pontiac	_____	_____
2-3	616	David Knisley (Sr.) Hillsboro	_____	_____
2-4	247	Todd Bryant (So.) Yorkville	_____	_____
3-1	132	Tony Fernatt (Sr.) Beecher	_____	_____
3-2	21	Jim Probst (So.) Maple Park (Kaneland)	_____	_____
3-3	369	Mark Couch (Sr.) Rushville	_____	_____
3-4	538	Joby Spencer (So.) Port Byron (Riverdale)	_____	_____
4-1	503	Jeff Sappington (Sr.) Trenton (Wesclin)	_____	_____
4-2	174*	Gregg Ummel (Sr.) Colfax (Octavia)	_____	_____
4-3	390	Chad Hertz (Jr.) Monticello	_____	_____
4-4	360	Charles Bland (Sr.) Plymouth	_____	_____
4-5	639	Brian Quarton (Sr.) Carlinville	_____	_____
4-6	229	Bill Bergland (Jr.) Mendota	_____	_____

SECTION NO. 2

Alley	No.	Competitor, School	Place	Time
1-1	163	Todd Lopeman (Jr.) Pontiac	_____	_____
1-2	141	Kurt Reynolds (Sr.) El Paso	_____	_____
1-3	630	Steve Schwarting (Sr.) Petersburg (Porta)	_____	_____
1-4	179	Brent Long (Jr.) Herscher	_____	_____
2-1	322	Mike Ashworth (Sr.) Normal (University)	_____	_____
2-2	130	Brian Tucker (Sr.) Windsor	_____	_____
2-3	268	Mitch Russell (Jr.) Carmi	_____	_____
2-4	74	Clint Weber (Jr.) Sherrard	_____	_____
3-1	496	Shane Stryker (So.) Sparta	_____	_____
3-2	121	Jeremy Skinner (Fr.) Shelbyville	_____	_____
3-3	431	Ben Klaff (Jr.) Chicago (University)	_____	_____
3-4	411	George Lefavivre (So.) Tolono (Unity)	_____	_____
4-1	29	Pat Gallagher (Sr.) Marengo	_____	_____
4-2	560	Tom Gorham (Sr.) Elmwood	_____	_____
4-3	57	Craig Hillier (Jr.) Knoxville	_____	_____
4-4	461	Scott Williamson (So.) West Chicago (Wheaton Christian)	_____	_____
4-5	676	Shaun Rosenberger (Fr.) Waverly	_____	_____
4-6	542	Troy Crady (So.) Prophetstown	_____	_____



Boys Class AA Competitors By Heat

(Boys Class AA Competitors Wear Numbers on Blue)

(Note: Top 12 times qualify for finals.)

SECTION NO. 1

Alley	No.	Competitor, School	Place	Time
1-1	641	Len Sitko (Sr.) Niles (Notre Dame)	_____	_____
1-2	57	Keith Brunell (Sr.) Summit (Argo)	_____	_____
1-3	388	Rich Fausey (Sr.) St. Charles (H.S.)	_____	_____
2-1	263	Nick Schwartz (Jr.) Centralia	_____	_____
2-2	337	Kevin Fett (Sr.) Rockford (Guilford)	_____	_____
2-3	49	Dave Rill (Sr.) Oak Park (Fenwick)	_____	_____
2-4	739	Victor Gonzalez (Sr.) Chicago (Lane)	_____	_____
3-1	442	Chris Calhoun (Sr.) Palatine (H.S.)	_____	_____
3-2	481	Don Bonfiglio (Sr.) Flossmoor (Homewood-F.)	_____	_____
3-3	300	Doug Webster (Sr.) O'Fallon	_____	_____
3-4	220	John Blassingame (Jr.) Belleville (West)	_____	_____
4-1	582	Tony Daniel (Sr.) Chicago (Mendel Catholic)	_____	_____
4-2	148	Ty Thiel (Sr.) Naperville (North)	_____	_____
4-3	20	Matt Shull (Jr.) Elmhurst (York)	_____	_____
4-4	561	Mike Billish (So.) Chicago (Brother Rice)	_____	_____
4-5	508	Jeff Harris (Sr.) Canton	_____	_____

SECTION NO. 2

Alley	No.	Competitor, School	Place	Time
1-1	644	Matt Kendall (Sr.) Northbrook (Glenbrook North)	_____	_____
1-2	315	Ken Andrews (Sr.) Loves Park (Harlem)	_____	_____
1-3	293	Everett Whiteside (Jr.) Mt. Vernon	_____	_____
2-1	118	Tony Laskowski (Jr.) Downers Grove (North)	_____	_____
2-2	621	Dan Kieckhefer (Sr.) Chicago (St. Ignatius)	_____	_____
2-3	207	Brian Wilson (Sr.) Sterling (H.S.)	_____	_____
2-4	715	Reynaldo Hart (So.) Chicago (C.-Vocational)	_____	_____
3-1	545	Monty Flynn (Sr.) Springfield (Lanphier)	_____	_____
3-2	331	Patrick McCann (Sr.) Rockford (East)	_____	_____
3-3	367	Mike Beebe (Jr.) Glen Ellyn (Glenbard South)	_____	_____
3-4	663	Paul Matras (Jr.) Libertyville	_____	_____
4-1	23	Dave Tamburrino (Sr.) Elmwood Park	_____	_____
4-2	175	Mark Peterson (Sr.) Kewanee (H.S.)	_____	_____
4-3	123	Tom Campana (Sr.) Downers Grove (South)	_____	_____
4-4	458	Rick Timm (Sr.) Wheeling	_____	_____
4-5	76	Dennis Thomas (Sr.) Champaign (Central)	_____	_____

SECTION NO. 3

Alley	No.	Competitor, School	Place	Time	Alley	No.	Competitor, School	Place	Time
1-1	356	Jim DeBeers (Sr.) Batavia	_____	_____	3-2	657	Karl Wismer (Sr.) Grayslake	_____	_____
1-2	138	Mike Jamieson (Sr.) Lisle (Benet Academy)	_____	_____	3-3	642	Ryan Cahill (Sr.) Northbrook (Glenbrook North)	_____	_____
1-3	303	Paul Laskonis (Sr.) Belvidere	_____	_____	3-4	774	Shannon Euring (Sr.) Chicago (Von Steuben)	_____	_____
2-1	50	Jim Westphal (Sr.) Oak Park (O.P.-River Forest)	_____	_____	4-1	268	Neal West (Sr.) Centralia	_____	_____
2-2	495	Tim Geldean (Sr.) Olympia Fields (Rich Central)	_____	_____	4-2	461	Paul Snyder (Sr.) Bradley (B.-Bourbonnais)	_____	_____
2-3	176	Mark Scheirer (Jr.) Metamora	_____	_____	4-3	149	Marc Warner (Sr.) Naperville (North)	_____	_____
2-4	746	Ralph Bonatz (Sr.) Chicago (Lane)	_____	_____	4-4	80	Mark Riddle (Sr.) Charleston	_____	_____
3-1	379	Jay Spencer (Sr.) Roselle (Lake Park)	_____	_____	4-5	232	Cecil Shy (Sr.) East St. Louis (Lincoln)	_____	_____



200-METER DASH

How To Score The Finals							
Final Place	1st	2nd	3rd	4th	5th	6th	7th 8th
Team Points	10	8	6	5	4	3	2 1

Key: National Records may be set in any meet in which four or more teams compete, and the timing follows National Federation rules. IHSA Records are the state records and may be set only at the state final meet (prelims or finals). Class A Records are for the small schools only and set only at the state final. Class AA Records are for the large schools only and set only at the state final. FAT = fully automatic timing. MT = manual timing. All-time State of Illinois Bests may be set at any time by a student in any competition from the date the student begins high school until July 1 of the summer following the student's senior year.

200-Meter Dash Records

NAT'L—:20.0 by Roy Martin, Dallas (Roosevelt), TX, 1985.
IHSA—:21.1 (MT) by Howard Jones, Evanston (Twp.), 1971.
Class A—:21.4 (MT) by David Washington, Melrose Park (Walther Lutheran), 1984 (Finals).
Class AA—:21.27 (FAT) by Bob Jelks, Decatur (MacArthur), 1986 (Finals).

Event Data

	Class A	Class AA
Total Qualifiers	34	35
Total Regular Qualifiers	32	32
Total Extra Qualifiers	2	3
No. of Heats/Flights	:22.8	:22.2

Class A Sectional Bests

- :22.5 Scott Bielski (Sr.) Hebron (Alden-H.)
- :22.6 Tom Wells (Jr.) Dwight
- :22.7 Danney Martin (Sr.) Cerro Gordo
- :22.8 Eric Baugh (Jr.) Melrose Park (Walther Lutheran)
- :22.8 Jim Stone (Jr.) Trenton (Wesclin)
- :22.8 Gregg Manabat (Jr.) Pontiac
- :22.8 Larry Givens (Sr.) Chicago (Providence-St. Mel)
- :22.8 Ed Baldrige (Sr.) Maple Park (Kaneland)
- :22.8 Eugene Edmond (Sr.) Kankakee (McNamara)
- :22.8 Chris Herb (So.) Lisle (Sr.)
- :22.9 Deverin Hawkins (Jr.) Cairo
- :22.9 David Gumm (Sr.) Sidell (Jamaica)
- :23.0 Geoff Schoonover (Sr.) Normal (University)
- :23.0 Jon Voss (Sr.) Fulton (H.S.)
- :23.0 Jeff Stone (Sr.) Watseka
- :23.0 Rob Fortney (Sr.) Carlinville
- :23.1 Kevin Currey (Sr.) Casey (C.-Westfield)
- :23.1 Danny Neilson (Sr.) Moweaqua
- :23.1 Lubitsch Graves (Fr.) Cairo
- :23.1 Jeff Zeal (Sr.) Galena
- :23.1 Keith Borrer (So.) Gillespie

Class AA Sectional Bests

- :21.4 James Robinson (Sr.) Harvey (Thornton)
- :21.4 Bertino Smith (Sr.) Harvey (Thornton)
- :21.7 Malcolm Davis (Sr.) Chicago (Mendel Catholic)
- :21.8 Jim Cramton (Sr.) Glen Ellyn (Glenbard West)
- :21.8 Haywood Miller (Sr.) Chicago (Brother Rice)
- :21.9 Eric Harris (Sr.) Rockford (West)
- :21.9 Rueben Hill (Jr.) Centralia
- :22.0 Tim Lynch (Sr.) Elmhurst (York)
- :22.0 Tom Durham (Sr.) Chicago (Leo)
- :22.1 Theon Jefferson (Sr.) Chicago (Austin)
- :22.1 DeVaughn Benion (Jr.) Westchester (St. Joseph)
- :22.2 Mark Senitz (Sr.) Arlington Hts. (Hersey)
- :22.2 Butch Slater (Jr.) Springfield (Griffin)
- :22.3 Dorynell Thompson (Sr.) Alton (Sr.)
- :22.3 Al Singleton (Jr.) Kankakee (Sr.)
- :22.3 Kenny Robinson (Jr.) East St. Louis (Sr.)
- :22.3 Tywin Claypool (Sr.) Kankakee (Sr.)
- :22.3 Peter Pane (Sr.) Roselle (Lake Park)
- :22.4 Kevin McKeever (Sr.) Chicago (Kenwood)
- :22.4 Mike Young (So.) Mt. Vernon

Boys Class A Competitors By Heat

(Boys Class A Competitors Wear Numbers on White)

(Note: Top 6 places each heat qualify for semifinals.)

(Note: Top 3 places each semifinal heat qualify for finals.)

		HEAT NO. 1	
Lane	No.	Competitor, School	Place Time
1	547	Jason Schaad (Jr.) Bradford	_____
2	182	Eric Leiser (Sr.) Herscher	_____
3	646	Rob Fortney (Sr.) Carlinville	_____
4	423	Larry Givens (Sr.) Chicago (Providence-St. Mel)	_____
5	17	Scott Bielski (Sr.) Hebron (Alden-H.)	_____
6	145	Eugene Edmond (Sr.) Kankakee (McNamara)	_____
7	622	Danny Neilson (Sr.) Moweaqua	_____
8	46	Nate Baker (Jr.) Aledo	_____
9	478	Todd Daulbe (Sr.) Edwardsville (Metro-East Lutheran)	_____

		HEAT NO. 2	
Lane	No.	Competitor, School	Place Time
1	565	Brett Charlton (Jr.) Eureka	_____
2	318	Jamie Chevalier (Jr.) Normal (University)	_____
3	205	Jeff Stone (Sr.) Watseska	_____
4	23	Ed Baldrige (Sr.) Maple Park (Kaneland)	_____
5	136	Tom Wells (Jr.) Dwight	_____
6	442	Chris Herb (So.) Lisle (Sr.)	_____
7	93	Kevin Currey (Sr.) Casey (C.-Westfield)	_____
8	87	Mike Gobin (Sr.) Viola (Winola)	_____
9	358	Wayne Hasty (Jr.) Manito (Forman)	_____

		HEAT NO. 3	
Lane	No.	Competitor, School	Place Time
1	237	Tom Gifford (Jr.) Sandwich	_____
2	353	Bob Shumaker (So.) Lewistown	_____
3	321	Geoff Schoonover (Sr.) Normal (University)	_____
4	159	Greg Manabat (Jr.) Pontiac	_____
5	375	Danney Martin (Sr.) Cerro Gordo	_____
6	263	Deverin Hawkins (Jr.) Cairo	_____
7	529	Jeff Zeal (Sr.) Galena	_____
8	637	Tim Egizio (Sr.) Rochester	_____

		HEAT NO. 4	
Lane	No.	Competitor, School	Place Time
1	131	Brian Finlay (Sr.) Windsor	_____
2	662	Keith Borrer (So.) Gillespie	_____
3	524	Jon Voss (Sr.) Fulton (H.S.)	_____
4	501	Jim Stone (Jr.) Trenton (Wesclin)	_____
5	448	Eric Bauth (Jr.) Melrose Park (Walther Lutheran)	_____
6	406	David Gumm (Sr.) Sidell (Jamaica)	_____
7	264	Lubitsch Graves (Fr.) Cairo	_____
8	241	Steve Lampkin (Sr.) Spring Valley (Hall)	_____



Boys Class AA Competitors By Heat

(Boys Class AA Competitors Wear Numbers on Blue)

(Note: Top 6 places each heat qualify for semifinals.)

(Note: Top 3 places each semifinal heat qualify for finals.)

HEAT NO. 1

Lane	No.	Competitor, School	Place	Time
1	200	Tim Newsome (Fr.) Rock Island (H.S.)	_____	_____
2	625	Tony Jones (So.) Chicago (Weber)	_____	_____
3	245	Kenny Robinson (Jr.) East St. Louis (Sr.)	_____	_____
4	16	Tim Lynch (Sr.) Elmhurst (York)	_____	_____
5	598	James Robinson (Sr.) Harvey (Thornton)	_____	_____
6	567	Tom Durham (Sr.) Chicago (Leo)	_____	_____
7	488	Tywin Claypool (Sr.) Kankakee (Sr.)	_____	_____
8	327	Marcus Glenn (So.) Rockford (East)	_____	_____
9	717	Derwin McGee (Sr.) Chicago (Farragut)	_____	_____

HEAT NO. 3

Lane	No.	Competitor, School	Place	Time
1	456	Dean O'Brien (So.) Wheeling	_____	_____
2	107	Karsten Edwards (Jr.) Aurora (West)	_____	_____
3	213	Dorynell Thompson (Sr.) Alton (Sr.)	_____	_____
4	345	Eric Harris (Sr.) Rockford (West)	_____	_____
5	581	Malcolm Davis (Sr.) Chicago (Mendel Catholic)	_____	_____
6	58	DeVaughn Benion (Jr.) Westchester (St. Joseph)	_____	_____
7	294	Mike Young (So.) Mt. Vernon	_____	_____
8	531	Terry Payton (Sr.) Peoria (Manual)	_____	_____
9	775	John Kimmon (Sr.) Chicago (Von Steuben)	_____	_____

HEAT NO. 2

Lane	No.	Competitor, School	Place	Time
1	665	Darren Hedrick (Jr.) Libertyville	_____	_____
2	173	Chris Palmer (Jr.) East Moline (United)	_____	_____
3	490	Al Singleton (Jr.) Kankakee (Sr.)	_____	_____
4	267	Rueben Hill (Jr.) Centralia	_____	_____
5	595	Bertino Smith (Sr.) Harvey (Thornton)	_____	_____
6	709	Theon Jefferson (Sr.) Chicago (Austin)	_____	_____
7	380	Peter Pane (Sr.) Roselle (Lake Park)	_____	_____
8	125	Wardell Collins (Sr.) Joliet (Central)	_____	_____
9	83	Derek States (So.) Decatur (MacArthur)	_____	_____

HEAT NO. 4

Lane	No.	Competitor, School	Place	Time
1	77	Tim Cochran (Sr.) Champaign (Central)	_____	_____
2	660	Martin Milner (Jr.) Lake Zurich	_____	_____
3	541	Butch Slater (Jr.) Springfield (Griffin)	_____	_____
4	565	Haywood Miller (Sr.) Chicago (Brother Rice)	_____	_____
5	375	Jim Cramton (Sr.) Glen Ellyn (Glenbard West)	_____	_____
6	411	Mark Senitz (Sr.) Arlington Hts. (Hersey)	_____	_____
7	730	Kevin McKeever (Sr.) Chicago (Kenwood)	_____	_____
8	626	Pat Lathan (Jr.) Chicago (Weber)	_____	_____

ACADEMICS + ACTIVITIES = CURRICULUM PARTNERS





1600-METER RELAY

How To Score The Finals								
Final Place	1st	2nd	3rd	4th	5th	6th	7th	8th
Team Points	10	8	6	5	4	3	2	1

Key: National Records may be set in any meet in which four or more teams compete, and the timing follows National Federation rules. IHSA Records are the state records and may be set only at the state final meet (prelims or finals). Class A Records are for the small schools only and set only at the state final. Class AA Records are for the large schools only and set only at the state final. FAT = fully automatic timing. MT = manual timing. All-time State of Illinois Bests may be set at any time by a student in any competition from the date the student begins high school until July 1 of the summer following the student's senior year.

1600-Meter Relay Records

NAT'L—3:07.40 by Hawthorne, CA (Michael Marsh, Michael Graham, Sean Kelly, Henry Thomas), 1985.

IHSA—3:14.17 (FAT) by Harvey (Thornton) (Napoleon Fisher, Joseph Plutz, Randy Jones, Harlan South), 1985 (Prelims) (3:14.0 MT).

Class A—3:20.00 (FAT) by St. Anne (Richard Miller, Johnny Dunlap, Kenny Smith, Dee Pickens), 1983 (Finals) (3:20.1 MT).

Class AA—3:14.17 (FAT) by Harvey (Thornton) (Napoleon Fisher, Joseph Plutz, Randy Jones, Harlan South), 1985 (Prelims) (3:14.0 MT).

Event Data

	Class A	Class AA
Total Qualifiers	37	38
Total Regular Qualifiers	32	32
Total Extra Qualifiers	5	6
No. of Heats/Flights	3:32.0	3:24.0

Class A Sectional Bests

3:27.3	Mendota
3:27.7	Eureka
3:27.9	Chicago (Providence-St. Mel)
3:28.1	Casey (C.-Westfield)
3:28.7	Yorkville
3:29.0	Geneva
3:29.3	Sherrard
3:29.5	Mahomet (M.-Seymour)
3:29.8	Dunlap
3:29.9	Princeton
3:30.0	Waterloo (H.S.)
3:30.1	Normal (University)
3:30.2	Tampico
3:30.3	Stanford (Olympia)
3:30.4	Trenton (Wesclin)
3:30.8	Pontiac
3:30.8	Clinton
3:30.9	Lansing (Illiana Christian)
3:30.9	Oakland
3:31.0	Knoxville

Class AA Sectional Bests

3:19.6	Chicago (Quigley South)
3:19.7	East St. Louis (Sr.)
3:20.0	East St. Louis (Lincoln)
3:21.0	Bloomington (H.S.)
3:21.4	Chicago (Mendel Catholic)
3:22.5	Maywood (Proviso East)
3:22.6	Olympia Fields (Rich Central)
3:22.6	Batavia
3:22.8	Hillside (Proviso West)
3:23.1	Chicago Hts. (Bloom)
3:23.1	Blue Island (Eisenhower)
3:23.2	North Chicago
3:23.5	Rock Island (H.S.)
3:23.5	Harvey (Thornton)
3:23.5	Chicago (Brother Rice)
3:23.9	Streamwood
3:23.9	Elmhurst (York)
3:24.0	Rantoul
3:24.0	Champaign (Centennial)
3:24.2	Jacksonville (H.S.)

Boys Class A Competitors By Heat

(Boys Class A Competitors Wear Numbers on White)

(Note: Top 9 times qualify for finals.)

HEAT NO. 1

Lane	School	Place	Time
1	Greenville	_____	_____
2	Forreston	_____	_____
3	Waterloo (H.S.)	_____	_____
4	Mendota	_____	_____
5	Geneva	_____	_____
6	Clinton	_____	_____
7	Melrose Park (Walther Lutheran)	_____	_____
8	Rushville	_____	_____

HEAT NO. 2

Lane	School	Place	Time
1	Herschler	_____	_____
2	Galena	_____	_____
3	Normal (University)	_____	_____
4	Eureka	_____	_____
5	Sherrard	_____	_____
6	Pontiac	_____	_____
7	Cairo	_____	_____
8	Pittsfield	_____	_____

HEAT NO. 3

Lane	School	Place	Time
1		_____	_____
2	Auburn	_____	_____
3	Dakota	_____	_____
4	Tampico	_____	_____
5	Chicago (Providence-St. Mel)	_____	_____
6	Mahomet (M.-Seymour)	_____	_____
7	Lansing (Illiana Christian)	_____	_____
8	St. Anne	_____	_____

HEAT NO. 4

Lane	School	Place	Time
1		_____	_____
2	Camp Point (Central)	_____	_____
3	Annawan	_____	_____
4	Stanford (Olympia)	_____	_____
5	Casey (C.-Westfield)	_____	_____
6	Dunlap	_____	_____
7	Oakland	_____	_____
8	Eldorado	_____	_____

HEAT NO. 5

Lane	School	Place	Time
1		_____	_____
2	Carlinville	_____	_____
3	Robinson	_____	_____
4	Trenton (Wesclin)	_____	_____
5	Yorkville	_____	_____
6	Princeton	_____	_____
7	Knoxville	_____	_____
8	Tuscola	_____	_____



Boys Class AA Competitors By Heat

(Boys Class AA Competitors Wear Numbers on Blue)

(Note: Top 9 times qualify for finals.)

HEAT NO. 1

Lane	School	Place	Time
1	Chicago (St. Ignatius)	_____	_____
2	Rockford (Jefferson)	_____	_____
3	Streamwood	_____	_____
4	Maywood (Proviso East)	_____	_____
5	Chicago (Quigley South)	_____	_____
6	Blue Island (Eisenhower)	_____	_____
7	Evanston (Twp.)	_____	_____
8	Harrisburg	_____	_____
9		_____	_____

HEAT NO. 3

Lane	School	Place	Time
1	Chicago (Kenwood)	_____	_____
2	Joliet (West)	_____	_____
3	Rantoul	_____	_____
4	Batavia	_____	_____
5	East St. Louis (Lincoln)	_____	_____
6	Rock Island (H.S.)	_____	_____
7	Peoria (Richwoods)	_____	_____
8	Barrington	_____	_____
9		_____	_____

HEAT NO. 2

Lane	School	Place	Time
1	Chicago (Robeson)	_____	_____
2	Centralia	_____	_____
3	Elmhurst (York)	_____	_____
4	Olympia Fields (Rich Central)	_____	_____
5	East St. Louis (Sr.)	_____	_____
6	North Chicago	_____	_____
7	New Lenox (Lincoln-Way)	_____	_____
8	Rockford (Auburn)	_____	_____
9		_____	_____

HEAT NO. 4

Lane	School	Place	Time
1		_____	_____
2	Oswego	_____	_____
3	Champaign (Centennial)	_____	_____
4	Hillside (Proviso West)	_____	_____
5	Bloomington (H.S.)	_____	_____
6	Harvey (Thornton)	_____	_____
7	Chicago (Julian)	_____	_____
8	Elk Grove Village (E.G.)	_____	_____
9		_____	_____

HEAT NO. 5

Lane	School	Place	Time
1		_____	_____
2	Peoria (Manual)	_____	_____
3	Jacksonville (H.S.)	_____	_____
4	Chicago Hts. (Bloom)	_____	_____
5	Chicago (Mendel Catholic)	_____	_____
6	Chicago (Brother Rice)	_____	_____
7	Prairie View (Stevenson)	_____	_____
8	Chicago (South Shore)	_____	_____
9		_____	_____

All-Time Illinois Boys Track Bests

(Excludes 1987)

Note: This list has been compiled and supplied by Jerry Shnay, Prep Sports Editor, Chicago Tribune, and a member of the IHSA News Media Advisory Committee.

Performances listed are the single-best by each individual, and include marks earned through July of a given year.

100 Meters

- 10.3 Rodney Harris, Chicago (Prov.-St. Mel), 1984
- 10.3 Kelly Reed, Chicago (Kenwood), 1983
- 10.3 Albert Robinson, Chicago (Hales Franciscan), 1982
- 10.3 Mike Sawyer, Chicago (St. Ignatius), 1985
- 10.37 Keith Thomas, Chicago (Kenwood), 1986
- 10.4 Tom Adams, Rock Island (H.S.), 1984
- 10.4 Gerald Bell, Chicago (Gordon Tech), 1985
- 10.4 Greg Boysaw, Champaign (Central), 1985
- 10.4 Steve Breathitt, Kankakee (Sr.), 1984
- 10.4 Daryl Canady, Chicago (St. Ignatius), 1980
- 10.4 Chris Chatman, Chicago (Corliss), 1984
- 10.4 Spencer Cotten, Wilmette (Loyola), 1983
- 10.4 Jim McGriff, Chicago (Mendel), 1982
- 10.4 Aaron Mayo, Chicago Hts. (Bloom Trail), 1985
- 10.4 Elmo Portee, Chicago (Dunbar), 1982
- 10.4 Kevin Rohlwing, Elgin (Larkin), 1985
- 10.4 Keith Thomas, Chicago (St. Rita), 1984, 1985
- 10.4 Steve Tyson, Chicago (Mendel), 1982, 1983

200 Meters

- 20.6 Harold Leonard, Chicago (Mt. Carmel), 1985
- 20.89 Wallace Spearmon, Blue Island (Eisenhower), 1981
- 20.8 Daryl Canady, Chicago (St. Ignatius), 1980
- 20.9 Mike Sawyer, Chicago (St. Ignatius), 1985
- 21.0 Albert Robinson, Chicago (Hales Franciscan), 1982
- 21.1 Kevin Johnson, Waukegan (East), 1981
- 21.1 Jarrett Cooper, Blue Island (Eisenhower), 1986
- 21.1 Malcolm Davis, Chicago (Mendel), 1986
- 21.1 Keith Thomas, Chicago (Kenwood), 1986
- 21.2 David Moore, Chicago (Mendel), 1986
- 21.2 Gerald Bell, Chicago (Gordon Tech), 1985
- 21.2 Steve Tyson, Chicago (Mendel), 1982
- 21.3 Chris Chatman, Chicago (Corliss), 1984
- 21.3 Sunder Nix, Chicago (Phillips), 1980
- 21.3 Mike Wright, North Chicago, 1985

400 Meters

- 46.51 Harold Leonard, Chicago (Mt. Carmel), 1985
- 46.6 Sunder Nix, Chicago (Phillips), 1980
- 46.6 Jim Cramton, Glen Ellyn (Glenbard West), 1986
- 47.01 Michael Wade, North Chicago, 1980
- 47.1 Sherman Arnold, (Chicago) Fenger, 1983
- 47.14 Harlan South, Harvey (Thornton), 1985
- 47.3 Perry Robinson, Lockport, 1982
- 47.4 Leroy Dixon, Freeport, 1981
- 47.5 Tim Simon, Maywood (Proviso East), 1984
- 47.7 Sean Banks, Flossmoor (Homewood-F.), 1984
- 47.7 Steve Breathitt, Kankakee, 1984
- 47.7 Aaron Mayo, Chicago Hts. (Bloom Trail), 1985

800 Meters

- 1:50.33 Rich Kolasa, Oak Forest, 1986
- 1:50.8 Jim White, Elmhurst (York), 1985
- 1:51.3 Tony Guercio, Naperville (North), 1980
- 1:51.5 Darren Kern, Chicago (King), 1981
- 1:51.8 Leodis Fields, East St. Louis (Lincoln), 1984
- 1:51.9 Lloyd Robertson, East St. Louis (Sr.), 1984
- 1:52.0 Jerry Lewis, Chicago (Collins), 1980
- 1:52.2 Jesse Wilson, East St. Louis (Lincoln), 1982
- 1:52.5 Chris Revord, Orland Park (Sandburg), 1980
- 1:52.6 John Gerut, Oak Park (O.P.-River Forest), 1980
- 1:52.6 Mike Elliott, Belvidere, 1982

1,600 Meters

- 4:07.3 Jim White, Elmhurst (York), 1985
- 4:07.45 Mark Deady, Prairie View (Stevenson), 1985
- 4:08.5 Matt Nolan, Naperville (Central), 1980
- 4:08.5 Tim Phillips, Arlington Hts. (St. Viator), 1984
- 4:10.5 Brent McLain, Benton, 1983
- 4:10.6 Dedrick Flowers, East St. Louis (Lincoln), 1983
- 4:11.84 Sean Corrigan, Hoffman Estates (Conant), 1985
- 4:12.3 Ryan Stoll, Lake Forest (H.S.), 1982
- 4:12.37 Jeff Henry, Oswego, 1986
- 4:12.7 Ralph Vaughn, Midlothian (Bremen), 1980

3,200 Meters

- 8:54.79 Steve Miller, Elk Grove Village (E.G.), 1985
- 8:56.6 Matt Nolan, Naperville (Central), 1980
- 8:59.7 Ralph Caron, Chicago (Marist), 1980
- 9:00.1 Dave Halle, Rockford (Guilford), 1984
- 9:00.2 K. C. Keeney, Park Forest (Rich East), 1980
- 9:01.3 Tim Phillips, Arlington Hts. (St. Viator), 1983
- 9:01.4 Mike Sokolewicz, Harvey (Thornton), 1980
- 9:02.0 Dave Egan, Chatham (Glenwood), 1983
- 9:03.55 Jim Gibson, Lake Forest (H.S.), 1986
- 9:03.7 Dave Valentini, Northbrook (Glenbrook North), 1980

110 Meter High Hurdles

- 13.2 Greg Foster, Maywood (Proviso East), 1976
- 13.5 Robert McGee, Evanston (Twp.), 1978
- 13.6 Ed Thomas, Chicago (King), 1976
- 13.6 Roy Sparks, Villa Park (Willowbrook), 1982
- 13.7 Derek Cole, Chicago Hts. (Bloom), 1981
- 13.7 Clifton Franklin, Chicago Hts. (Bloom Trail), 1983
- 13.7 Steve Rose, Skokie (Niles North), 1970
- 13.7 Nat Page, Evanston (Twp.), 1975
- 13.8 Darren Barber, Springfield (Lanphier), 1984
- 13.8 Barry Malloy, East St. Louis (Lincoln), 1982
- 13.8 John Register, Oak Park (O.P.-River Forest), 1983
- 13.8 Larry Streeter, Chicago (Phillips), 1981

300 Meter Low Hurdles

- 35.98 Art Sargent, East St. Louis (Sr.), 1986
- 36.03 Pat McGhee, Aurora (East), 1984
- 36.2 Charles Moss, Mattoon, 1981
- 36.42 Barry Malloy, East St. Louis (Lincoln), 1982
- 36.5 Art Sargent, East St. Louis (Sr.), 1985
- 36.6 Tracey Drew, Aurora (East), 1986
- 36.64 Bart Smith, Naperville (North), 1986
- 36.7 Frank Denzmore, East St. Louis (Lincoln), 1980
- 36.78 Brett Wethersby, Centralia, 1986
- 36.8 John Register, Oak Park (O.P.-River Forest), 1983
- 36.8 Clifton Franklin, Chicago Hts. (Bloom Trail), 1983

400 Meter Relay

- 41.3 Rock Island (H.S.), 1984
(Clarence Branch, Jon Rummels, Darin Davis, Thomas Adams)
- 41.7 Chicago Hts. (Bloom Trail), 1985
- 41.7 East St. Louis (Lincoln), 1981
- 41.7 East St. Louis (Lincoln), 1982
- 41.7 East St. Louis (Lincoln), 1984
- 41.7 Waukegan (East), 1980
- 41.7 Decatur (MacArthur), 1986
- 41.78 North Chicago, 1986
- 41.8 Blue Island (Eisenhower), 1981
- 41.8 Chicago Hts. (Bloom Trail), 1983
- 41.8 Cairo, 1983

800 Meter Relay

- 1:26.50 Blue Island (Eisenhower), 1986
- 1:26.6 East St. Louis (Sr.), 1984
(James Martin, Jerome Carter, Brian Sanders, Terrance Macon)
- 1:26.70 Zion-Benton, 1985
- 1:26.7 Danville (H.S.), 1984
- 1:26.8 Chicago Hts. (Bloom Trail), 1985
- 1:27.0 Danville (H.S.), 1984
- 1:27.0 East St. Louis (Lincoln), 1983
- 1:27.06 North Chicago, 1986
- 1:27.07 Chicago Hts. (Bloom Trail), 1985
- 1:27.1 Blue Island (Eisenhower), 1981
- 1:27.1 Chicago (Dunbar), 1982
- 1:27.1 Danville (H.S.), 1983
- 1:27.1 Rock Island (H.S.), 1984
- 1:27.1 Decatur (MacArthur), 1986

1,600 Meter Relay

- 3:14.2 Harvey (Thornton), 1985
(Napoleon Fisher, Joseph Plutz, Randy Jones, Harlan South)
- 3:15.4 Chicago Hts. (Bloom Trail), 1983
- 3:15.4 East St. Louis (Lincoln), 1984
- 3:15.5 Maywood (Proviso East), 1980
- 3:15.66 Harvey (Thornton), 1985
- 3:15.8 East St. Louis (Lincoln), 1983
- 3:15.9 Kankakee (Eastridge), 1980
- 3:15.9 South Holland (Thornwood), 1980
- 3:16.1 East St. Louis (Lincoln), 1982
- 3:17.02 Peoria (H.S.), 1985
- 3:17.16 Springfield (Southeast), 1985

3,200 Meter Relay

- 7:34.8 Elmhurst (York), 1985
(Bob Berger, Scott Brooks, Chris Novak, Paul Taira)
- 7:41.7 Rockford (East), 1984
- 7:41.8 East St. Louis (Lincoln), 1982
- 7:42.0 Belvidere, 1986
- 7:42.2 East St. Louis (Lincoln), 1984
- 7:42.23 Elmhurst (York), 1985
- 7:42.40 Flossmoor (Homewood-F.), 1986
- 7:42.8 Naperville (North), 1980
- 7:43.22 East St. Louis (Lincoln), 1986
- 7:43.3 East St. Louis (Sr.), 1984

Long Jump

- 25-6½ Andre Love, Westchester (St. Joseph), 1985
- 25-3¾ Andre Love, Westchester (St. Joseph), 1985
- 25-1¾ Lester Scott, Alton (Sr.), 1972
- 25-0 Oscar Wallace, Alton (Sr.), 1969
- 24-9¾ Mike Conley, Chicago (Luther South), 1981
- 24-8 Roy Houston, Evanston (Twp.), 1966
- 24-7¾ Avery Wallace, Alton (Sr.), 1968
- 24-7 Edmondo Mojey, Danville (H.S.), 1984
- 24-6¾ Curt Anders, Moline, 1965
- 24-6½ Larry Perry, Alton (Sr.), 1975
- 24-6½ Van Cowden, Danville (H.S.), 1983

Triple Jump

- 51-10 Mike Conley, Chicago (Luther South), 1981
- 50-10 Ed Tate, Chicago Hts. (Bloom), 1976
- 50-2½ Alfred Joyner, East St. Louis (Lincoln), 1978
- 50-2¼ Alfredrick Joyner, East St. Louis (Lincoln), 1978
- 49-10½ Alvin Perryman, Danville (H.S.), 1975
- 49-7¾ Joe Tucker, Lockport (Central), 1977
- 49-7½ Alvin Campbell, Oak Park (O.P.-River Forest), 1986
- 49-7 Larry Streeter, Chicago (Phillips), 1980
- 49-6¾ David Bond, Decatur (MacArthur), 1984

High Jump

- 7-5¼ Tom Smith, Heyworth, 1985
- 7-4½ Gail Olson, Sycamore, 1978
- 7-2¼ Tyke Peacock, Urbana (H.S.), 1979
- 7-1 Louis Calloway, Flossmoor (Homewood-F.), 1982
- 7-0½ Tom Stitt, Lisle (Sr.), 1983
- 7-0 Jerry Giberson, Warrensburg (W.-Latham), 1985
- 7-0 Nat Page, Evanston (Twp.), 1975
- 7-0 Brian Whitehead, Joliet (East), 1980
- 7-0 Mike Vukovich, Park Ridge (Maine South), 1983
- 7-0 Dan Williams, Hillside (Proviso West), 1982
- 7-0 Bruce Reynolds, Naperville (North), 1986

Pole Vault

- 16-5 Tim Johnson, Chicago Hts. (Bloom), 1974
- 16-3 Dean Starkey, Des Plaines (Maine West), 1985
- 16-1¼ Bob Dandrino, Chicago Hts. (Bloom), 1980
- 16-1 Mike Murray, Sterling (H.S.), 1985
- 16-0 Mike McCrindle, Chicago Hts. (Bloom), 1976
- 16-0 Darren Pahl, Marion, 1981
- 16-0 Dean Starkey, Des Plaines (Maine West), 1985
- 15-9 Dean Starkey, Des Plaines (Maine West), 1985
- 15-8 Chad Gebhardt, Sterling (H.S.), 1986
- 15-7 Jim Sarros, Chicago Hts. (Bloom), 1977
- 15-6½ Bruce Mahlig, Schaumburg, 1977
- 15-6 Scott Spangler, DeKalb, 1982
- 15-6 Mike Michaels, Rolling Meadows (H.S.), 1985
- 15-6 Brant Schanlaber, Aurora (West), 1985
- 15-6 Dave Schaller, Northbrook (Glenbrook North), 1986

Shot Put

- 64-10¾ Rick Jordan, Wheaton (North), 1983
- 64-10 Gerald Green, Waukegan (West), 1979
- 64-4½ Mike Lehman, Oak Lawn (Community), 1978
- 64-2 Tom Stock, Belleville (West), 1970
- 63-2 Victor Johnson, East St. Louis (Lincoln), 1983
- 63-0¾ Marty Finis, Palatine (Fremd), 1979
- 63-0 Steve Brondyke, Fulton, 1979
- 62-11 Reggie Harris, Rockford (East), 1984
- 62-10¼ Herschel Benberry, Chicago Hts. (Bloom), 1967
- 62-10 Rich Girt, East Moline (United), 1972

Discus

- 198-4 Gary Kostrabula, Chicago (Marist), 1982
- 193-3 Pat McCulla, Quincy, 1977
- 190-6 Dave Eichelberger, Champaign (Central), 1977
- 189-6 Jim Lail, Dolton (Thorndridge), 1981
- 188-1 David Rodley, DuQuoin, 1986
- 187-10 Jim Lenzini, Libertyville, 1977
- 187-0 Ed Opich, Granite City (North), 1975
- 186-8 Paul Andrews, Champaign (Central), 1970
- 186-3 Lance Stewart, Tinley Park (H.S.), 1986
- 185-11 Gary Carlson, Rock Island (H.S.), 1963

IHS TRACK

Recapping Class A Boys Scoring Leaders

1975 @ Charleston (EIU)

1. Maple Park (Kaneland) 34
2. Granville (Putnam County) . . . 18
3. Hoopeston-East Lynn 18
4. Prophetstown 10
5. Gilman 10
6. Carthage (Hancock Central) . . . 9
7. Mahomet-Seymour 9
8. Mt. Sterling (Brown County) . . . 8
9. Flanagan 8
10. Stillman Valley 8
11. Clifton (Central) 8
12. Watseka 8

1976 @ Charleston (EIU)

1. Granville (Putnam County) . . . 23
2. Maple Park (Kaneland) 22
3. Farmington (East) 17
4. Lebanon 14
5. Peru (St. Bede) 14
6. Momence 14
7. Gilman 12
8. Paxton 11
9. Melrose Park (Walther Lutheran) 10
10. Polo 10

1977 @ Charleston (EIU)

1. Maple Park (Kaneland) 57
2. Lebanon 30
3. Minooka 26
4. Peru (St. Bede) 24
5. Chicago (Luther South) 22
6. Melrose Park (Walther Lutheran) 22
7. Tolono (Unity) 20
8. Robinson 20
9. Chester 17
10. Sparta 16 1/2

1978 @ Charleston (EIU)

1. Robinson 35
2. Madison 32
3. St. Anne 31
4. Gibson City 28
5. Casey 25
6. Rushville 24
7. Riverton 18
8. Peru (St. Bede) 18
9. Spring Valley (Hall) 18
10. Highland (St. Paul) 16

1979 @ Charleston (EIU)

1. Chicago (Luther South) 42
2. Gibson City 34
3. Rochester 29
4. Madison 27
5. Aurora (Central Catholic) 22.5
6. Elmhurst (Timothy Christian) 21
7. Melrose Park (Walther Lutheran) 19
8. Arcola 18.5
9. Fulton 18
10. Erie 16
11. Washburn (Lowpoint-W.) 16
12. Prophetstown 16

1980 @ Charleston (EIU)

1. Chicago (Luther South) 32
2. Metropolis 28
3. Mahomet-Seymour 25
4. Freeburg 22
5. Gibson City 21
6. Paxton 20
7. Melrose Park (Walther Lutheran) 20
8. Hoopeston-East Lynn 19
9. Elmwood 18
10. Prophetstown 17
11. Forreston 17

1981 @ Charleston (EIU)

1. Chicago (Leo) 46
2. Chicago (Luther South) 40
3. Princeton 38
4. Sidell (Jamaica) 24
5. St. Anne 24
6. Rochester 21
7. Buffalo (Tri-City) 20
8. Freeburg 20
9. Melrose Park (Walther Lutheran) 20
10. Mahomet (M.-Seymour) 17

1982 @ Charleston (EIU)

1. St. Anne 52
2. Rochester 28
3. Lisle (Sr.) 25
4. West Frankfort (Frankfort) 25
5. Cornell 20
6. Buffalo (Tri-City) 20
7. Chicago (Providence-St. Mel) 20
8. Tiskilwa 18
9. Glasford (Illini Bluffs) 18
10. Paxton 17
11. Benton 17

1983 @ Charleston (EIU)

1. Cairo 45
2. St. Anne 40
3. Chicago (Leo) 34
4. Melrose Park (Walther Lutheran) 29
5. Christopher 23
6. McLeansboro 20
7. Riverton 20
8. Cornell 20
9. Tuscola 19
10. Fulton 18

1984 @ Charleston (EIU)

1. Melrose Park (Walther Lutheran) 52
2. Cairo 42
3. Farmington (F. East) 28
4. Peoria (Bergan) 25
5. Elgin (St. Edward) 24
6. Sullivan 24
7. St. Anne 22
8. Amboy 21
9. Riverton 20
10. Chicago (Providence-St. Mel) 20
11. Chicago (Latin) 20

1985 @ Charleston (EIU)

1. Cairo 54
2. Savanna 25
3. St. Anne 19
4. Byron 19
5. Farmer City (F.C.-Mansfield) 18
6. Pontiac 18
7. Princeton 17
8. Melrose Park (Walther Luth.) 17
9. Yorkville 16
10. Beecher 16
11. Carlinville 16

1986 @ Charleston (EIU)

1. Chicago (Luther South) 48
2. Sullivan 27
3. Geneva 27
4. Yorkville 27
5. St. Joseph (S.J.-Ogden) 26
6. DuQuoin 23
7. Newton 22
8. St. Anne 22
9. Rushville 19
10. Riverton 18

Recapping Class AA Boys Scoring Leaders

1975 @ Charleston (EIU)

1. East St. Louis (Sr.) 29
2. Chicago (Phillips) 19
3. Rockford (East) 19
4. Maywood (Proviso East) 14
5. Alton (Sr.) 12
6. Joliet (East) 11
7. Oak Lawn (Comm.) 11
8. Evanston 10
9. Elmhurst (York) 9
10. Hillside (Proviso West) 8

1976 @ Charleston (EIU)

1. East St. Louis (Sr.) 30
2. Chicago Hts. (Bloom) 26
3. Maywood (Proviso East) 14
4. Harvey (Thornton) 12
5. Rockford (East) 10
6. LaGrange (Lyons) 10
7. Orland Park (Sandburg) 10
8. Chicago (King) 10
9. Joliet (East) 9
10. Chicago (Harlan) 7

1977 @ Charleston (EIU)

1. East St. Louis (Sr.) 46
2. Chicago Hts. (Bloom) 46
3. Orland Park (Sandburg) 28
4. Chicago (King) 24
5. North Chicago 23
6. Des Plaines (Maine West) 19
7. Springfield (Southeast) 15
8. Chicago (Mendel Catholic) 15
9. Lockport (Central) 14
10. Libertyville 12
11. East St. Louis (Lincoln) 12
12. Peoria (H.S.) 12
13. Champaign (Central) 12

1978 @ Charleston (EIU)

1. East St. Louis (Sr.) 37
2. Deerfield 24
3. Chicago (Brother Rice) 24
4. Evanston (Twp.) 23
5. Dolton (Thorndridge) 22
6. Orland Park (Sandburg) 22
7. Chicago (Calumet) 21
8. Harvey (Thornton) 20
9. Chicago (Farragut) 19
10. Danville (H.S.) 18
11. Maywood (Proviso East) 18

1979 @ Charleston (EIU)

1. Evanston (Twp.) 51
2. East St. Louis (Sr.) 44.5
3. Chicago (Phillips) 37
4. Palatine (Fremd) 29
5. Moline 27
6. Aurora (West) 23
7. Deerfield 21
8. Naperville (North) 20
9. Kankakee (Westview) 20
10. Chicago (Tilden) 17

1980 @ Charleston (EIU)

1. Waukegan (East) 40
2. Maywood (Proviso East) 40
3. Dolton (Thorndridge) 32
4. Chicago (Phillips) 28
5. North Chicago 26
6. Chicago Hts. (Bloom) 22
7. Chicago (St. Ignatius) 22
8. Chicago (Lindblom) 21
9. Naperville (North) 20
10. Danville (H.S.) 19

1981 @ Charleston (EIU)

1. East St. Louis (Lincoln) 67
2. Blue Island (Eisenhower) 38
3. Chicago (Phillips) 24
4. Chicago Hts. (Bloom) 20
5. Dolton (Thorndridge) 20
6. Hillside (Proviso West) 20
7. Mattoon 19
8. Maywood (Proviso East) 18
9. North Chicago 17
10. Tinley Park (H.S.) 17

1982 @ Charleston (EIU)

1. East St. Louis (Lincoln) 77
2. Chicago (Dunbar) 36
3. North Chicago 30
4. Chicago (Mendel) 27
5. Elmhurst (York) 23
6. Chicago (Marist) 20
7. Chicago (Hales Franciscan) 20
8. Waukegan (East) 19
9. Lockport 18
10. Maywood (Proviso East) 18

1983 @ Charleston (EIU)

1. East St. Louis (Lincoln) 49
2. Chicago Hts. (Bloom Trail) 46
3. Waukegan (East) 30
4. Chicago (Kenwood) 29
5. Danville (H.S.) 28
6. Wheaton (North) 21
7. Chicago (Tilden) 21
8. Oak Park (O.P.-River Forest) 19
9. Arlington Hts. (St. Viator) 16
10. Downers Grove (South) 15

1984 @ Charleston (EIU)

1. East St. Louis (Lincoln) 49
2. Rock Island (H.S.) 45
3. Danville (H.S.) 38
4. Maywood (Proviso East) 36
5. East St. Louis (Sr.) 28
6. Decatur (MacArthur) 24
7. Rockford (East) 23
8. Pekin 18
9. South Holland (Thorndwood) 18
10. Aurora (East) 16

1985 @ Charleston (EIU)

1. East St. Louis (Sr.) 40
2. Elmhurst (York) 39
3. Chicago Hts. (Bloom Trail) 36
4. Harvey (Thornton) 29
5. Chicago (Mt. Carmel) 26
6. Zion (Z.-Benton) 25
7. Rock Island (H.S.) 24
8. Peoria (H.S.) 20
9. Danville (H.S.) 18
10. Oak Park (O.P.-River Forest) 18

1986 @ Charleston (EIU)

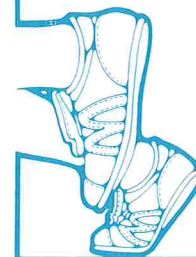
1. North Chicago 39
2. Decatur (MacArthur) 38
3. Chicago Hts. (Bloom) 36
4. Blue Island (Eisenhower) 32
5. East St. Louis (Sr.) 32
6. Chicago (Kenwood) 31
7. Chicago (Mendel) 27
8. Naperville (North) 26
9. Glen Ellyn (Glenbard West) 21
10. Tinley Park (H.S.) 21
11. Morton 21
12. Oak Park (O.P.-River Forest) 21

Boys State Track Meet Team Data Team Champions

(Excludes 1987)

Year	Champion	Coach	Points	Year	Champion	Coach	Points
1893	Peoria		42	1957	Chicago Hts. (Bloom)	Ralph Steben	39 ¹ / ₅
1894	Urbana		22	1958	Chicago Hts. (Bloom)	Ralph Steben	34 ¹ / ₂
1895	Chicago (Englewood)		26	1959	Chicago Hts. (Bloom)	Ralph Steben	29
1896	Rockford		23	1960	Moline	Gene Shipley	21 ¹ / ₇
1897	Chicago (Englewood)		22	1961	LaGrange (Lyons)	Max Armer	14 TIE
1898	Aurora (East)	George Stuart	36		Rock Island (Sr.)	Hod Lundeen	
1899	Biggsville	J.A. Strang	23	1962	Chicago (Phillips)	Carl Bonner	29
1900	Biggsville	Honey Stuart	33	1963	Alton (Sr.)	James Wigger	23
1901	Chicago (Englewood)		20	1964	Alton (Sr.)	James Wigger	19
1902	Chicago (South Division)		31	1965	Evanston	Bob Trevarthen	25
1903	Chicago (Hyde Park)		24	1966	Evanston	Bob Trevarthen	30
1904	Pontiac		20	1967	Chicago (Harlan)	Gerald Richard	23
1905	Chicago (Englewood)		16	1968	Hillside (Proviso West)	Don Kohlmann	20 ¹ / ₂
1906	Chicago (Wendell Phillips)	Oliver Reilly	12 TIE	1969	Alton (Sr.)	James Wigger	26
	Aurora (West)	Holland		1970	Evanston	Ron Helberg	21
1907	Oak Park	Lewis Omer	18	1971	Evanston	Ron Helberg	24
1908	Oak Park	Lewis Omer	30	1972	Evanston	Ron Helberg	28
1909	Chicago (University)	John Monilaw	21	1973	East St. Louis (Lincoln)	George Holliday	16 TIE
1910	Chicago (University)	John Monilaw	26		LaGrange (Lyons)	Max Armer	
1911	Chicago (University)	John Monilaw	23	1974	Chicago (Lane Tech)	William Lewis	27 TIE
1912	Chicago (Lane Tech)	Willard	18		Evanston	Ron Helberg	
1913	Oak Park	Robert Zupke	34	1975A	Maple Park (Kaneland)	Bruce Peterson	34
1914	Class A—Chicago (Univ.)	John Monilaw	42 ¹ / ₂	1975AA	East St. Louis (Sr.)	Jimmy Lewis	29
	Class B—LaGrange	B.E. Gordon	28 ¹ / ₂	1976A	Granville (Putnam Co.)	Jim Davis	23
1915	Class A—Oak Park	Glen Thistlewaite	32	1976AA	East St. Louis (Sr.)	Jimmy Lewis	30
	Class B—LaGrange	B.E. Gordon	30	1977A	Maple Park (Kaneland)	Bruce Peterson	54
1916	Class A—Joliet	Charles W. Jones	30	1977AA	East St. Louis (Sr.)	Jimmy Lewis	46 TIE
	Class B—Harrisburg	Herbert C. Hopkins	20		Chicago Hts. (Bloom)	Lonnell Poole	
	Class C—Evanston (Acad.)	Lewis Omer	48	1978A	Robinson	Tony Cork	35
1917	No Meet			1978AA	East St. Louis (Sr.)	Jimmy Lewis	37
1918	No Meet			1979A	Chicago (Luther South)	Norm Meier	42
1919	Class A—Oak Park	Glen Thistlewaite	48	1979AA	Evanston (Twp.)	Willie May	51
	Class B—Chicago (Univ.)	John Monilaw	19	1980A	Chicago (Luther South)	Norm Meier	32
1920	Class A—Oak Park	Glen Thistlewaite	41 ¹ / ₂	1980AA	Maywood (Proviso East)	Chuck Farinella	40 TIE
	Class B—Marion	E.H. Schreiber	15 ¹ / ₂		Waukegan (East)	Marvin Arrington	40
1921	Class A—Champaign		38	1981A	Chicago (Leo)	John O'Keefe	46
	Class B—Forrest	C.C. Merrill	19	1981AA	East St. Louis (Lincoln)	Arthur Marshall	67
1922	Class A—Evanston	A.P. Bradley	35	1982A	St. Anne	Mike Rebello	52
	Class B—Forrest	C.C. Merrill	19 ¹ / ₂	1982AA	East St. Louis (Lincoln)	Arthur Marshall	77
1923	Class A—Oak Park	Frank Winters	25 ² / ₃₅	1983A	Cairo	Jim West	45
		L.L. Tichtin		1983AA	East St. Louis (Lincoln)	Arthur Marshall	49
	Class B—White Hall	Clarence Whiteside	20 ¹ / ₅	1984A	Melrose Park (Walther Lutheran)	Stan Reddel	52
1924	Class A—Oak Park	Frank Winters	46	1984AA	East St. Louis (Lincoln)	Arthur Marshall	49
	Class B—Girard	C.H. Cushman	20	1985A	Cairo	Jim West	54
1925	Class A—Danville	J.W. Thomas	17 TIE	1985AA	East St. Louis (Sr.)	Arthur Marshall	40
	Eldorado	Earl Bland		1986A	Chicago (Luther South)	Oscar Kieschnick	48
	Class B—Hinsdale		28	1986AA	North Chicago	Amos Jones	39
1926	Chicago (Senn)	Pat Pierce	17 ¹ / ₂				
1927	Rockford	Charles A. Beyer	19 ¹ / ₂				
1928	Chicago (Tilden)	Frank J. Hartman	22				
1929	Chicago (Hyde Park)		15 TIE				
	Chicago (Tilden)	F.J. Hartman					
1930	Oak Park	Bob Woodruff	29				
1931	Oak Park	Bob Woodruff	17				
1932	Oak Park	Bob Woodruff	32				
1933	Rockford	Charles A. Beyer	18				
1934	Winnetka (New Trier)	John Nay	19				
1935	Rockford	Charles A. Beyer	21				
1936	Elmhurst (York)	Clarence East	20				
1937	Oak Park	Bob Woodruff	18 ¹ / ₂				
1938	Oak Park	Bob Woodruff	29				
1939	Elmhurst (York)	Clarence (East)	22				
1940	Maywood (Proviso)	Otto H. Matte	16 ¹ / ₂				
1941	Des Plaines (Maine)	Sam Marzulo	20				
1942	Oak Park	Don Harshbarger	26 ² / ₃				
1943	Chicago (Phillips)	Lawrence Bingley	18				
1944	Winnetka (New Trier)	John M. Nay	41 ¹ / ₂				
1945	Oak Park	Don Harshbarger	27 ³ / ₄				
1946	Des Plaines (Maine)	Sam Marzulo	16				
1947	Oak Park	Robert C. Wright	33				
1948	LaGrange (Lyons)	Russell Deason	15				
1949	LaGrange (Lyons)	Russell Deason	26 ⁷ / ₁₀				
1950	Chicago (Phillips)	Henry Springs	19				
1951	Chicago (Phillips)	Henry Springs	24				
1952	LaGrange (Lyons)	Russell Deason	20				
1953	LaGrange (Lyons)	Russell Deason	30 ⁷ / ₁₀				
1954	LaGrange (Lyons)	Russell Deason	16				
1955	Blue Island	Ohlen Driver	18				
1956	Chicago Hts. (Bloom)	Ralph Steben	22				

BAD STARTS AND
BAD TECHNIQUE
LOSE MORE
MEETS
THAN
"BAD"
CALLS.



Illinois High
School Association