



IHSAA TRACK

94th State Final Meet



14th Year of 2-Class Series



(Photos Courtesy Tom Moran, Charleston)

1988 Boys State Final Meet

O'Brien Stadium, EIU • Charleston, Illinois • Prelims
Friday, May 27, 1988 • Official Program: \$2.00

Meet the



Board of Directors



DAVID W. TURNER
Petersburg (Porta)
Division 6
President



RICHARD E. STEPHENSON
Chicago (Dunbar)
Division 1
Vice President



THOMAS G. HOWARD
Palatine (Fremd)
Division 2
Secretary



H. FRED CURTIS
Belleville (East)
Treasurer
Appointed By Board



WILLIAM C. MITZE
Monticello
Division 5
Director




LEROY NEWTON
Carterville
Division 7
Director



EDWARD F. ROBERTS
Oak Forest
Division 3
Director



LORIN J. STEVENS
Wenona
Division 4
Director



'Welcome To Our Campus'


Eastern Illinois University extends a very special welcome to the campus for the Illinois High School Association State Track and Field Meet. We congratulate each of you on participating in the state finals, wish you well in the competition and hope you have a pleasant stay on the campus.

Eastern is pleased and proud to host this event, now in its 15th year for girls and 14th year for boys on our campus. We hope that you enjoy using the O'Brien Stadium facilities and that you establish lasting friendships during the competition.

Those of you competing this weekend are among the very best high school athletes in Illinois and the nation. Many former IHSA state champions have participated in the Olympics. All of us in Illinois are proud of how well they represented our nation's values of sportsmanship and competition. I hope they serve as a model for each of you to accomplish your personal best during this event.


You are always welcome on the Eastern campus. My best wishes to the IHSA and to you for successful state meet.

STANLEY G. RIVES
President



STANLEY RIVES
President

EIU State Final Hosts



DENNIS ATEN
Head Trainer



RON PAAP
Associate AD



JOAN SCHMIDT
Associate AD




NEIL MOORE
Boys Meet Mgr.



TOM AKERS
Asst. Meet Mgr.



JOHN CRAFT
Asst. Meet Mgr.



R.C. JOHNSON
Athletic Director



CHERYL BIRKHEAD
Girls Meet Head Trainer



ROB DOYLE
Boys Meet Head Trainer



RON YOAKUM
Asst. Sports Info. Dir.



DAVE KIDWELL
Sports Info. Dir.



PAUL LUEKEN
Promotions Dir.



RUSS WALTRIP
Equip. Mgr.

Boys Track State Final Time Schedule

Friday, May 27, 1988 (Preliminaries and Semifinals)

Class A Field Events

- 1:00 p.m. Pole Vault - Flight 1 - South Runway (Warmup 12:30 p.m.)
- 1:30 p.m. Pole Vault - Flight 2 - North Runway (Warmup 1:00 p.m.)
- 3:15 p.m. Pole Vault - Flight 3 - South Runway upon completion Flight 1 (30-minute warmup)
- 1:00 p.m. High Jump - Flight 1 - followed by Flight 2 and Flight 3 (Warmup 12:45 p.m.)
- 1:15 p.m. Shot Put - Flight 1 Northeast End Zone (Warmup 1:00 p.m.)
- 1:15 p.m. Shot Put - Flight 2 Northwest End Zone (Warmup 1:00 p.m.)
- 2:00 p.m. Shot Put - Flight 3 Northeast End Zone upon completion Flight 1 (15-minute warmup)
- 2:00 p.m. Shot Put - Flight 4 Northwest End Zone upon completion Flight 2 (15-minute warmup)
- 1:15 p.m. Long Jump - Flight 1 East Side, North Runway (Warmup 1:00 p.m.)
- 1:00 p.m. Long Jump - Flight 2 East Side, South Runway (Warmup 12:45 p.m.)
- 2:00 p.m. Long Jump - Flight 3 East Side, North Runway upon completion Flight 1 (15-minute warmup)
- 2:15 p.m. Discus - Flight 1 North Circle (Warmup 2:00 p.m.)
- 2:15 p.m. Discus - Flight 2 South Circle (Warmup 2:00 p.m.)
- 3:05 p.m. Discus - Flight 3 North Circle upon completion Flight 1 (15-minute warmup)
- 3:03 p.m. Triple Jump - Flight 1 East Side, A Runway (Warmup 2:48 p.m.)
- 2:15 p.m. Triple Jump - Flight 2 East Side, B Runway (Warmup 2:00 p.m.)
- 3:20 p.m. Triple Jump - Flight 3 East Side, A Runway (15-minute warmup)

Class A Running Events

- 1:50 p.m. 3200 Meter Relay Prelims (3 heats, qualify top 12 times to finals)
- 2:23 p.m. 400 Meter Relay Prelims (4 heats, qualify top 9 times to finals)
- 2:41 p.m. 110 Meter High Hurdles Prelims (4 heats, qualify 6 each heat to semifinals)
- 2:56 p.m. 100 Meter Dash Prelims (4 heats, qualify 6 each heat to semifinals)
- 3:08 p.m. 110 Meter High Hurdles Semifinals (3 heats, qualify 3 each heat to finals)
- 3:20 p.m. 100 Meter Dash Semifinals (3 heats, qualify 3 each heat to finals)
- 3:29 p.m. 800 Meter Run Prelims (2 heats, qualify top 12 times to finals)
- 3:39 p.m. 800 Meter Relay Prelims (4 heats, qualify top 9 times to finals)
- 3:59 p.m. 400 Meter Run Prelims (5 heats, qualify top 9 times to finals)
- 4:17 p.m. 300 Meter Low Hurdles Prelims (4 heats, qualify top 9 times to finals)
- 4:37 p.m. 200 Meter Dash Prelims (4 heats, qualify top 6 each heat to semifinals)
- 4:50 p.m. 1600 Meter Run Prelims (2 heats, qualify top 12 times to finals)
- 5:04 p.m. 200 Meter Dash Semifinals (3 heats, qualify 3 each heat to finals)
- 5:15 p.m. 1600 Meter Relay Prelims (4 heats, qualify top 9 times to finals)

Class AA Field Events

- 9:00 a.m. Pole Vault - Flight 1 - North Runway (Warmup 8:30 a.m.)
- 9:20 a.m. Pole Vault - Flight 2 - South Runway (Warmup 8:50 a.m.)
- 11:45 a.m. Pole Vault - Flight 3 - North Runway upon completion Flight 1 (30-minute warmup)
- 9:00 a.m. High Jump - Flight 1 - followed by Flight 2 and Flight 3 (Warmup 8:45 a.m.)
- 9:00 a.m. Shot Put - Flight 1 Northeast End Zone (Warmup 8:45 a.m.)
- 9:00 a.m. Shot Put - Flight 2 Northeast End Zone (Warmup 8:45 a.m.)
- 9:45 a.m. Shot Put - Flight 3 Northwest End Zone upon completion Flight 1 (15-minute warmup)
- 9:45 a.m. Shot Put - Flight 4 Northeast End Zone upon completion Flight 2 (15-minute warmup)
- 9:00 a.m. Long Jump - Flight 1 East Side, North Runway (Warmup 8:45 a.m.)
- 9:00 a.m. Long Jump - Flight 2 East Side, South Runway (Warmup 8:45 a.m.)
- 9:55 a.m. Long Jump - Flight 3 East Side, North Runway upon completion Flight 1 (15-minute warmup)
- 9:55 a.m. Long Jump - Flight 4 East Side, South Runway upon completion Flight 2 (15-minute warmup)
- 10:15 a.m. Discus - Flight 1 North Circle (Warmup 10:00 a.m.)
- 10:15 a.m. Discus - Flight 2 South Circle (Warmup 10:00 a.m.)
- 11:05 a.m. Discus - Flight 3 North Circle upon completion Flight 1 (15-minute warmup)
- 11:05 a.m. Discus - Flight 4 South Circle upon completion Flight 2 (15-minute warmup)
- 10:58 a.m. Triple Jump - Flight 1 East Side, B Runway (Warmup 10:43 a.m.)
- 10:58 a.m. Triple Jump - followed by Flight 2 B Runway and Flight 3 B Runway
- 10:58 a.m. Triple Jump - Flight 4 East Side, A Runway (Warmup 10:43 a.m.)

Class AA Running Events

- 9:00 a.m. 3200 Meter Relay Prelims (3 heats, qualify top 12 times to finals)
- 9:33 a.m. 400 Meter Relay Prelims (5 heats, qualify top 9 times to finals)
- 9:56 a.m. 110 Meter High Hurdles Prelims (5 heats, qualify 5 each heat to semifinals)
- 10:14 a.m. 100 Meter Dash Prelims (5 heats, qualify 5 each heat to semifinals)
- 10:29 a.m. 110 Meter High Hurdles Semifinals (3 heats, qualify 3 each heat to finals)
- 10:41 a.m. 100 Meter Dash Semifinals (3 heats, qualify 3 each heat to finals)
- 10:50 a.m. 800 Meter Run Prelims (3 heats, qualify top 12 times to finals)
- 11:05 a.m. 800 Meter Relay Prelims (5 heats, qualify top 9 times to finals)
- 11:30 a.m. 400 Meter Run Prelims (5 heats, qualify top 9 times to finals)
- 11:47 a.m. 300 Meter Low Hurdles Prelims (4 heats, qualify top 9 times to finals)
- 12:09 p.m. 200 Meter Dash Prelims (5 heats, qualify top 5 each heat to semifinals)
- 12:25 p.m. 1600 Meter Run Prelims (4 heats, qualify top 12 times to finals)
- 12:52 p.m. 200 Meter Dash Semifinals (3 heats, qualify 3 each heat to finals)
- 1:03 p.m. 1600 Meter Relay Prelims (5 heats, qualify top 9 times to finals)

Note: All field events will be held outdoors (weather permitting). In case of delays in events using the same facility, the following flight will begin as soon as the previous flight is completed.

Saturday, May 28, 1988

(Finals in all events)

Class A Field Events

- 11:00 a.m.—Long Jump, Pole Vault
- 11:15 a.m.—Shot Put
- 12:30 p.m.—Discus
- 1:00 p.m.—High Jump
- 1:15 p.m.—Triple Jump

Class AA Field Events

- 11:00 a.m.—Long Jump, Pole Vault
High Jump
- 11:15 a.m.—Shot Put
- 12:15 p.m.—Triple Jump
- 12:30 p.m.—Discus

Track Events

- 12:00 noon—National Anthem
- 12:15 p.m.—Class A 3200 Meter Relay
—Class AA 3200 Meter Relay
- 12:39 p.m.—Class A 400 Meter Relay
—Class AA 400 Meter Relay
- 12:58 p.m.—Class A 3200 Meter Run
—Class AA 3200 Meter Run—Heat 1
—Class AA 3200 Meter Run—Heat 2
- 1:30 p.m.—Class A 110 Meter High Hurdles
—Class AA 110 Meter High Hurdles
- 1:45 p.m.—Class A 100 Meter Dash
—Class AA 100 Meter Dash
- 1:52 p.m.—Class A 800 Meter Run
—Class AA 800 Meter Run
- 2:10 p.m.—Class A 800 Meter Relay
—Class AA 800 Meter Relay
- 2:30 p.m.—Class A 400 Meter Dash
—Class AA 400 Meter Dash
- 2:40 p.m.—Class A 300 Meter Low Hurdles
—Class AA 300 Meter Low Hurdles
- 2:55 p.m.—Class A 1600 Meter Run
—Class AA 1600 Meter Run
- 3:15 p.m.—Class A 200 Meter Dash
—Class AA 200 Meter Dash
- 3:25 p.m.—Class A 1600 Meter Relay
—Class AA 1600 Meter Relay
- 3:45 p.m.—Awards

DUNLAP
 326. Grievies, Alex (Sr.)
 327. Martin, Tony (So.)
 328. Schaefer, Phil (Jr.)
 329. Staebler, Dan (Sr.)
 330. Crane, Ed (So.)
 331. Flaig, Scott (Sr.)
 332. Boyd, Brad (Sr.)
FARMINGTON
 333. Ellberg, Mike (Jr.)
 334. Pauli, Brandon, (Jr.)
 335. Stevens, Bartt (Sr.)
 336. Ehens, Doug (Jr.)
 337. Newcumb, Brent (Jr.)
 338. Stevens, Curtt (So.)
 339. Anderson, Chad (Jr.)
 340. Deppermann, Terry (Sr.)
 341. Kelly, Jason (Jr.)
MASON CITY
 342. Rivera, Roger (Sr.)
 343. Tholen, Kevin (Jr.)
MANITO (FORMAN)
 344. Lacey, Brian (Sr.)
 345. Hasty, Wayne (Sr.)
PEORIA (BERGAN)
 346. Chong, John (Sr.)
PRINCEVILLE
 347. Wieland, Brent (So.)
 348. Gualandi, Heath (Jr.)
 349. Shane, Matt (Sr.)
 350. Hill, Jeff (Sr.)
 351. Walcott, Todd (Sr.)
 352. Chaves, Felipe (Sr.)
 353. Underwood, Howard (Sr.)
 354. Wells, Steve (Sr.)
 355. Walcott, Troy (Jr.)
TREMONT
 356. Rice, Don (So.)
WASHBURN (LOWPOINT-W.)
 357. Wadas, Waddy (So.)
 358. Kieth, Jim (Sr.)
 359. Bond, Kenric (So.)
 360. Jenkins, Scott (Sr.)
 361. Damerell, Chad (Sr.)
 362. Thomas, Rick (Sr.)
 363. Clark, Dean (Jr.)
ARCOLA
 364. Monahan, Matt (Sr.)
 365. Hopkins, Chad (Jr.)
BEMENT
 366. Walsh, Tim (Sr.)
CATLIN
 367. Ronk, Doug (Sr.)
CHRISMAN
 368. Jenness, Brent (So.)
 369. Spicer, Brian (So.)
 370. Harvey, Bill (So.)
 371. Waltz, Lee (Jr.)
 372. Mills, Andy (Jr.)
 373. Jenness, Ben (Sr.)
DANVILLE (SCHLARMAN)
 374. Richards, Mark (Jr.)
FITHIAN (OAKWOOD)
 375. Trask, Jeff (So.)
GEORGETOWN (G.-RIDGE FARM)
 376. Jenkins, Jesse (Sr.)
 377. Phillips, Jim (So.)
 378. Selby, Tom (Jr.)
 379. Smith, Drew (Sr.)
 380. Stimac, Andy (So.)
 381. Pasquale, Cory (Fr.)
 382. Stark, Jason (Jr.)
MAHOMET (M.-SEYMOUR)
 383. Johnson, Terry (Sr.)
 384. Holderer, Tim (Sr.)
 385. Smallwood, Mike (Sr.)
MONTECELLO
 386. Palmer, George (So.)
 387. Hertz, Chad (Sr.)
 388. Peterson, Justin (Sr.)
 389. Tackett, Todd (Sr.)
 390. Bowman, Jeremy (Sr.)
 391. Dempsey, Craig (Sr.)
 392. Dean, James (So.)
 393. Weddle, Heath (So.)
 394. Salmon, Roger (Sr.)
 395. Correll, Jeff (Sr.)
ST. JOSEPH (S.J.—OGDEN)
 396. Garrison, Nathan (Sr.)
 397. Bennett, Bruce (Jr.)
 398. Franklin, Jason (So.)
 399. Benso, Brett (Sr.)
 400. Johnson, Mike (So.)
 401. Garrison, Neal (Fr.)
 402. Ulbrich, Tim (Jr.)
SIDELL (JAMAICA)
 403. Talbott, Chris (Fr.)
TOLONO (UNITY)
 404. LeFavire, Georgess (Jr.)
 405. Kirby, Jason (Fr.)
 406. Briscoe, Colin (Jr.)
 407. Kaisner, Dean (Jr.)

408. Freese, Jay (So.)
 409. Warnes, Matt (Jr.)
TUSCOLA
 410. Alexander, Gary (Jr.)
 411. Kalmar, Mark (Jr.)
URBANA (UNIVERSITY)
 412. Talbot, Paul (Jr.)
WESTVILLE
 413. Towell, Brian (Sr.)
 414. Anderson, Tim (Sr.)
BURLINGTON (CENTRAL)
 415. Altman, Bill (So.)
 416. Moore, Seth (Sr.)
ELGIN (ST. EDWARD)
 417. Rodriguez, Victor (Sr.)
 418. Williamson, John (Jr.)
 419. Bullaro, Anthony (Sr.)
 420. Warwick, Chris (Jr.)
 421. Fluery, Arul (Sr.)
GENOA (G.-KINGSTON)
 422. Schaller, Lee (Jr.)
 423. Koca, Ken (Sr.)
 424. Rathmann, Andy (Sr.)
 425. Houseman, Paul (Sr.)
 426. Menges, Randy (Fr.)
HARVARD
 427. Martin, Chad (Jr.)
 428. Chisamore, Chris (Sr.)
MAPLE PARK (KANELAND)
 429. Stults, Jon (Jr.)
 430. Kaufman, Mark (Jr.)
 431. Seraphin, Bryant (So.)
 432. Probst, Jim (Jr.)
 433. Winslow, Pete (So.)
 434. Vernon, Rich (Jr.)
 435. Hannon, Jim (Sr.)
 436. Lettow, Scott (Sr.)
 437. Wallace, Dennis (So.)
 438. Rink, Greg (Fr.)
 439. Larson, Brad (Sr.)
 440. Olesen, Randy (Jr.)
 441. Grisch, John (Sr.)
MARENGO
 442. Sota, Steve (Jr.)
 443. Schossow, Karl (Sr.)
 444. Otto, Paul (Jr.)
 445. Olson, Chad (So.)
 446. Menzel, Bill (Jr.)
 447. Kirchoff, Dave (So.)
 448. Seaver, Kent (So.)
 449. Wesolek, Jim (Sr.)
ROCKFORD (CHRISTIAN LIFE)
 450. Killam, Jeff (Sr.)
 451. Seger, Brian (Sr.)
SHABBONA
 452. Brown, Rob (Jr.)
 453. Kumnick, Chris (Sr.)
 454. Lahti, Shawn (SR.)
 455. Jeske, Deke (Sr.)
 456. Davis, Jim (Sr.)
 457. Sandrock, Kevin (Sr.)
SOUTH BELOIT
 458. Sarabia, Enoch (Jr.)
STILLMAN VALLEY
 459. Britnell, Scott (Sr.)
WOODSTOCK (MARIAN)
 460. Hartlieb, Jim (Sr.)
AURORA (CENTRAL CATHOLIC)
 461. Swann, Kevin (Sr.)
 462. Jendruczek, Brad (Sr.)
DEPUE
 463. Suarez, Jim (Sr.)
GENEVA
 464. Hookham, Mitch (Jr.)
 465. Howard, Eric (Jr.)
 466. Tolle, Mike (So.)
 467. Holinka, Chawn (Sr.)
 468. Wagner, Joe (Fr.)
 469. Delaney, Dan (Sr.)
 470. Blake, John (Sr.)
 471. Haverstock, Drew (Jr.)
 472. Klein, Jim (So.)
 473. Mehren, Vic (Jr.)
 474. Thiewes, Scott (Sr.)
GRANVILLE (PUTNAM COUNTY)
 475. Koual, Jon (Sr.)
LaMOILLE
 476. Byrd, Russ (Sr.)
MENDOTA
 477. Bergland, Bill (Sr.)
 478. Bond, Marc (Jr.)
 479. McLaughlin, Tony (Jr.)
 480. Aughenbaugh, Scott (Jr.)
 481. Needs, George (Sr.)
 482. O'Sadnick, Jeff (Sr.)
 483. Andruniak, Curt (Jr.)
 484. Musgrove, Eric (Jr.)
MOOSEHEART
 485. Ready, Brian (Jr.)
OTTAWA (MARQUETTE)
 486. Pocivasek, Tom (Sr.)

PERU (ST. BEDE)
 487. Engels, Eric (Jr.)
 488. Lach, Ed (Sr.)
 489. Stevin, Lanny (Sr.)
 490. Slevin, Geoff (Jr.)
 491. Donahue, Bill (Jr.)
 492. Brown, Tom (Sr.)
 493. Kunkel, Scot (Sr.)
 494. Donahue, Bob (Jr.)
 495. Rivara, Mike (Jr.)
 496. Barnes, Ron (Sr.)
PRINCETON
 497. Harden, Glen (Jr.)
 498. Stephens, Mark (Jr.)
 499. Griswold, Mark (Fr.)
 500. Nelson, Dave (Sr.)
 501. Morse, Andy (Jr.)
 502. Schennum, Steve (Jr.)
 503. Bruyn, Doug (Sr.)
 504. Allen, Randy (Jr.)
 505. Lewis, Tim (Sr.)
 506. Martin, Craig (Sr.)
 507. Koger, Bob (So.)
 508. Layton, Al (Jr.)
SENECA
 509. Mitchell, Brad (Sr.)
 510. Aubry, Mark (Fr.)
 511. Wiebe, Mike (So.)
 512. Klopp, Bill (Jr.)
 513. Peterson, Brad (So.)
SPRING VALLEY (HALL)
 514. Bickett, Mike (Sr.)
 515. Noll, Mark (Sr.)
 516. Sobin, Joe (Sr.)
 517. McAdams, Pete (Sr.)
 518. Weltgatt, Ken (So.)
 519. Visocky, Kevin (Fr.)
 520. Baima, John (Jr.)
 521. Templeton, Greg (Sr.)
 522. Robinson, Micha (So.)
 523. Rivara, Chris (Sr.)
YORKVILLE
 524. Garcia, Tony (So.)
 525. Duffy, Matt (Jr.)
 526. Bryant, Todd (Jr.)
 527. Ward, Brett (Jr.)
 528. Jarsueski, Dave (Sr.)
 529. Jensen, Doug (Jr.)
 530. Huston, Chris (Jr.)
 531. Vaughn, Robert (Jr.)
 532. Benesh, Jared (Sr.)
 533. Zenz, Jason (Sr.)
ANNA (A.-JONESBORO)
 534. Bigler, John (Sr.)
 535. Belcher, Wade (So.)
 536. Hopper, Mike (Sr.)
 537. Stark, Jeff (So.)
 538. Ralls, Robbie (Jr.)
CAIRO
 539. Newell, Jon (Sr.)
 540. Lambert, Hobie (Sr.)
 541. Harris, Christian (So.)
 542. Woods, Arthur (Jr.)
 543. Weatherspoon, Mike (So.)
 544. Hodge, Darin (Sr.)
 545. Box, Don (Sr.)
 546. Long, Landall (So.)
 547. Graves, Lubeech (So.)
 548. Moore, Norman (Sr.)
 549. Wright, Lee (Sr.)
 550. Cook, Scott (Sr.)
 551. Harris, Leonard (Sr.)
CARMI
 552. Russell, Mitch (Sr.)
 553. Dixon, Eric (Jr.)
 554. Weaver, Trevor (Jr.)
CARTERVILLE
 555. Sizemore, Steve (Sr.)
 556. Dawson, Andy (Sr.)
 557. Crain, Matt (Jr.)
 558. Howell, Jason (Sr.)
CHRISTOPHER
 559. Wheeler, T.J. (So.)
 560. Rodgers, Brian (So.)
ELDORADO
 561. Mosby, Rusty (Jr.)
 562. Maloney, Greg (So.)
 563. Schroyer, Jimmy (So.)
 564. Via, Gary (Jr.)
 565. Fry, John (So.)
 566. Miller, Chris (Fr.)
FAIRFIELD
 567. Lewis, David (So.)
JOHNSTON CITY
 568. Barclay, Aaron (Sr.)
METROPOLIS (MASSAC CO.)
 569. Ellerbusch, Mike (Sr.)
 570. Kreuter, Hunter (Sr.)
 571. Story, Ryan (Fr.)
 572. Seitzinger, Brad (Sr.)
 573. Neal, Mark (So.)
 574. Smith, Damon (Sr.)

575. Hardy, Dontia (Sr.)
 576. Wright, Ron (Jr.)
 577. Griffith, Jimmy (So.)
 578. Legereit, Danny (Jr.)
 579. Pegram, Aden (Jr.)
MOUNDS (MERIDIAN)
 580. Jones, Charles (So.)
 581. McWilliams, Keith (So.)
 582. Johnson, Rodney (So.)
 583. Cooper, Cory (Jr.)
 584. Gardner, Eric (Sr.)
NORRIS CITY (N.C.-OMAHA-ENFIELD)
 585. Hillyard, Mike (Sr.)
WAYNE CITY
 586. Gaines, Rick (Sr.)
BREESE (MATER DEI)
 587. Detmer, Eric (Jr.)
CHESTER
 588. Henrich, Darrell (Jr.)
 589. Stallman, Scott (Sr.)
 590. Carnahan, Cole (So.)
 591. Garner, Jamey (Sr.)
 592. Stallman, David (So.)
 593. Burton, Brandon (Sr.)
 594. Evers, Todd (Sr.)
 595. Eckert, Clancey (Jr.)
COLUMBIA
 596. Stone, Ralph (Sr.)
 597. Kopp, Dan (Sr.)
DuQUOIN
 598. Knapp, Vince (Sr.)
 599. Boyett, Shane (Jr.)
FREEBURG
 600. Williams, Chris (So.)
 601. Seipp, Dan (So.)
 602. Reid, Grant (Jr.)
 603. Schuessler, Brett (Sr.)
 604. Duquette, Mike (Jr.)
 605. Humphries, Bryan (Jr.)
 606. Schutzenhoffer, Luke (Sr.)
 607. Procasky, Mark (Sr.)
GREENVILLE
 608. Scandrett, John (Sr.)
 609. Moore, Jerry (Jr.)
 610. Ephron, Aristede (Sr.)
 611. Leonard, Lee (Sr.)
 612. Ephron, Drake (So.)
 613. Ballew, Mark (Sr.)
LEBANON
 614. Missey, Matt (Jr.)
 615. Peters, Steve (Sr.)
MADISON
 616. Briggs, Jason (Sr.)
 617. Williams, Quincy (Sr.)
 618. Leonard, Jessie (Jr.)
 619. Smith, Ian (Jr.)
 620. Griggs, Kenny (Sr.)
 621. Whitehead, James (Jr.)
 622. Gates, Marvin (Sr.)
NASHVILLE
 623. Wall, John (Jr.)
 624. Knolhoff, Doug (Jr.)
 625. Gillett, Randy (Sr.)
 626. Brink, Ken (Sr.)
 627. Paszkewicz, Derek (Jr.)
 628. Barczewski, Paul (Sr.)
 629. Wiese, Patrick (Sr.)
PINCKNEYVILLE
 630. Keller, Brian (Fr.)
 631. Meyer, Andy (So.)
 632. Rushing, Troy (Jr.)
 633. Woodside, Jason (Sr.)
RED BUD
 634. Cerny, Joe (Sr.)
SESSER (S.-VALIER)
 635. Wilt, Wesley (Jr.)
SPARTA
 636. Roberts, Chris (Sr.)
 637. Stryker, Shane (Jr.)
 638. Willingham, Alan (Sr.)
TRENTON (WESCLIN)
 639. Hall, Mike (Jr.)
 640. Harris, Darius, (Sr.)
 641. Cotten, Mike (Sr.)
 642. Stone, Jim (Sr.)
 643. Rankin, Brent (So.)
WOODLAWN
 644. Dale, John (Sr.)
ADDISON (DRISCOLL)
 645. Orzech, Matt (Sr.)

 646. No. Unassigned

CHICAGO (LUTHER SOUTH)
 647. Moellering, Rich (Sr.)
 648. Fleischhacker, Shaun (Sr.)
 649. Greenholt, Kurt (So.)
CHICAGO (LUTHER SOUTH)
 650. Evans, Jack (Jr.)
CHICAGO (PROVIDENCE-ST. MEL)
 651. Jones, Antoine (Sr.)
 652. Littleton, Corey (So.)

- 653. Franklin, Lamonte (So.)
- 654. DeBose, Colin (Sr.)
- 655. Hunt, Willie (Jr.)
- 656. Mooney, Jerry (Sr.)
- 657. Kelly, Leslie (Jr.)
- 658. Jones, David (So.)

CHICAGO (ST. BENEDICT)

- 659. Gregory, Edwin (Sr.)
- 660. Bouyue, Wouah (Sr.)

ELMHURST (TIMOTHY CHRISTIAN)

- 661. Loerop, Steve (Jr.)
- 662. Brouwer, Al (Jr.)
- 663. McNamara, Kevin (Jr.)
- 664. Kiefer, Kevin (Jr.)
- 665. Greenfield, Ken (Sr.)

HARRIS, MIKE (Jr.)

EVERGREEN PARK

- 667. Tobin, Joe (Jr.)

LEMONT (H.S.)

- 668. Jacobsen, Eric (Sr.)

LISLE (SR.)

- 669. Gonzalez, Noelle (Sr.)
- 670. Wilson, Mike (Jr.)
- 671. Stephens, Raymond (Jr.)
- 672. Jones, Larry (So.)
- 673. Zearfoss, Greg (Jr.)
- 674. Herb, Chris (Jr.)

MELROSE PARK (WALTHER LUTHERAN)

- 675. Coleman, Willie (Jr.)
- 676. Hill, Brian (Sr.)
- 677. Henry, Carl (Jr.)
- 678. Baugh, Eric (Sr.)
- 679. Strong, Harry (Sr.)
- 680. Riley, Randy (Sr.)

THEDFORD, MICHAEL (Jr.)

- 682. Braun, Jeff (Sr.)
- 683. Kolzow, Joe (Sr.)

NORRIDGE (RIDGEWOOD)

- 684. Wnek, Mike (Sr.)
- 685. Slowinski, Art (Sr.)
- 686. Lorentz, Leonard (Sr.)
- 687. Hamm, Robert (Sr.)
- 688. Lombardi, Joel (So.)

PALOS HTS. (CHICAGO CHRISTIAN)

- 689. Bontekoe, Peter (Sr.)

WEST CHICAGO (WHEATON CHRISTIAN)

- 690. Williamson, Scott (Jr.)
- 691. Phinney, Brian (Sr.)

WESTMONT

- 692. Brunke, Tim (Sr.)

ABINGDON

- 693. Pringle, Dave (Jr.)

AVON

- 694. Schiffler, Dan (So.)

BUSHNELL (B.-PRAIRIE CITY)

- 695. Coates, Randy (So.)

KNOXVILLE

- 696. Lozier, Bill (Jr.)
- 697. Hillier, Craig (Sr.)
- 698. Pinckney, Mike (Sr.)
- 700. Lott, Brandon (So.)
- 701. Gulley, Tom (Jr.)
- 702. Larson, Greg (So.)
- 703. May, Lenny (Jr.)
- 704. Shragal, Jeff (Jr.)

LEWISTOWN

- 705. Aldridge, Dennis (Sr.)
- 706. Hellyer, Bill (Sr.)
- 707. Richardson, Chris (Fr.)
- 708. Koch, Eric (Jr.)
- 709. Wilson, Jody (Sr.)
- 710. Cebuhar, Jason (Jr.)
- 711. Thomson, Dan (Sr.)
- 712. Goforth, Trent (Sr.)
- 713. Johnson, Eric (Jr.)
- 714. Shumaker, Bobby (Jr.)
- 715. Foster, Mike (So.)
- 716. Harn, Daran (Jr.)
- 717. Bower, Phil (Sr.)
- 718. Mulligan, Scott (Sr.)
- 719. Pratt, Lee (Sr.)
- 720. Goforth, Scott (Jr.)

MENDON (UNITY)

- 721. Tallcott, Schwan (Jr.)

MONMOUTH (H.S.)

- 722. Thurman, Lance (Jr.)
- 723. Allbright, Spike (Sr.)
- 724. Williams, Darlwyn (Jr.)
- 725. Wheeler, Corey (So.)
- 726. Brammer, Tom (Fr.)

ROSEVILLE

- 727. Adkinsson, Chris (Sr.)

RUSHVILLE

- 728. Large, Terry (Sr.)
- 729. Koch, David (Jr.)
- 730. Briney, Melvin (Sr.)
- 731. Baker, Joe (Sr.)
- 732. Sipes, Corey (Jr.)
- 733. Trone, Tim (Jr.)

SCIOTA (NORTHWESTERN)

- 734. Kessler, Damon (Jr.)
- 735. Moore, Lewis (Jr.)
- 736. Morrell, Trent (Sr.)
- 737. Peters, Mike (Jr.)
- 738. Bryan, Eric (Sr.)
- 739. Sundberg, Bryan (Jr.)
- 740. McGath, Walt (Sr.)

WARSAW

- 741. Stuckwash, Kevin (Sr.)

ASSUMPTION

- 742. Sims, Brad (Sr.)

ATHENS

- 743. Peitz, Sigurd (Sr.)
- 744. Ratliff, Ken (Jr.)
- 745. Ratliff, Kurt (Jr.)
- 746. Preston, Richie (Sr.)

AUBURN

- 747. Hunley, Brett (Jr.)

HILLSBORO

- 748. Zimmerman, David (Jr.)
- 749. Lohman, Troy (Jr.)
- 750. Paden, Scott (Sr.)

JACKSONVILLE (ROUTT)

- 751. Atterberry, Jeff (Sr.)
- 752. Perry, Charles (Sr.)
- 753. Megginson, Phil (Sr.)

LITCHFIELD

- 754. Rinker, Matt (So.)

MORRISONVILLE

- 755. Held, Jerry (Jr.)

NEW BERLIN

- 756. McKnight, Robert (Sr.)
- 757. Pearson, Scott (Sr.)
- 758. Carr, Joel (So.)
- 759. Combs, Greg (Sr.)
- 760. Eck, Jack (Sr.)
- 761. McKinnon, Tim (So.)

PANA

- 762. Christer, Chad (Jr.)
- 763. Mason, Tom (Sr.)
- 764. Beard, Toby (Sr.)
- 765. Epley, Eric (Sr.)
- 766. Armistead, Harry (Jr.)
- 767. Merrifield, Robbie (Sr.)
- 768. Dycoco, Jun-Jun (Jr.)

PETERSBURG (PORTA)

- 769. Smith, Allen (So.)
- 770. Davis, Robbie (So.)
- 771. Kamar, Bill (Sr.)

RIVERTON

- 772. Moss, Doug (Sr.)
- 773. Colin, Tom (So.)
- 774. Cothorn, Craig (So.)

ROCHESTER

- 775. Stier, Mike (Sr.)
- 776. Julian, Dan (Fr.)
- 777. Jacobs, Jason (So.)
- 778. Morley, Mike (Jr.)
- 779. Gould, Jason (So.)
- 780. Morley, Mike (So.)
- 781. Abney, Mike (Jr.)
- 782. Scott, Brett (Jr.)
- 783. Fisher, Joe (Sr.)
- 784. Unassigned
- 785. Henrikson, Paul (Sr.)

VIRDEN

- 786. Wiseman, Larry (Sr.)

WAVERLY

- 787. Rosenberger, Shawn (So.)

BEARDSTOWN

- 788. Davidsmeyer, Paul (Sr.)
- 789. Trainer, Dustin (Fr.)
- 790. Hoenes, Cliff (Sr.)
- 791. Lamb, Corey (Sr.)
- 792. Hembrough, Shawn (Sr.)
- 793. Kelly, Jon (Sr.)

CARLINVILLE

- 794. Wilson, Steve (Jr.)
- 795. Hart, Jason (Fr.)
- 796. Behme, Chris (So.)
- 797. Yudinsky, Mike (Sr.)
- 798. Dixon, Mike (Sr.)
- 799. Cook, Mark (Sr.)
- 800. Eldred, Jeff (Sr.)
- 801. Nicholson, Steve (Sr.)
- 802. Carroll, Bill (So.)
- 803. Kessinger, Jason (So.)
- 804. Qualls, David (Jr.)

CARROLLTON

- 805. Hatch, Dan (Jr.)

GILLESPIE

- 806. Ayd, Brent (Sr.)
- 807. Grandone, Jason (So.)

MT. OLIVE

- 808. Stockstill, Brad (Sr.)
- 809. Voith, Darren (Sr.)

PAYSON (SEYMOUR)

- 810. Brown, Jed (Fr.)
- 811. Metcalf, Randy (Sr.)

PIASA (SOUTHWESTERN)

- 812. Ruble, Eric (Jr.)
- 813. Stotler, Allen (Jr.)
- 814. Luedde, Eric (Sr.)
- 815. Awbrey, Brent (Sr.)
- 816. Thompson, David (Sr.)
- 817. Welbourne, Andy (Jr.)
- 818. Luedde, David (Jr.)
- 819. Reel, Chris (So.)

STAUNTON

- 820. Gerdes, Dave (So.)

WHITE HALL (NORTH GREENE)

- 821. Henson, Mark (So.)
- 822. Patterson, Chris (Sr.)
- 823. Devino, Jason (Jr.)
- 824. Eldred, Lance (Sr.)
- 825. Monroe, Gerald (Jr.)
- 826. Pinkerton, Ritch (Sr.)
- 827. Bryant, Andy (Sr.)
- 828. Nash, Jim (So.)

IHSA Spring Sports On

Nine state championships in the IHSA lineup of spring sports will be televised on SportsVision, the Oak Park-based cable television channel, which is available to more than 1.2 million subscribers in Illinois and surrounding states.

All telecasts will be tape delayed. The championship games in girls softball (Class A and Class AA), boys baseball (Class A and Class AA) and the first-ever girls soccer tournament will be televised, along with highlights of the individual competition in boys tennis, gymnastics and track & field and girls track & field.

During the 1987-88 school year, SportsVision and the IHSA cooperated in the telecasting of 18 of the 23 state finals in which IHSA conducts state series competition.

Following is the schedule for the spring 1988 telecasts:

Date	Time	Sport	Date	Time	Sport
May 19 (Thurs.)	9:00 p.m.	Boys Gymnastics	June 11 (Sat.)	9:00 p.m.	Class AA Boys Baseball
May 29 (Sun.)	4:00 p.m.	Girls Soccer	June 12 (Sun.)	4:30 p.m.	Class AA Girls Softball
June 5 (Sun.)	4:30 p.m.	Class A Girls Softball	June 14 (Sat.)	Noon	Boys Tennis
June 7 (Tues.)	8:30 p.m.	Girls Track & Field	June 14 (Sat.)	8:30 p.m.	Boys Track & Field
June 10 (Fri.)	8:00 p.m.	Class A Boys Baseball			



Class AA Competitors Continued . . . Page 2

EAST ST. LOUIS (LINCOLN)

327. Walton, Maurice (Jr.)
328. Cross, Christopher (So.)
329. Isom, Mark (Jr.)
330. Gigger, Andre (Jr.)
331. Cistrunk, Timothy (Sr.)
332. Long, Albert (Jr.)
333. Lucas, Lonnie (Jr.)
334. Wayne, Mario (Sr.)
335. Johnson, Ramon (Jr.)
336. Washington, Marcus (Sr.)
337. Hickman, Jeffery (Jr.)
338. Sumrall, Tobias (So.)
339. Garrison, Vernon (Sr.)
340. White, William (Sr.)
341. Scroggs, Michael (Sr.)
342. Willis, Ronald (Jr.)

EAST ST. LOUIS (SR.)

343. Thomas, Fred (Sr.)
344. Jarrett, Derrick (Jr.)
345. Whitley, Lorenzo (Jr.)
346. Whitten, Lamar (Jr.)
347. Robinson, Kenny (Sr.)
348. Lampkin, Marvin (Sr.)
349. Robinson, Eddie (Sr.)
350. Martin, Dale (Jr.)
351. Johnson, Kenio (Jr.)
352. Banks, Marcus (Jr.)
353. Kerby, Anthony (So.)
354. Hawkins, Cecil (Jr.)
355. Powell, Vernon (Jr.)
356. Suggs, LaGrant (So.)
EDWARDSVILLE (H.S.)
357. Summers, William (Jr.)
358. Harris, Robert (Jr.)

GRANTIE CITY

359. Darnell, Vince (Sr.)
360. Morse, Brian (Sr.)
361. Jones, Marlon (So.)
362. Parlier, Ryan (Sr.)

CANTON

363. Bishop, Derron (Jr.)
CHATHAM (GLENWOOD)
364. Pappas, Anthony (Jr.)
JACKSONVILLE (H.S.)
365. Cook, Jason (Sr.)
366. Everett, Andy (Sr.)

MACOMB

367. Amachree, Opu (So.)
368. Conrad, Curt (So.)
369. Goehl, Dan (Jr.)
370. Dively, Jon (Sr.)
371. Moulden, Josh (So.)
372. Lewis, Carol (Fr.)

MORTON

373. Simpson, Dan (Sr.)
374. Lantman, Brian (Sr.)
375. Ritchie, Brian (Sr.)
376. Lott, David (Sr.)
PEORIA (MANUAL)
377. Glover, Marcus (Sr.)
378. Wilson, Tim (So.)
379. Raiford, Tim (Sr.)
380. Baird, Doug (Sr.)
381. Mills, James (Sr.)
382. Sturdivant, Carey (So.)
383. Crawford, Anthony (Sr.)
384. Brown, Rick (So.)
385. Gulley, Edgar (Fr.)
386. Deal, John (Sr.)
387. McDonald, DeDe (So.)
388. Morris, Tim (Fr.)
389. Robinson, Fred (Sr.)
390. Moredock, Rick (Jr.)
391. Jackson, Lawrence (Sr.)

QUINCY (SR.)

392. Neiswender, Steve (Sr.)
SPRINGFIELD (GRIFFIN)
393. Slater, Butch (Sr.)
SPRINGFIELD (H.S.)
394. Chapman, Justin (Jr.)
395. Cooper, Shane (Jr.)
396. Wallis, Jon (Sr.)
397. Cartwright, Kevin (Sr.)
398. Thompson, David (So.)
399. Pettis, Touissaint (So.)
SPRINGFIELD (LANPHER)
400. Schmidt, Todd (Jr.)
401. Ely, Lance (Jr.)
402. Kindel, Travis (So.)
403. Lamsargis, Matt (Jr.)
404. Selburg, Eric (Jr.)
405. Kramer, Olf (Jr.)
406. Rajaski, Jeff (Sr.)
407. David, Jason (Sr.)
SPRINGFIELD (SOUTHEAST)
408. Austin, John (So.)
409. Greenwood, Tim (Sr.)
410. Wallace, Chris (Jr.)
411. Stemmons, Brian (Sr.)
412. Grigsby, Fabien (Fr.)
413. Taylor, Mike (Jr.)
414. Guard, Jeff (Sr.)

415. Webb, Robert (So.)
416. Johnson, Brian (Jr.)
417. Mosby, Sean (Jr.)
418. Merrifield, Bill (Jr.)

WASHINGTON

419. Calliss, Bill (Jr.)
420. Mills, Mike (Sr.)
ADDISON (A. TRAIL)
421. Caruso, Ken (Jr.)

BATAVIA

422. Cairns, David (Sr.)
423. Peters, Eric (Sr.)
BENSENVILLE (FENTON)
424. Gottschild, Wilson (Sr.)
425. Miller, Mario (Sr.)
426. Kubicki, Robert (Jr.)
427. Sonnemann, Rob (Sr.)
428. Provenzano, Gary (Jr.)
429. Kearney, Pat (So.)

CAROL STREAM (GLENBARD NORTH)

430. Miles, Calvin (Sr.)
CARPENTERSVILLE (DUNDEE-CROWN)
431. Bartelt, Brett (Sr.)
432. Kamp, Jeff

ELGIN (LARKIN)

433. Coleman, Kevin (Sr.)
GLEN ELLYN (GLENBARD SOUTH)
434. Henning, Mark (Sr.)
435. Beebe, Mike (Sr.)
436. Bunning, Mike (Sr.)

GLEN ELLYN (GLENBARD WEST)

437. Dearlove, Paul (Jr.)
438. Adduci, Joe (Jr.)
439. Calleia, Greg (Sr.)
440. Wade, Drew (Jr.)
441. Balmer, Mike (Sr.)
442. Travers, Tim (Jr.)
443. Salyers, Keith (Jr.)
444. Johnson, Dave (Jr.)
445. Winebrenner, Jon (Jr.)
446. Romer, Graham (Sr.)
447. Lord, Jason (Sr.)
448. Lynch, Pat (So.)
449. Weliver, Adam (Jr.)
450. Vondrak, Mike (Jr.)

LOMBARD (GLENBARD EAST)

451. Breede, Dave (Jr.)
452. Donohue, Jeff (Jr.)
LOMBARD (MONTINI)
453. O'Hara, Mike (Sr.)
ROSELLE (LAKE PARK)
454. Carter, Dan (Sr.)
455. Karas, Tony (Sr.)
456. Fomby, Jamal (So.)
457. Ziolo, Mark (Sr.)
458. Olenek, Derek (Sr.)
459. Webster, Brandon (Sr.)
460. Assmann, Jason (Jr.)
461. Pankau, Jason (Sr.)
462. Schafehen, Tim (Sr.)

ST. CHARLES (H.S.)

463. Stufflebeam, Brad (Sr.)
464. Krueger, Mike (Sr.)
465. Baron, Eric (Sr.)
466. Stepien, Blake (Sr.)
467. Varusso, Pete (Jr.)
468. Feddern, Eric (Sr.)

STREAMWOOD

469. Koehler, Kevin (So.)
470. Maher, John (Jr.)
471. Koy, Mike (Sr.)
472. Rummell, Mike (Jr.)
473. Castillo, Edson (Jr.)
474. Garza, Rick (Fr.)
475. Manuel, John (Sr.)
476. Castillo, Edson (Jr.)

VILLA PARK (WILLOWBROOK)

477. Hicks, Darryl (Sr.)
478. Gozum, Jerry (So.)
479. Frese, Jon (Sr.)
480. Nyberg, Chris (Sr.)
481. Cantu, Troy (Fr.)
482. Franz, Greg (So.)
483. Egan, Chris (So.)

WEST CHICAGO (H.S.)

484. McDonald, Tom (Sr.)
485. Thomas, Steve (Sr.)
WHEATON (NORTH)
486. Thompson, Chuck (Sr.)
487. Henry, Peter (Sr.)
488. Shea, Bob (Jr.)
489. Walsh, Lonnie (Sr.)
WHEATON (ST. FRANCIS)
490. Mazzetti, Mickey (Sr.)
CICERO-BERWYN (MORTON)
491. Roll, Dan (Sr.)
492. McGuire, Joe (Sr.)
493. Marquez, Neyl (Jr.)
494. Urban, John (Sr.)
495. Winiars, Mike (So.)

DOWNERS GROVE (NORTH)

496. Laskowski, Kevin (Jr.)
497. Huber, Todd (Jr.)
498. Sievers, Mark (So.)
499. Laskowski, Tony (Sr.)
500. Koleno, Steve (Sr.)
501. Baker, Del (Jr.)
502. Williams, Billy (Sr.)
503. Lacy, Marc (Sr.)

DOWNERS GROVE (SOUTH)

504. Novak, Greg (Jr.)
505. Heilman, Jim (Sr.)
506. Tan, Joe (Sr.)
507. Tan, Jon (Sr.)
508. Fremgen, John (Jr.)
509. Wright, DuWayne (So.)
510. LeCrone, Armond (Sr.)
511. Poynton, Leo (Jr.)
512. Wright, Wes (Sr.)
513. Logan, Andrew (Jr.)
514. Jernigan, Mike (Jr.)
515. Williams, John (So.)
516. Stornello, Tony (Sr.)

ELMHURST (YORK)

517. Grant, Mike (Sr.)
518. Bieber, Randy (Jr.)
519. Rowe, Bob (Sr.)
520. Westphal, Ron (Jr.)
521. Delaney, Sean (Jr.)
522. Cosentino, Rob (Sr.)
523. Shull, Matt (Sr.)
524. Kabat, Al (So.)
525. Howarth, Bob (Sr.)
526. Cuevas, Phil (Sr.)
527. Mattis, Chuck (Jr.)
528. Pogorzelski, Ed (Jr.)

ELMWOOD PARK

529. Gianneschi, Joe (Sr.)
HILLSIDE (PROVISO WEST)
530. Similtohn, Darryl (Sr.)
531. Bates, Michael (Jr.)
532. Reid, Nate (Sr.)
533. Nolan, Johnny (Sr.)
534. Evans, Ollie (Sr.)
535. Wilkins, Maurice (Sr.)
536. Phillips, Steve (Jr.)
537. Howard, Kevin (Jr.)
538. Bullock, Brian (Sr.)

HINSDALE (CENTRAL)

539. Ottaviani, Bill (Sr.)
540. Toole, Matt (Sr.)
541. Zajicek, Jim (Jr.)
LaGRANGE (LYONS)
542. Filas, Brendon (Sr.)
543. Caldeira, Lenny (Sr.)
544. Finn, Matt (Sr.)
545. Masilun, Jeff (Jr.)
546. McManaman, Brian (Sr.)
547. Christenson, Matt (So.)
548. Morello, Jeff (Sr.)
549. Jenkins, Joe (Sr.)
MAYWOOD (PROVISO EAST)
550. Braddock, Corey (Jr.)
551. Pickett, Kelly (Jr.)
552. Curry, Antoine (Sr.)
553. Moss, Bryon (Jr.)
554. Buchanan, Ray (Jr.)
555. Catchings, Tony (Jr.)
556. McIntosh, Eric (Sr.)
557. Rone, Sammy (So.)
558. Winters, Chad (Jr.)

OAK PARK (FENWICK)

559. Sullivan, Bryan (Jr.)
OAK PARK (O.P.-RIVER FOREST)
560. Butler, Kevin (Sr.)
561. Lewis, Mike (Sr.)
562. Lueking, Joel (Sr.)
563. Butler, James (Sr.)
564. Harris, Theron (So.)
565. Gillespie, Glen (Sr.)
566. Hinnant, Mike (Sr.)
567. Scheitler, Rod (Jr.)

SUMMIT (ARGO)

568. Martin, Phil (Sr.)
569. Haynes, Fred (Sr.)
WESTCHESTER (ST. JOSEPH)
570. Benion, DeVaughn (Sr.)
AURORA (EAST)
571. Young, Tim (Sr.)

AURORA (WAUBONSIE VALLEY)

572. Gillett, Steve (Sr.)
AURORA (WEST)
573. Tye, Darrell (Sr.)
574. Scott, Derrick (Sr.)
575. Helmkens, George (Jr.)
576. Edwards, Karsten (Sr.)
577. Walls, Rickie (Sr.)
578. Stanford, Howard (Jr.)
579. Martinez, Darnell (Jr.)
580. Ream, Brian (So.)
581. Smith, Chris (Sr.)
582. Valardi, Eddie (Sr.)
583. Koehn, Dan (Jr.)

BOLINGBROOK

584. Crank, Ernest (Jr.)
JOLIET (CATHOLIC)
585. Pellegrini, Andy (Sr.)
JOLIET (CENTRAL)
586. Stuckey, Darrell (Sr.)
587. McClurkin, Justin (Sr.)
588. Tucker, Rondall (Sr.)
589. Whitehead, Corey (Sr.)
JOLIET (WEST)
590. Khalfani, Akil (Jr.)
591. Anderson, Tom (Jr.)
592. Dixon, Charles (Jr.)
593. Kelly, Steve (Sr.)
594. Waters, Rich (Jr.)
595. Moore, Stacy (Jr.)
596. Jordan, Darnell (So.)
597. Mavec, Mike (Sr.)
598. Foskett, Jon (So.)
599. McLaughlin, Scott (Sr.)
600. Marion, Tony (So.)
601. Robertson, Kevin (Jr.)
LOCKPORT (TWP.)
602. Reed, Jeff (Sr.)
603. Maciulis, Mike (Sr.)
604. Mathis, Daryl (So.)
605. Hromer, Corey (Jr.)
606. Lakomiak, Scott (So.)
607. Moten, Chris (Fr.)
608. Krause, Eric (Jr.)
MORRIS
609. Ellis, Tom (Jr.)
610. Feaney, Kevin (Sr.)
611. Evenson, Eric (So.)
612. Hickey, Ray (Sr.)
613. Craig, Jeff (Sr.)
NAPERVILLE (CENTRAL)
614. Leegard, Jon (Sr.)
615. Glass, Rodrick (Sr.)
616. Glass, Rodney (Sr.)
617. Nolan, Dan (So.)
618. Shandoni, Mike (Sr.)
619. Lambert, Dave (So.)
620. Emond, Brian (Jr.)
621. Robinson, Kenyon (So.)
622. Kuipers, Chris (Sr.)
623. Thomas, Evan (Jr.)
624. Smith, Bob (Jr.)
625. Bello, Dave (Jr.)
626. Whitehead John (Sr.)
627. Connelly, John (Fr.)
NAPERVILLE (NORTH)
628. Holder, Russell (Sr.)
629. Simpson, Rob (So.)
630. Thiel, Nick (Fr.)
631. Grevin, Erik (Jr.)
632. Atkinson, Brian (So.)
633. Smith, Bart (Sr.)
NEW LENOX (LINCOLN-WAY)
634. Klemp, Matt (Sr.)
NEW LENOX (PROVIDENCE CATHOLIC)
635. Cawi, Neal (Sr.)
OSWEGO
636. Wolf, Ben (Sr.)
637. Jacobazzi, Dan (Sr.)
638. Palmer, Jamie (Sr.)
PLAINFIELD
639. DeSutter, Matt (Sr.)
640. Cozzi, Chris (Sr.)
641. Culbert, Tyrone (Jr.)
642. Hamilton, Brian (Jr.)
ALGONQUIN (JACOBS)
643. Holquist, Kurt (Sr.)
644. Loacker, Rob (Sr.)
645. Lee, Steve (Sr.)
646. Holquist, Bryan (Sr.)
647. Parker, Chip (So.)
648. Wiltberger, Andy (Sr.)
649. Anderson, Brian (Sr.)
ARLINGTON HTS. (HERSEY)
650. Bookout, John (Sr.)
651. Allen, Don (Sr.)
652. Johnson, Steve (Jr.)
ARLINGTON HTS. (ST. VIATOR)
653. Hausser, Ed (Sr.)
654. Peterson, Dave (Sr.)
BARRINGTON
655. Frederick, Mark (Jr.)
656. Hollensteiner, Andy (Sr.)
657. Renshaw, John (Sr.)
658. Gishos, Paul (Sr.)
659. Pigott, Steve (Sr.)
660. Selvik, Eric (Sr.)
661. Naggatz, Steve (Sr.)
662. Pfamatter, Dane (Sr.)
663. Solano, Adam (Sr.)
664. Shellenback, Kurt (Sr.)
665. Faith, Greg (Jr.)
666. Henning, Mark (Sr.)
BUFFALO GROVE
667. Sheedy, Ray (Sr.)
668. Kretschmar, Scott (Sr.)

Class AA Competitors Continued . . . Page 3

CARY (C.-GROVE)
669. Keating, Jim (Jr.)
ELK GROVE VILLAGE (E.G.)
670. Alvarez, Edwin (Sr.)
HOFFMAN ESTATES (CONANT)
671. Lytle, Todd (Sr.)
672. Martin, Jamie (Jr.)
673. Adkins, Jeff (Jr.)
674. Leonard, Ken (Sr.)
675. Kern, Dave (Sr.)
676. Cross, Dave (Sr.)
HOFFMAN ESTATES (H.S.)
677. Koziol, Ken (Sr.)
678. Gorman, Ty (Sr.)
679. Meneely, Dave (Jr.)
NORMAL
680. Wang, Prosper (Sr.)
681. Ray, Brian (Sr.)
MT. PROSPECT (PROSPECT)
682. Martinez, Jeff (Sr.)
PALATINE (FREMID)
683. Poorman, George (Sr.)
684. West, Jason (Sr.)
685. Irons, Tom (Sr.)
PALATINE (H.S.)
686. Muecke, Eric (Sr.)
687. Johnson, Erik (So.)
ROLLING MEADOWS (H.S.)
688. Buono, Tony (Sr.)
SCHAUMBURG
689. Hornstrom, Rick (Jr.)
690. Peterson, Kevin (Sr.)
691. Hedenberg, Kevin (Jr.)
692. Rzeszutko, Dave (Sr.)
693. Miller, Rick (So.)
694. Lilley, Scott (So.)
695. Samborski, Darrin (Jr.)
696. Miller, Ron (So.)
WHEELING
697. O'Brien, Dean (Jr.)
698. Behenna, Mike (Sr.)
699. Conversa, Anthony (So.)
700. Schottland, Keith (Jr.)
701. Dugger, Mark (Sr.)
ANTIOCH
702. Horton, Chris (Jr.)
FOX LAKE (GRANT)
703. Wach, Joe (Jr.)
LAKE FOREST (H.S.)
704. Pasquesi, Mike (Sr.)
LAKE ZURICH
705. Milner, Martin (Sr.)
706. Burnham, Jeff (Sr.)
LIBERTYVILLE
707. Skaggs, Brian (Jr.)
708. Matras, Paul (Sr.)
709. Zarollo, Anthony (Jr.)
710. Giardina, Jon (Jr.)
711. Bank, Eric (Jr.)
712. Fendick, Shawn (Jr.)
713. Pakosta, Mike (Jr.)
714. Borrellim, Jeff (Jr.)
MUNDELEIN (CARMEL FOR BOYS)
715. Schnerrling, Wayne (Jr.)
716. Bustamonte, Rod (Jr.)
717. Wilk, Bob (Jr.)
718. Jaynes, Andy (Sr.)
719. Foster, Donnell (Sr.)
720. Konen, Ken (So.)
721. Zgonina, Jeff (Sr.)
MUNDELEIN (H.S.)
722. Sweet, Nathan (Jr.)
NORTH CHICAGO
723. Mathews, Reggie (Jr.)
724. Jones, Brian (Fr.)
725. Baldwin, Mike (Sr.)
726. Vaughn, Robert (Sr.)
727. King, Darryl (Fr.)
728. Jones, Shawn (Jr.)
729. Crittenden, Cassius (Jr.)
PRAIRIE VIEW (STEVENS)
730. Jenkins, T.R. (Sr.)
731. Oliver, Ty (Sr.)
732. Mohr, Dave (Jr.)
ROUND LAKE
733. Woods, Laphonso (Sr.)
WAUKEGAN (EAST)
734. Winston, James (Sr.)
735. Lewis, Darren (Sr.)
736. Savannah, Calvin (So.)
737. Smith, Darryl (Sr.)
738. Tate, Rodrick (Jr.)
739. Baird, Willis (So.)
740. Muttagee Otis (Sr.)
741. Carnes, Travis (Sr.)
WAUKEGAN (WEST)
742. Moss, Marlon (Sr.)
743. Hardy, Jahamal (So.)
744. Bland, Todd (Jr.)
745. McDonald, Mario (So.)
746. Reams, Ardell (Fr.)
747. Arrington, Dave (So.)
748. Brown, Dante (Jr.)

749. Jackson, Kevin (Jr.)
750. Lindsay, Patrick (Jr.)
751. Wynn, Abe (Sr.)
752. Harris, Ray (So.)
753. Bates, Charles (Jr.)
754. Myers, Vernon (Sr.)
755. Bolin, Eldridge (Sr.)
756. Seasar, Romone (Jr.)
757. Meton, Nick (Sr.)
758. David, Tharon (Jr.)
ZION (Z.-BENTON)
759. White, Dan (Jr.)
760. Muff, Mike (Sr.)
761. Smith, Brandon (So.)
762. Burnett, Pat (Sr.)
763. Iskalis, Tommy (Sr.)
764. Reames, Billy (Jr.)
765. Nicholson, Andre (Sr.)
766. Farmer, Donald (Jr.)
767. Taplin, Dru (Sr.)
768. Hunt, Desmond (Jr.)
769. Cox, Theo (Sr.)
770. Engstrom, Paul (So.)
771. Stackhouse, Michael (Jr.)
CHICAGO (GORDON TECH)
772. Noble, Jim (Sr.)
773. Battle, Steve (Jr.)
774. Dauphin, Pat (Sr.)
775. Bania, Rob (Jr.)
CHICAGO (ST. IGNATIUS)
776. Ruiz, Joe (Sr.)
777. Morgan, Jeff (Jr.)
778. Hughes, Brett (Jr.)
779. Sawyer, Mark (So.)
780. Espinosa, Chris (Sr.)
781. King, Derrick (Jr.)
782. Cunningham, Jason (Sr.)
783. Heppner, Dave (Sr.)
CHICAGO (ST. PATRICK)
784. Hyde, Brian (Sr.)
DEERFIELD
785. Seymour, Jim (Sr.)
EVANSTON (TWP.)
786. Negrin, Chris (Sr.)
787. Forrester, Nevelle (Jr.)
788. Wright, Henry (So.)
789. Murray, Derek (Sr.)
790. Alshar, Behruz (Sr.)
791. Fennell, Mark (Sr.)
792. Floyd, Willie (So.)
793. Jones, Steve (Sr.)
794. Jenkins, Marc (So.)
795. Jourdan, Yonel (Jr.)
796. Michelin, Julius (Sr.)
797. Jonson, Derrick (Jr.)
798. Perrin, James (So.)
799. Smith, Jason (Sr.)
800. Hill, Gerald (Sr.)
801. Tolbert, Dewitt (Sr.)
GLENVIEW (GLENBROOK SOUTH)
802. Melcher, Neil (Fr.)
803. Ciezadlo, Keith (Sr.)
804. Jorgensen, Neil (Sr.)
805. Ciezadlo, Kevin (Sr.)
806. Hiranuma, Ryo (Jr.)
807. Strickland, John (So.)
808. Quintas, Dean (Jr.)
809. Hemmack, Greg (Sr.)
810. Fontana, Mike (Jr.)
811. Schaffel, Rick (Jr.)
812. Champbell, Sean (Jr.)
HIGHLAND PARK
813. Schwartz, Andy (Jr.)
NILES (NOTRE DAME)
814. Loboeki, Ray (Jr.)
815. Witowski, Scott (So.)
PARK RIDGE (MAINE EAST)
816. Sorenson, Ken (Sr.)
817. Loeding, Gerald (Sr.)
PARK RIDGE (MAINE SOUTH)
818. Campbell, Richard (Jr.)
819. Dummier, Scott (Jr.)
820. Lilleberg, Todd (So.)
821. Keane, Bill (Jr.)
822. Modica, Aron (Jr.)
823. Kurten, Matt (Jr.)
SKOKIE (NILES NORTH)
824. Smith, Dwight (So.)
WILMETTE (LOYOLA)
825. Gibbons, Bill (Sr.)
826. Harrington, Ed (Sr.)
827. Dickholtz, Dan (Sr.)
828. Whittaker, Charles (Sr.)
829. Briody, Greg (Jr.)
830. Michonski, Rob (Sr.)
831. Werthman, Desmond (Jr.)
832. Zera, John (Jr.)
WINNETKA (NEW TRIER)
833. Greenhow, Phil (Sr.)
834. Andrew, Keith (Jr.)
835. Pigott, Jim (Sr.)
836. Heniz, Mike (Jr.)
837. Wessels, Dave (Sr.)

838. Duncan, Chip (Sr.)
839. Frey, Brian (Sr.)
840. Fay, Chris (Sr.)
841. Sayer, Jon (Sr.)
842. Ivaliotes, Matt (So.)
843. Walach, Mike (So.)
844. Rieff, Joel (Sr.)
CHICAGO (AUSTIN)
845. Ellis, Steve (Sr.)
846. Smith, Antonio (Sr.)
847. Collins, Kevin (Sr.)
848. Epps, Jeffery (Jr.)
849. Britton, Russell (Jr.)
850. Brown, Shun (Jr.)
851. Alboyd, Rickey (Jr.)
CHICAGO (CALUMET)
852. Hurt, Antonio (So.)
CHICAGO (CARVER)
853. Lucas, Claude (Sr.)
CHICAGO (C.-VOCATIONAL)
854. Brown, Darnel (Jr.)
855. Gross, John (So.)
856. Hart, Reginald (Jr.)
857. Blackshire, Tyrone (Jr.)
858. Rogers, Aaron (Sr.)
859. Jackson, Aaron (Fr.)
860. Riley, Antonio (Jr.)
CHICAGO (COLLINS)
861. Holmes, Antwonnie (Sr.)
CHICAGO (CORLISS)
862. Clark, Derrick (Sr.)
CHICAGO (FARRAGUT)
863. Cox, Jesse (So.)
CHICAGO (FENGER)
864. Green, Dwane (So.)
CHICAGO (HARLAN)
865. Tinsley, Anselo (Jr.)
CHICAGO (HYDE PARK)
866. Ambakisy, Somola (Jr.)
867. Jackson, Okanta (Sr.)
868. McPherson, James (Jr.)
869. Williams, Lance (Jr.)
CHICAGO (ENGLEWOOD)
870. Bonds, M. (So.)
871. Garner, Torrance (Sr.)
872. Cleveland, L. (So.)
873. Lewis, Dan (Sr.)
874. Holloway, Corey (Jr.)
875. Derrick, Hans (Sr.)
876. Derrick, Anthony (Sr.)
CHICAGO (JULIAN)
877. Brown, Corwin (Sr.)
878. Howard, Brian (Jr.)
879. Coleman, Demetrius (Jr.)
880. Burton, James (Sr.)
881. Jackson, Dale (Sr.)
882. Thynn, Eric (Jr.)
CHICAGO (KENWOOD)
883. Loomos, Theodore (Sr.)
884. Gering, Joel (Jr.)
CHICAGO (LANE)
885. Walton, Hersal (Jr.)
886. Gonzales, Victor (Jr.)
887. Crawford, Huey (Jr.)
888. Toledo, Ricardo (Jr.)
889. Clark, Thomas (Jr.)
890. Fairchild, Edward (Jr.)
891. Stewart, Dereck (Jr.)
892. Gunn, Dwight (Sr.)
893. Kopinski, Phil (Jr.)
894. Spight, Bral (Jr.)
895. Walker, Albert (Jr.)
896. Tremble, Chris (Jr.)
897. Moy, Howard (Sr.)
898. Archer, Warren (Jr.)
899. Walker, Hershal (Jr.)
900. Carter, Kyle (Jr.)
901. Spamm, Troy (Sr.)
902. Roberts, Maurice (Sr.)
903. Pierson, Anton (Sr.)
CHICAGO (LINDBLOOM)
904. Triplett, Chris (Jr.)
905. Horton, Charles (So.)
906. Frazer, Keith (Jr.)
907. Bradford, Malik (So.)
CHICAGO (SIMEON)
908. Parks, Reginald (Sr.)
909. Cooke, Samuel (So.)
910. Taylor, Maurice (Jr.)
911. Stovall, Devon (Jr.)
CHICAGO (STEINMETZ)
912. Delaine, Antone (Sr.)
CHICAGO (TILDEN)
913. Bryant, L. (Sr.)
914. Petty, Fred (Sr.)
915. Smith, J. (So.)
916. Johnson, D. (So.)
CHICAGO (WESTINGHOUSE)
917. McPhee, Dan (Sr.)

CHICAGO (YOUNG)
918. Foster, Brian (So.)
919. Spight, Donn (Fr.)
920. Williams, Bruce (So.)
921. Patterson, Jeri (Sr.)
922. Rico, Jose (Sr.)
923. Clomax, Tony (Sr.)
924. Jones, Guy (Sr.)
925. Crump, Reggie (Jr.)
926. Roebuck, Justin (Sr.)
927. Harrison, Thaddeus (Jr.)
928. Brooks, Cicero (So.)
929. Jenkins, B. (So.)
BLUE ISLAND (EISENHOWER)
930. Benson, Eric (So.)
931. Johnson, Tim (Jr.)
932. Rhyne, Ed (Jr.)
933. Manning, Delancey (Jr.)
934. Greene, Damian (Jr.)
935. Brown, Jeff (Sr.)
936. Norwood, William (Sr.)
BURBANK (REAVIS)
937. Easterhouse, Joe (Sr.)
CHICAGO (BROTHER RICE)
938. Stiglic, Chris (Sr.)
939. Markham, Dan (Sr.)
940. Guiffre, Nick (Sr.)
941. Byrne, Rich (Sr.)
942. Billish, Mike (Sr.)
943. Mills, Greg (Sr.)
944. Henderson, Michael (Sr.)
945. Mayo, Pat (Sr.)
CHICAGO (DeLaSALLE)
946. Brown, Marcus (Sr.)
CHICAGO (LEO)
947. Robinson, Eric (Jr.)
948. Miller, Malcolm (Jr.)
949. Mason, Ken (Jr.)
CHICAGO (MARIST)
950. Mitchell, Maurice (Jr.)
951. Jedraszac, Frank (Jr.)
952. Skelton, Todd (Sr.)
953. Goewey, Paul (Jr.)
954. Casaz, Vic (Fr.)
CHICAGO (MENDEL CATHOLIC)
955. White, James (Sr.)
956. Johnson, Jimmy (So.)
957. Werner, Ramel (Sr.)
958. Thorns, Robert (Sr.)
959. Kinsey, Brian (Jr.)
960. Chambers, Chris (Jr.)
961. Coleman, Ronald (Sr.)
962. Coleman, Andre (So.)
963. Thomas, Brian (Jr.)
964. Brown, Chester (Jr.)
965. Shepherd, Wendell (Fr.)
966. Byrdson, Anthony (Sr.)
967. Stevens, Bradford (Jr.)
968. Ellison, Charles (So.)
969. Johnson, Johnny (So.)
CHICAGO (QUIGLEY SOUTH)
970. McCadd, Harold (Sr.)
971. McCadd, Gerald (Sr.)
972. Brodie, Sean (Jr.)
973. Monroe, Russell (Jr.)
CHICAGO (ST. RITA)
974. Woodbury, Derrick (Sr.)
DOLTON (THORNBRIDGE)
975. Westbrook, Johnny (Sr.)
976. Henderson, Benny (Jr.)
977. Thomas, Eric (Sr.)
978. Studemiere, Art (Jr.)
979. Roque, Joe (Sr.)
HARVEY (THORNTON)
980. Hunt, Franklin (Jr.)
981. Wheatley, Mike (So.)
982. Lee, Rory (So.)
983. Spells, Joe (Jr.)
984. Brown, Lewis (So.)
985. Wesselhoff, Kurt (Sr.)
986. Roberts, Melvin (Fr.)
987. Daniels, James (So.)
988. Daniels, Milton (Sr.)
OAK LAWN (COMMUNITY)
989. Stanko, David (Sr.)
990. Sierras, John (Jr.)
SOUTH HOLLAND (THORNWOOD)
990. Brooks, Mizel (Jr.)
991. James, Darrell (Sr.)
992. Perry, Phillip (Sr.)
993. Pierce, Wilson (Sr.)
994. Gant, Anton (Sr.)
995. Reid, Winston (Jr.)
996. Page, Jamal (Sr.)
997. Daniels, Tony (Jr.)
998. Foy, Derrick (So.)
999. Madden, David (Sr.)
1000. Snyder, Dan (So.)



LONG JUMP

How To Score The Finals								
Final Place	1st	2nd	3rd	4th	5th	6th	7th	8th
Team Points	10	8	6	5	4	3	2	1

Key: National Records may be set in any meet in which four or more teams compete, and the timing follows National Federation rules. IHSA Records are the state records and may be set only at the state final meet (prelims or finals). Class A Records are for the small schools only and set only at the state final. Class AA Records are for the large schools only and set only at the state final. FAT = fully automatic timing. MT = manual timing. All-time State of Illinois Bests may be set at any time by a student in any competition from the date the student begins high school until July 1 of the summer following the student's senior year.

Long Jump Records

NAT'L—25-9½ by Gerald Hardeman, Fresno (Edison), CA, 1972.
IHSA—24-6¼ by Oscar Wallace, Alton (Sr.), 1969.
Class A—23-3¼ by Steve Safranski, Granville (Putnam County), 1976.
Class AA—24-4¼ by Larry Perry, Alton (Sr.), 1974.

Event Data

	Class A	Class AA
Total Qualifiers	33	49
Total Regular Qualifiers	32	32
Total Extra Qualifiers	1	16

Class A Sectional Bests

22-11½	Jessie Leonard (Jr.) Madison
22-6¼	Aaron Massey (Sr.) Taylor Ridge (Rockridge)
22-6	Dennis Miller (Sr.) Watsoka
22-5	Matt Missey (Jr.) Lebanon
22-4½	Deke Jeske (Sr.) Shabbona
22-2	Duwarn Porter (Jr.) St. Anne
21-11¾	Kevin Stuckwash (Sr.) Warsaw
21-11	Darin Hodge (Sr.) Cairo
21-10	Chad Hopkins (Jr.) Arcola
21-7¾	Doug Detmers (Sr.) Hartsburg (H.-Emden)
21-7¼	Brian Seger (Sr.) Rockford (Christian Life)
21-6½	Mark Meyer (Jr.) Rock Island (Alleman)
21-6½	Chris Roberts (Sr.) Sparta
21-4½	Matt Crain (Jr.) Carterville
21-3	Dave Pringle (Jr.) Abingdon
21-1½	Mark Richards (Jr.) Danville (Schlarman)
21-¾	Jerome Berger (Sr.) Warrensburg (W.-Latham)
20-10½	Mike Wnek (Sr.) Norridge (Ridgewood)
20-7¼	Leslie Kelly (Jr.) Chicago (Providence-St. Mel)
20-7	Kevin Tholen (Jr.) Mason City

Class AA Sectional Bests

23-7	Eric Thomas (Sr.) Dolton (Thorndridge)
23-1¾	Johnny Nolan (Sr.) Hillside (Proviso West)
23-1¾	Tharon David (Jr.) Waukegan (West)
23-½	Jeff Craig (Sr.) Morris
23-0	Myron Hickman (So.) Alton (Sr.)
22-11	John Bookout (Sr.) Arlington Hts. (Hersey)
22-10½	Derrick Scott (Sr.) Aurora (West)
22-10	Mike Hall (Jr.) Belleville (West)
22-8	Dwayne Murphy (Sr.) Chicago Hts. (Bloom)
22-8	Tim Young (Sr.) Aurora (East)
22-7¾	Alshun Taylor (Jr.) Peoria (H.S.)
22-7½	Derrick Foy (So.) South Holland (Thornwood)
22-7¼	Antonio Riley (Jr.) Chicago (C.-Vocational)
22-7	James Winston (Sr.) Waukegan (East)
22-7	Andy Pellegrini (Sr.) Joliet (Catholic)
22-7	Bob Smith (Jr.) Naperville (Central)
22-6¾	Ronald Coleman (Sr.) Chicago (Mendel Cath.)
21-6½	Steve Ellis (Sr.) Chicago (Austin)
22-5½	Steve Battle (Jr.) Chicago (Gordon Tech)
22-5	Derrick Clark (Sr.) Chicago (Corliss)
22-5	Scott Lakomiak (So.) Lockport (Twp.)

Boys Class A Competitors By Flight

(Boys Class A Competitors Wear Numbers on Green)

(Note: Top 9 and ties qualify for finals.)

FLIGHT NO. 1 - South Runway

Order	No.	Competitor, School	Place	Mark
1	26	Dave Gruber (Jr.) Kankakee (Bishop McNamara)	_____	_____
2	1	Charlie Williams (So.) Braidwood (Reed Custer)	_____	_____
3	283	Dan Richards (Sr.) Oblong	_____	_____
4	821	Mark Henson (So.) White Hall (North Greene)	_____	_____
5	782	Brett Scott (Jr.) Rochester	_____	_____
6	150	Kemper Westfall (Sr.) Walnut	_____	_____
7	341	Jason Kelly (Jr.) Farmington	_____	_____
8	488	Ed Lach (Sr.) Peru (St. Bede)	_____	_____
9	755	Jerry Held (Jr.) Morrisonville	_____	_____
10	801	Steve Nicholson (Sr.) Carlinville	_____	_____

FLIGHT NO. 2 - North Runway

Order	No.	Competitor, School	Place	Mark
1	124	James Russell (Sr.) Leaf River	_____	_____
2	280	Steve Simpson (Sr.) Oakland	_____	_____
3	463	Jim Suarez (Sr.) DePue	_____	_____
4	343	Kevin Tholen (Jr.) Mason City	_____	_____
5	657	Leslie Kelly (Jr.) Chicago (Providence-St. Mel)	_____	_____
6	684	Mike Wnek (Sr.) Norridge (Ridgewood)	_____	_____
7	91	Jerome Berger (Sr.) Warrensburg (W.-Latham)	_____	_____
8	374	Mark Richards (Jr.) Danville (Schlarman)	_____	_____
9	693	Dave Pringle (Jr.) Abingdon	_____	_____
10	636	Chris Roberts (Sr.) Sparta	_____	_____
11	557	Matt Crain (Jr.) Carterville	_____	_____

FLIGHT NO. 3 - South Runway

Order	No.	Competitor, School	Place	Mark	Order	No.	Competitor, School	Place	Mark
1	234	Mark Meyer (Jr.) Rock Island (Alleman)	_____	_____	7	182	Duwarn Porter (Jr.) St. Anne	_____	_____
2	451	Brian Seger (Sr.) Rockford (Christian Life)	_____	_____	8	455	Deke Jeske (Sr.) Shabbona	_____	_____
3	57	Doug Detmers (Sr.) Hartsburg (H.-Emden)	_____	_____	9	614	Matt Missey (Jr.) Lebanon	_____	_____
4	365	Chad Hopkins (Jr.) Arcola	_____	_____	10	197	Dennis Miller (Sr.) Watseka	_____	_____
5	544	Darin Hodge (Sr.) Cairo	_____	_____	11	247	Aaron Massey (Sr.) Taylor Ridge (Rockridge)	_____	_____
6	741	Kevin Stuckwash (Sr.) Warsaw	_____	_____	12	618	Jessie Leonard (Jr.) Madison	_____	_____



Boys Class AA Competitors By Flight

(Boys Class AA Competitors Wear Numbers on Red or White)

(Note: Top 9 and ties qualify for finals.)

FLIGHT NO. 1 - North Runway

FLIGHT NO. 3 - North Runway


Order	No.	Competitor, School	Place	Mark	Order	No.	Competitor, School	Place	Mark
1	82	Clint Smothers (So.) Marion (H.S.)	_____	_____	1	652	Steve Johnson (Jr.) Arlington Hts. (Hersey)	_____	_____
2	104	Rob Graeff (Jr.) Murphysboro	_____	_____	2	926	Justin Roebuck (Sr.) Chicago (Young)	_____	_____
3	799	Jason Smith (Sr.) Evanston (Twp.)	_____	_____	3	259	Chris Hodge (Sr.) Moline	_____	_____
4	19	Doug Adams (Sr.) McHenry (H.S.)	_____	_____	4	606	Scott Lakomiak (So.) Lockport (Twp.)	_____	_____
5	53	Lamar Flores (Jr.) Rockford (West)	_____	_____	5	862	Derrick Clark (Sr.) Chicago (Corliss)	_____	_____
6	195	Ty Cunningham (So.) Danville (H.S.)	_____	_____	6	773	Steve Battle (Jr.) Chicago (Gordon Tech)	_____	_____
7	228	Terry Johnson (Jr.) Urbana (H.S.)	_____	_____	7	845	Steve Ellis (Sr.) Chicago (Austin)	_____	_____
8	207	Dwight Simmons (Sr.) Decatur (MacArthur)	_____	_____	8	961	Ronald Coleman (Sr.) Chicago (Mendel Catholic)	_____	_____
9	966	Anthony Byrdsong (Sr.) Chicago (Mendel Catholic)	_____	_____	9	624	Bob Smith (Jr.) Naperville (Central)	_____	_____
10	313	Jason Christians (Sr.) Alton (Sr.)	_____	_____	10	585	Andy Pellegrini (Sr.) Joliet (Catholic)	_____	_____
11	584	Ernest Crank (Jr.) Bolingbrook	_____	_____	11	734	James Winston (Sr.) Waukegan (East)	_____	_____
12	386	John Deal (Sr.) Peoria (Manual)	_____	_____	12	860	Antonio Riley (Jr.) Chicago (C. Vocational)	_____	_____
13	554	Ray Buchanan (Jr.) Maywood (Proviso East)	_____	_____					

FLIGHT NO. 2 - South Runway

FLIGHT NO. 4 - South Runway

Order	No.	Competitor, School	Place	Mark	Order	No.	Competitor, School	Place	Mark
1	698	Mike Behenna (Sr.) Wheeling	_____	_____	1	998	Derrick Foy (So.) South Holland (Thornwood)	_____	_____
2	667	Ray Sheedy (Sr.) Buffalo Grove	_____	_____	2	276	Alshun Taylor (Jr.) Peoria (H.S.)	_____	_____
3	362	Ryan Parlier (Sr.) Bartonville (Limestone)	_____	_____	3	571	Tim Young (Sr.) Aurora (East)	_____	_____
4	974	Derrick Woodbury (Sr.) Chicago (St. Rita)	_____	_____	4	118	Dwayne Murphy (Sr.) Chicago Hts. (Bloom)	_____	_____
5	654	Dave Peterson (Sr.) Arlington Hts. (St. Viator)	_____	_____	5	319	Mike Hall (Jr.) Belleville (West)	_____	_____
6	425	Mario Miller (Sr.) Bensenville (Fenton)	_____	_____	6	574	Derrick Scott (Sr.) Aurora (West)	_____	_____
7	117	Fred Campbell (Sr.) Chicago Hts. (Bloom)	_____	_____	7	650	John Bookout (Sr.) Arlington Hts. (Hersey)	_____	_____
8	982	Rory Lee (So.) Harvey (Thornton)	_____	_____	8	305	Myron Hickman (So.) Alton (Sr.)	_____	_____
9	944	Michael Henderson (Sr.) Chicago (Brother Rice)	_____	_____	9	613	Jeff Craig (Sr.) Morris	_____	_____
10	430	Calvin Miles (Sr.) Carol Stream (Glenbard North)	_____	_____	10	758	Tharon David (Jr.) Waukegan (West)	_____	_____
11	578	Howard Stanford (Jr.) Aurora (West)	_____	_____	11	533	Johnny Nolan (Sr.) Hillside (Proviso West)	_____	_____
12	338	Tobias Sumrall (So.) East St. Louis (Lincoln)	_____	_____	12	977	Eric Thomas (Sr.) Dolton (Thornridge)	_____	_____

POLE VAULT PITS



POLE VAULT

Boys Class A Competitors By Flight

(Boys Class A Competitors Wear Numbers on Green)

(Note: Top 9 and ties qualify for finals.)

FLIGHT NO. 1 - South Runway

Order	No.	Competitor, School	Place	Mark
1	228	Mike West (Sr.) Orion	_____	_____
2	440	Randy Olesen (Jr.) Maple Park (Kaneland)	_____	_____
3	340	Terry Deppermann (Sr.) Farmington	_____	_____
4	578	Danny Legereit (Jr.) Metropolis (Massac Co.)	_____	_____
5	634	Joe Cerny (Sr.) Red Bud	_____	_____
6	607	Mark Procasky (Sr.) Freeburg	_____	_____
7	166	Chris Bisailon (Jr.) Herscher	_____	_____
8	88	Chad Alexander (Sr.) Stanford (Olympia)	_____	_____
9	731	Joe Baker (Sr.) Rushville	_____	_____
10	594	Todd Evers (Sr.) Chester	_____	_____
11	474	Scott Thiewes (Sr.) Geneva	_____	_____
12	793	Jon Kelly (Sr.) Beardstown	_____	_____
13	241	Andy Crippen (Sr.) Sherrard	_____	_____
14	162	Jamie Marek (Jr.) Clifton (Central)	_____	_____

How To Score The Finals

Final Place	1st	2nd	3rd	4th	5th	6th	7th	8th
Team Points	10	8	6	5	4	3	2	1

Key: National Records may be set in any meet in which four or more teams compete, and the timing follows National Federation rules. IHSA Records are the state records and may be set only at the state final meet (prelims or finals). Class A Records are for the small schools only and set only at the state final. Class AA Records are for the large schools only and set only at the state final. FAT = fully automatic timing. MT = manual timing. All-time State of Illinois Bests may be set at any time by a student in any competition from the date the student begins high school until July 1 of the summer following the student's senior year.

Pole Vault Records

NAT'L—17-9½ by Joe Dial, Marlow (H.S.), OK, 1981.

IHSA—16-1 by Mike Murray, Sterling (H.S.), 1985 (Finals).

Class A—14-9¼ by Jim Russell, Wheaton (St. Francis), 1982 (Finals).

Class AA—16-1 by Mike Murray, Sterling (H.S.), 1985 (Finals).

Event Data

	Class A	Class AA
Total Qualifiers	37	47
Total Regular Qualifiers	32	32
Total Extra Qualifiers	4	15

Class A Sectional Bests

15-0	Jamie Marek (Jr.) Clifton (Central)
15-0	Andy Crippen (Sr.) Sherrard
14-0	Jon Kelly (Sr.) Beardstown
13-9	Todd Evers (Sr.) Chester
13-6½	Joe Baker (Sr.) Rushville
13-6	Chad Alexander (Sr.) Stanford (Olympia)
13-6	Chris Bisailon (Jr.) Herscher
13-6	Mark Procasky (Sr.) Freeburg
13-3	Joe Cerny (Sr.) Red Bud
13-0	Danny Legereit (Jr.) Metropolis (Massac Co.)
13-0	Terry Deppermann (Sr.) Farmington
13-0	Randy Olesen (Jr.) Maple Park (Kaneland)
13-0	Aden Pegram (Jr.) Metropolis (Massac Co.)
13-0	Vic Mehren (Jr.) Geneva
13-0	Steve Sizemore (Sr.) Cartersville
13-0	Jason Zenz (Sr.) Yorkville
13-0	Vince Knapp (Sr.) DuQuoin
12-6	Jason Stark (Jr.) Georgetown (G.-Ridge Farm)
12-6	Tom Colin (So.) Pana

Class AA Sectional Bests

16-0	Greg Fenza (Sr.) Ottawa (Twp.)
15-6	Sean Funk (Sr.) Normal (Comm.)
14-7	Jeff Rajaski (Sr.) Springfield (Lanphier)
14-6	Bill Ottaviani (Sr.) Hinsdale (Central)
14-6	Tom McDonald (Sr.) West Chicago (H.S.)
14-6	Bob Black (Sr.) Charleston
14-6	Mickey Mazzetti (Sr.) Wheaton (St. Francis)
14-0	Keith Schottland (Jr.) Wheeling
14-0	Matt Benson (Sr.) Belvidere
14-0	Dan Jacobazzi (Sr.) Oswego
14-0	Ken Sorenson (Sr.) Park Ridge (Maine East)
14-0	Ed Pogorzelski (Jr.) Elmhurst (York)
14-0	Jason Cunningham (Sr.) Chicago (St. Ignatius)
14-0	Mike Sapp (Sr.) Normal (Community)
14-0	Jeff Morello (Sr.) LaGrange (Lyons)
14-0	Mike Bunning (Sr.) Glen Ellyn (Glenbard South)


FLIGHT NO. 2 - North Runway

Order	No.	Competitor, School	Place	Mark
1	712	Trent Goforth (Sr.) Lewistown	_____	_____
2	441	John Grisch (Sr.) Maple Park (Kaneland)	_____	_____
3	324	Torry Steffen (Jr.) Eureka	_____	_____
4	84	Chad Kirk (Sr.) Normal (University)	_____	_____
5	773	Tom Colin (So.) Pana	_____	_____
6	382	Jason Stark (Jr.) Georgetown (G.-Ridge Farm)	_____	_____
7	598	Vince Knapp (Sr.) DuQuoin	_____	_____
8	533	Jason Zenz (Sr.) Yorkville	_____	_____
9	555	Steve Sizemore (Sr.) Cartersville	_____	_____
10	473	Vic Mehren (Jr.) Geneva	_____	_____
11	579	Aden Pegram (Jr.) Metropolitic (Massac Co.)	_____	_____

FLIGHT NO. 3 - South Runway

Order	No.	Competitor, School	Place	Mark	Order	No.	Competitor, School	Place	Mark
1	688	Joel Lombardi (So.) Norridge (Ridgewood)	_____	_____	7	267	Ron Harris (Jr.) Casey (C.-Westfield)	_____	_____
2	14	Barrett Scheuermann (Sr.) El Paso	_____	_____	8	812	Eric Ruble (Jr.) Pittsfield	_____	_____
3	99	Matt Ward (So.) Erie	_____	_____	9	392	James Dean (So.) Monticello	_____	_____
4	13	Brian Parkhouse (Sr.) El Paso	_____	_____	10	146	Troy Hackett (Jr.) Prophetstown	_____	_____
5	780	Mike Morley (So.) Rochester	_____	_____	11	692	Tim Brunke (Sr.) Westmont	_____	_____
6	254	Greg Tharp (Jr.) Altamont	_____	_____	12	273	Tim Dow (Jr.) Neoga	_____	_____

POLE VAULT PITS



Boys Class AA Competitors By Flight

(Boys Class AA Competitors Wear Numbers on Red or White)

(Note: Top 9 and ties qualify for finals.)

FLIGHT NO. 1 - North Runway


Order	No.	Competitor, School	Place	Mark
1	436	Mike Bunning (Sr.) Glen Ellyn (Glenbard South)	_____	_____
2	548	Jeff Morello (Sr.) LaGrange (Lyons)	_____	_____
3	216	Mike Sapp (Sr.) Normal (Community)	_____	_____
4	782	Jason Cunningham (Sr.) Chicago (St. Ignatius)	_____	_____
5	528	Ed Pogorzelski (Jr.) Elmhurst (York)	_____	_____
6	816	Ken Sorenson (Sr.) Park Ridge (Maine East)	_____	_____
7	637	Dan Jacobazzi (Sr.) Oswego	_____	_____
8	3	Matt Benson (Sr.) Belvidere	_____	_____
9	700	Keith Schottland (Jr.) Wheeling	_____	_____
10	490	Mickey Mazzetti (Sr.) Wheaton (St. Francis)	_____	_____
11	193	Bob Black (Sr.) Charleston	_____	_____
12	484	Tom McDonald (Sr.) West Chicago (H.S.)	_____	_____
13	539	Bill Ottaviani (Sr.) Hinsdale (Central)	_____	_____
14	406	Jeff Rajaski (Sr.) Springfield (Lanphier)	_____	_____
15	215	Sean Funk (Sr.) Normal (Community)	_____	_____
16	266	Greg Fenza (Sr.) Ottawa (Twp.)	_____	_____

FLIGHT NO. 2 - South Runway

Order	No.	Competitor, School	Place	Mark
1	540	Matt Toole (Sr.) Hinsdale (Central)	_____	_____
2	229	Myron Bennett (Sr.) Urbana (H.S.)	_____	_____
3	813	Andy Schwartz (Jr.) Highland Park	_____	_____
4	598	Jon Foskett (So.) Joliet (West)	_____	_____
5	17	Steve Wright (Jr.) Loves Park (Harlem)	_____	_____
6	688	Tony Buono (Sr.) Rolling Meadows (H.S.)	_____	_____
7	407	Jason David (Sr.) Springfield (Lanphier)	_____	_____
8	248	Steve Duricic (Sr.) Geneseo (Darnall)	_____	_____
9	267	Brian Sly (Sr.) Ottawa (Twp.)	_____	_____
10	302	Kory Kunde (Sr.) Sterling (H.S.)	_____	_____
11	580	Brian Ream (So.) Aurora (West)	_____	_____
12	82	Clint Smothers (So.) Marion (H.S.)	_____	_____
13	10	Anthony Jarvis (Sr.) Crystal Lake (South)	_____	_____
14	673	Jeff Adkins (Jr.) Hoffman Estates (Conant)	_____	_____
15	74	Lee Wolff (Jr.) Centralia	_____	_____
16	168	Josh Wheatley (Sr.) Olympia Fields (Rich Central)	_____	_____

FLIGHT NO. 3 - North Runway

Order	No.	Competitor, School	Place	Mark	Order	No.	Competitor, School	Place	Mark
1	900	Kyle Carter (Jr.) Chicago (Lane)	_____	_____	9	316	Shanard Barker (Sr.) Belleville (East)	_____	_____
2	702	Chris Horton (Jr.) Antioch	_____	_____	10	529	Joe Gianneschi (Sr.) Elmwood Park	_____	_____
3	883	Theodore Loomos (Sr.) Chicago (Kenwood)	_____	_____	11	811	Rick Schaffel (Jr.) Glenview (Glenbrook South)	_____	_____
4	945	Pat Mayo (Sr.) Chicago (Brother Rice)	_____	_____	12	303	Junior Setello (Jr.) Sterling (H.S.)	_____	_____
5	767	Dru Taplin (Sr.) Zion (Z.-Benton)	_____	_____	13	566	Mike Hinnant (Sr.) Oak Park (O.P.-River Forest)	_____	_____
6	317	Leon Nelson (So.) Belleville (East)	_____	_____	14	810	Mike Fontana (Jr.) Glenview (Glenbrook South)	_____	_____
7	999	David Madden (Sr.) South Holland (Thornwood)	_____	_____	15	599	Scott McLaughlin (Sr.) Joliet (West)	_____	_____
8	119	Clarke Anderson (Jr.) Chicago Heights (Bloom)	_____	_____					



HIGH JUMP

How To Score The Finals							
Final Place	1st	2nd	3rd	4th	5th	6th	7th 8th
Team Points	10	8	6	5	4	3	2 1

Key: National Records may be set in any meet in which four or more teams compete, and the timing follows National Federation rules. IHSA Records are the state records and may be set only at the state final meet (prelims or finals). Class A Records are for the small schools only and set only at the state final. Class AA Records are for the large schools only and set only at the state final. FAT = fully automatic timing. MT = manual timing. All-time State of Illinois Bests may be set at any time by a student in any competition from the date the student begins high school until July 1 of the summer following the student's senior year.

High Jump Records

NAT'L—7-5¼ by Tom Smith, Heyworth, 1985.
 7-5¼ by Dothel Edwards, Athens (Cedar Shoals), GA, 1984.
IHSA—7-3½ by Tom Smith, Heyworth, 1985 (Finals).
Class A—7-3½ by Tom Smith, Heyworth, 1985 (Finals).
Class AA—7-3¼ by Gail Olson, Sycamore, 1977.

Event Data

	Class A	Class AA
Total Qualifiers	34	45
Total Regular Qualifiers	32	32
Total Extra Qualifiers	1	8

Class A Sectional Bests

- 6-10 Brian Lacey (Sr.) Manito (Forman)
- 6-10 Brad Jendruczek (Sr.) Aurora (Cent. Cath.)
- 6-10 Clint Hymes (Sr.) Neoga
- 6-8½ Heath Weddle (So.) Monticello
- 6-5½ Greg Scott (Sr.) Stanford (Olympia)
- 6-5½ Eric Johnson (Jr.) Lewistown
- 6-4½ Kevin Clements (Sr.) El Paso
- 6-4½ Wesley Wilt (Jr.) Sesser (S.-Valier)
- 6-4½ Mike Kotarba (Sr.) Normal (University)
- 6-4½ Randy Coates (So.) Bushnell (B.-Prairie City)
- 6-4½ Brett Benso (Sr.) St. Joseph (S.J.-Ogden)
- 6-4½ Randy Allen (Sr.) Princeton
- 6-4½ Donnie Clark (Sr.) Farmer City (Blue Ridge)
- 6-4 Corey Turner (Sr.) Cullom (Tri-Point)
- 6-4 Eric Luedde (Sr.) Pittsfield
- 6-4 Dan Julian (Fr.) Riverton
- 6-3 Jason Howell (Sr.) Carterville
- 6-3 Kurt Greenholt (So.) Chicago (Luther North)
- 6-3 Eric Cardner (Sr.) Mounds (Meridian)
- 6-3 Jeff Braun (Sr.) Melrose Park (Walter Luth.)

Class AA Sectional Bests

- 7-0 Jason James (So.) Mt. Vernon
- 6-10 Brian Ray (Sr.) Hoffman Estates (H.S.)
- 6-8 Mike Williams (Jr.) Flossmoor (Homewood-F.)
- 6-8 Kevin Howard (Jr.) Hillside (Proviso West)
- 6-7 ReChard Collins (Sr.) Rantoul
- 6-7 Troy Spamm (Sr.) Chicago (Lane)
- 6-7 Tim McGee (Jr.) Freeport (H.S.)
- 6-7 Jeff Craig (Sr.) Morris
- 6-7 Steve Winters (Jr.) Peoria (H.S.)
- 6-7 Joe Wach (Jr.) Fox Lake (Grant)
- 6-7 Maurice Roberts (Sr.) Chicago (Lane)
- 6-7 John Urban (Sr.) Cicero-Berwyn (Morton)
- 6-7 Darrin Plab (Jr.) Mascoutah
- 6-7 Tony Marion (So.) Joliet (West)
- 6-7 Chris Smith (Sr.) Aurora (West)

Boys Class A Competitors By Flight

(Boys Class A Competitors Wear Numbers on Green)

(Note: Top 9 and ties qualify for finals.)

FLIGHT NO. 1


Order	No.	Competitor, School	Place	Mark
1	56	Donnie Clark (Sr.) Farmer City (Blue Ridge)	_____	_____
2	504	Randy Allen (Sr.) Princeton	_____	_____
3	399	Brett Benso (Sr.) St. Joseph (S.J.-Ogden)	_____	_____
4	695	Randy Coates (So.) Bushnell (B.-Prairie City)	_____	_____
5	78	Mike Kotarba (Sr.) Normal (University)	_____	_____
6	635	Wesley Wilt (Jr.) Sesser (S.-Valier)	_____	_____
7	15	Kevin Clements (Sr.) El Paso	_____	_____
8	713	Eric Johnson (Jr.) Lewistown	_____	_____
9	89	Greg Scott (Sr.) Stanford (Olympia)	_____	_____
10	393	Heath Weddle (So.) Monticello	_____	_____
11	274	Clint Hymes (Sr.) Neoga	_____	_____
12	462	Brad Jendruczek (Sr.) Aurora (Central Catholic)	_____	_____
13	344	Brian Lacey (Sr.) Manito (Forman)	_____	_____

FLIGHT NO. 2

Order	No.	Competitor, School	Place	Mark
1	127	Jon Julius (Sr.) Lena (L.-Winslow)	_____	_____
2	355	Troy Walcott (Jr.) Princeville	_____	_____
3	219	Darren McDonough (Jr.) Cambridge	_____	_____
4	231	Derek Watts (Jr.) Rock Island (Alleman)	_____	_____
5	682	Jeff Braun (Sr.) Melrose Park (Walther Lutheran)	_____	_____
6	584	Eric Gardner (Sr.) Mounds (Meridian)	_____	_____
7	649	Kurt Greenholt (So.) Chicago (Luther North)	_____	_____
8	558	Jason Howell (Sr.) Carterville	_____	_____
9	776	Dan Julian (Fr.) Riverton	_____	_____
10	814	Eric Luedde (Sr.) Pittsfield	_____	_____
11	164	Corey Turner (Sr.) Cullom (Tri-Point)	_____	_____

FLIGHT NO. 3

Order	No.	Competitor, School	Place	Mark	Order	No.	Competitor, School	Place	Mark
1	441	John Grisch (Sr.) Maple Park (Kaneland)	_____	_____	6	148	Kyle Kuepker (Jr.) Tampico	_____	_____
2	767	Robbie Merrifield (Sr.) Pana	_____	_____	7	35	Tom Clark (Jr.) Lansing (Illiana Christian)	_____	_____
3	275	Tom Sheehan (Jr.) Neoga	_____	_____	8	423	Ken Koca (Sr.) Genoa (G.-Kingston)	_____	_____
4	256	Jason Hoover (Jr.) Brownstown	_____	_____	9	615	Steve Peters (Sr.) Lebanon	_____	_____
5	818	David Luedde (Jr.) Pittsfield	_____	_____	10	199	Eric Bohner (Jr.) Watseka	_____	_____



Boys Class AA Competitors By Flight

(Boys Class AA Competitors Wear Numbers on Red or White)

(Note: Top 9 and ties qualify for finals.)


FLIGHT NO. 1

FLIGHT NO. 2

Order	No.	Competitor, School	Place	Mark	Order	No.	Competitor, School	Place	Mark
1	581	Chris Smith (Sr.) Aurora (West)	_____	_____	1	291	Matt Tornow (Jr.) Peoria (Richwoods)	_____	_____
2	600	Tony Marion (So.) Joliet (West)	_____	_____	2	19	Doug Adams (Sr.) McHenry (H.S.)	_____	_____
3	88	Darrin Plab (Jr.) Mascoutah	_____	_____	3	495	Mike Winiars (So.) Cicero-Berwyn (Horton)	_____	_____
4	494	John Urban (Sr.) Cicero-Berwyn (Morton)	_____	_____	4	768	Desmond Hunt (Jr.) Zion (Z.-Benton)	_____	_____
5	902	Maurice Roberts (Sr.) Chicago (Lane)	_____	_____	5	729	Cassius Crittenden (Jr.) North Chicago	_____	_____
6	703	Joe Wach (Jr.) Fox Lake (Grant)	_____	_____	6	460	Jason Assmann (Jr.) Roselle (Lake Park)	_____	_____
7	277	Steve Winters (Sr.) Peoria (H.S.)	_____	_____	7	249	Todd Akers (Sr.) Geneseo (Darnall)	_____	_____
8	613	Jeff Craig (Sr.) Morris	_____	_____	8	60	Steve Paddock (Sr.) Woodstock (H.S.)	_____	_____
9	13	Tim McGee (Jr.) Freeport (H.S.)	_____	_____	9	182	Craig Laudeman (So.) Bloomington (H.S.)	_____	_____
10	901	Troy Spamm (Sr.) Chicago (Lane)	_____	_____	10	649	Brian Anderson (Sr.) Algonquin (Jacobs)	_____	_____
11	227	ReChard Collins (Sr.) Rantoul	_____	_____	11	674	Ken Leonard (Sr.) Hoffman Estates (Conant)	_____	_____
12	537	Kevin Howard (Jr.) Hillside (Proviso West)	_____	_____	12	651	Don Allen (Sr.) Arlington Heights (Hersey)	_____	_____
13	144	Mike Williams (Jr.) Flossmoor (Homewood-F.)	_____	_____	13	773	Steve Battle (Jr.) Chicago (Gordon Tech)	_____	_____
14	681	Brian Ray (Sr.) Hoffman Estates (H.S.)	_____	_____	14	485	Steve Thomas (Sr.) West Chicago (H.S.)	_____	_____
15	98	Jason James (So.) Mt. Vernon	_____	_____	15	408	John Austin (So.) Springfield (Southeast)	_____	_____

FLIGHT NO. 3

Order	No.	Competitor, School	Place	Mark	Order	No.	Competitor, School	Place	Mark
1	869	Lance Williams (Jr.) Chicago (Hyde Park)	_____	_____	9	976	Benny Henderson (Jr.) Dolton (Thornridge)	_____	_____
2	314	Mike Bolling (Jr.) Alton (Sr.)	_____	_____	10	359	Vince Darnell (Sr.) Granite City	_____	_____
3	998	Derrick Foy (So.) South Holland (Thornwood)	_____	_____	11	917	Dan McPhee (Sr.) Chicago (Westinghouse)	_____	_____
4	816	Ken Sorenson (Sr.) Park Ridge (Maine East)	_____	_____	12	39	Kurt Berry (Sr.) Rockford (East)	_____	_____
5	774	Pat Dauphin (Sr.) Chicago (Gordon Tech)	_____	_____	13	51	Dragutin Topic (Sr.) Rockford (Guilford)	_____	_____
6	391	Lawrence Jackson (Sr.) Peoria (Manual)	_____	_____	14	732	Dave Mohr (Jr.) Prairie View (Stevenson)	_____	_____
7	419	Bill Calliss (Jr.) Washington	_____	_____	15	61	Bryant Lorr (So.) Woodstock (H.S.)	_____	_____
8	120	Michael Dunn (So.) Chicago Hts. (Bloom)	_____	_____					



Boys Class A Competitors By Flight

(Boys Class A Competitors Wear Numbers on Green)

(Note: Top 9 and ties qualify for finals.)

SHOT PUT

How To Score The Finals

Final Place	1st	2nd	3rd	4th	5th	6th	7th	8th
Team Points	10	8	6	5	4	3	2	1

Key: National Records may be set in any meet in which four or more teams compete, and the timing follows National Federation rules. IHSA Records are the state records and may be set only at the state final meet (prelims or finals). Class A Records are for the small schools only and set only at the state final. Class AA Records are for the large schools only and set only at the state final. FAT = fully automatic timing. MT = manual timing. All-time State of Illinois Bests may be set at any time by a student in any competition from the date the student begins high school until July 1 of the summer following the student's senior year.

Shot Put Records

NAT'L—77-0 by Michael Carter, Dallas (Jefferson), TX, 1979.

IHSA—64-2¼ by Tom Stock, Belleville (West), 1970.

Class A—60-11½ by Steve Brondyke, Fulton, 1979.

Class AA—63-9¾ by Gerald Green, Waukegan (West), 1979.

Event Data

	Class A	Class AA
Total Qualifiers	33	42
Total Regular Qualifiers	32	32
Total Extra Qualifiers	1	10

Class A Sectional Bests

55-6¼	Brent Miller (Sr.) Sullivan
53-10½	Rick Gaines (Sr.) Wayne City
53-9½	Tim Holderer (Sr.) Mahomet (M.-Seymour)
53-0	Joel Wood (Sr.) Watseka
52-8	Matt Cloe (Sr.) Shelbyville
52-3¼	Patrick Wiese (Sr.) Nashville
52-3	Chris Chisamore (Sr.) Harvard
52-1½	Tom Pocivasek (Sr.) Ottawa (Marquette)
52-½	Eric Musgrove (Sr.) Mendota
51-7	Roger Salmon (Sr.) Monticello
51-¼	Allen Willison (So.) Oakland
50-9½	Jason Landers (Sr.) Oneida (ROWVA)
50-3	Chris Adkinsson (Sr.) Roseville
50-2½	Aaron Barclay (Sr.) Johnston City
50-2½	Dave Foster (Sr.) Paxton
50-2	Scott Whitmore (Sr.) Fulton (Unity Christian)
50-½	Brian Rodgers (So.) Christopher
49-9	Kevin Dieken (Sr.) Forreston
49-8½	Jim Hartlieb (Sr.) Woodstock (Marian)
49-6½	C.J. Shupe (Sr.) Normal (University)

Class AA Sectional Bests

63-7	Kevin Coleman (Sr.) Elgin (Larkin)
59-5	Marc Lacy (Sr.) Downers Grove (North)
58-10	Eddie Velarde (Sr.) Aurora (West)
57-1¼	Mike LaDere (Sr.) Chicago Hts. (Bloom)
56-4¼	Jason Pankau (Sr.) Roselle (Lake Park)
56-1½	Tim Schafehen (Sr.) Roselle (Lake Park)
55-11	Cornelius Graham (Sr.) Cahokia
55-8	Robert Jones (Sr.) Mt. Vernon
55-7¾	Chester Lacheta (Sr.) Chicago Hts. (Bloom)
55-6	Vernon Garrison (Sr.) East St. Louis (Lincoln)
55-5	Keith Bradley (Sr.) Champaign (Centennial)
55-2½	William White (Sr.) East St. Louis (Lincoln)
55-0	Chris Humbles (Sr.) Bloomington (H.S.)
54-10	Bob Shea (Sr.) Wheaton (North)
54-9¼	Brad Chalus (Sr.) Ottawa (Twp.)
54-9	Matt DeSutter (Sr.) Plainfield
54-9	Chris Cozzi (Sr.) Plainfield
54-8½	Doug Dean Huff (Sr.) Peoria (H.S.)
54-7½	Fred Petty (Sr.) Chicago (Tilden)
53-11½	Bill Alli (Sr.) Centralia

FLIGHT NO. 1-Northwest

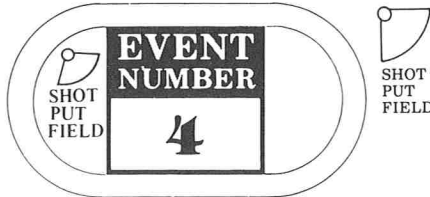
Order	No.	Competitor, School	Place	Mark
1	786	Larry Wiseman (Sr.) Viriden	_____	_____
2	774	Craig Cothorn (So.) Pana	_____	_____
3	820	David Gerdes (So.) Staunton	_____	_____
4	37	Tony Petreikis (Sr.) Peotone	_____	_____
5	644	John Dale (Sr.) Woodlawn	_____	_____
6	683	Joe Kolzow (Sr.) Melrose Park (Walther Lutheran)	_____	_____
7	242	Rob Schultz (Sr.) Sherrard	_____	_____
8	41	Darryl Dowdell (Jr.) Wilmington	_____	_____
9	667	Joe Tobin (Jr.) Evergreen Park	_____	_____
10	719	Lee Pratt (Sr.) Lewistown	_____	_____

FLIGHT NO. 2-Northeast

Order	No.	Competitor, School	Place	Mark
1	325	John Yanke (Jr.) Eureka	_____	_____
2	804	David Qualls (Jr.) Carlinville	_____	_____
3	345	Wayne Hasty (Sr.) Manito (Forman)	_____	_____
4	85	C. J. Shupe (Sr.) Normal (University)	_____	_____
5	460	Jim Hartlieb (Sr.) Woodstock (Marian)	_____	_____
6	109	Kevin Dieken (Sr.) Forreston	_____	_____
7	560	Brian Rodgers (So.) Christopher	_____	_____
8	117	Scott Whitmore (Sr.) Fulton (Unity Christian)	_____	_____
9	178	Dave Foster (Sr.) Paxton	_____	_____
10	568	Aaron Barclay (Sr.) Johnston City	_____	_____
11	727	Chris Adkinsson (Sr.) Roseville	_____	_____

FLIGHT NO. 3-Northwest

Order	No.	Competitor, School	Place	Mark	Order	No.	Competitor, School	Place	Mark
1	226	Jason Landers (Sr.) Oneida (ROWVA)	_____	_____	7	629	Patrick Wiese (Sr.) Nashville	_____	_____
2	281	Allen Willison (So.) Oakland	_____	_____	8	301	Matt Cloe (Sr.) Shelbyville	_____	_____
3	394	Roger Salmon (Sr.) Monticello	_____	_____	9	200	Joel Wood (Sr.) Watseka	_____	_____
4	484	Eric Musgrove (Jr.) Mendota	_____	_____	10	384	Tim Holderer (Sr.) Mahomet (M.-Seymour)	_____	_____
5	486	Tom Pocivasek (Sr.) Ottawa (Marquette)	_____	_____	11	586	Rick Gaines (Sr.) Wayne City	_____	_____
6	428	Chris Chisamore (Sr.) Harvard	_____	_____	12	90	Brent Miller (Sr.) Sullivan	_____	_____



Boys Class AA Competitors By Flight

(Boys Class AA Competitors Wear Numbers on Red or White)

(Note: Top 9 and ties qualify for finals.)

FLIGHT NO. 1-Northwest

Order	No.	Competitor, School	Place	Mark
1	928	Cicero Brooks (So.) Chicago (Young)	_____	_____
2	927	Thaddeus Harrison (Jr.) Chicago (Young)	_____	_____
3	865	Anselo Tinsley (Jr.) Chicago (Harlan)	_____	_____
4	714	Jeff Borrellim (Jr.) Libertyville	_____	_____
5	668	Scott Kretschmar (Sr.) Buffalo Grove	_____	_____
6	339	Fred Robinson (Sr.) Peoria (Manual)	_____	_____
7	25	Aaron Bond (Sr.) Rockford (Auburn)	_____	_____
8	675	Dave Kern (Sr.) Hoffman Estates (Conant)	_____	_____
9	721	Jeff Zgonina (Sr.) Mundelein (Carmel for Boys)	_____	_____
10	832	John Zera (Jr.) Wilmette (Loyola)	_____	_____

FLIGHT NO. 2-Northeast

Order	No.	Competitor, School	Place	Mark
1	105	Rusty Strouse (Sr.) O'Fallon	_____	_____
2	89	Harvey Groennert (Sr.) Mascoutah	_____	_____
3	831	Desmond Werthman (Jr.) Wilmette (Loyola)	_____	_____
4	947	Eric Robinson (Jr.) Chicago (Leo)	_____	_____
5	588	Rondall Tucker (Sr.) Joliet (Central)	_____	_____
6	175	Mike McLaughlin (Sr.) Tinley Park (H.S.)	_____	_____
7	549	Joe Jenkins (Sr.) LaGrange (Lyons)	_____	_____
8	974	Derrick Woodbury (Sr.) Chicago (St. Rita)	_____	_____
9	516	Tony Stornello (Sr.) Downers Grove (South)	_____	_____
10	57	Sidney Woods (Sr.) Rockford (West)	_____	_____

FLIGHT NO. 3-Northwest

Order	No.	Competitor, School	Place	Mark
1	76	Jason Alli (So.) Centralia	_____	_____
2	376	David Lott (Sr.) Morton	_____	_____
3	75	Bill Alli (Jr.) Centralia	_____	_____
4	914	Fred Petty (Sr.) Chicago (Tilden)	_____	_____
5	278	Doug Dean Huff (Sr.) Peoria (H.S.)	_____	_____
6	640	Chris Cozzi (Sr.) Plainfield	_____	_____
7	639	Matt DeSutter (Sr.) Plainfield	_____	_____
8	268	Brad Chalus (Sr.) Ottawa (Twp.)	_____	_____
9	488	Bob Shea (Jr.) Wheaton (North)	_____	_____
10	183	Chris Humbles (Sr.) Bloomington (H.S.)	_____	_____

FLIGHT NO. 4-Northeast

Order	No.	Competitor, School	Place	Mark
1	340	William White (Sr.) East St. Louis (Lincoln)	_____	_____
2	189	Keith Bradley (Jr.) Champaign (Centennial)	_____	_____
3	339	Vernon Garrison (Sr.) East St. Louis (Lincoln)	_____	_____
4	122	Chester Lacheta (Jr.) Chicago Hts. (Bloom)	_____	_____
5	102	Robert Jones (Sr.) Mt. Vernon	_____	_____
6	326	Cornelius Graham (Sr.) Cahokia	_____	_____
7	462	Tim Schafehen (Sr.) Roselle (Lake Park)	_____	_____
8	461	Jason Pankau (Sr.) Roselle (Lake Park)	_____	_____
9	121	Mike LaDere (Jr.) Chicago Hts. (Bloom)	_____	_____
10	582	Eddie Velarde (Sr.) Aurora (West)	_____	_____
11	503	Marc Lacy (Sr.) Downers Grove (North)	_____	_____
12	433	Kevin Coleman (Sr.) Elgin (Larkin)	_____	_____



TRIPLE JUMP

How To Score The Finals							
Final Place	1st	2nd	3rd	4th	5th	6th	7th 8th
Team Points	10	8	6	5	4	3	2 1

Key: National Records may be set in any meet in which four or more teams compete, and the timing follows National Federation rules. IHSA Records are the state records and may be set only at the state final meet (prelims or finals). Class A Records are for the small schools only and set only at the state final. Class AA Records are for the large schools only and set only at the state final. FAT = fully automatic timing. MT = manual timing. All-time State of Illinois Bests may be set at any time by a student in any competition from the date the student begins high school until July 1 of the summer following the student's senior year.

Triple Jump Records

NAT'L—52-10½ by Charles Mayfield, Pasadena (Muir), CA, 1980.
IHSA—50-9 by Mike Conley, Chicago (Luther South), 1981 (Finals).
Class A—50-9 by Mike Conley, Chicago (Luther South), 1981 (Finals).
Class AA—49-7¼ by Joe Tucker, Lockport (H.S.), 1977.

Event Data

	Class A	Class AA
Total Qualifiers	35	50
Total Regular Qualifiers	32	32
Total Extra Qualifiers	3	18

Class A Sectional Bests

45-7¼	Landall Long (So.) Cairo
45-7	Duwarn Porter (Jr.) St. Anne
45-½	Chauncy Williams (Sr.) St. Anne
44-3¼	Brian Seger (Sr.) Rockford (Christian Life)
44-1½	Dennis Miller (Sr.) Watseka
44-¼	Derek Watts (Jr.) Rock Island (Alleman)
44-0	Kyle Lindsey (Sr.) Bismarck (B.-Henning)
43-10	David Jones (So.) Chicago (Prov.-St. Mel)
43-9½	Dennis Hall (Jr.) Bismarck (B.-Henning)
43-7	Jeff Correll (Sr.) Monticello
43-5¼	Joe Sobin (Sr.) Spring Valley (Hall)
43-5½	Wesley Wilt (Jr.) Sesser (S.-Valier)
43-5¼	Pete McAdams (Sr.) Spring Valley (Hall)
43-5	Todd Rogers (Sr.) Oneida (ROWVA)
43-2½	Steve Peters (Sr.) Lebanon
43-1	Brian Beverly (Sr.) Normal (University)
43-¾	Damon Kessler (Jr.) Rushville
42-7¼	Kevin Stuckwash (Sr.) Warsaw
42-6½	Brian Strohl (Sr.) Downs (Tri-Valley)
42-6	Dean Clark (Jr.) Washburn (Lowpoint-W.)
42-6	Enoch Sarabia (Jr.) South Beloit

Class AA Sectional Bests

48-11¾	Kevin Howard (Jr.) Hillside (Proviso West)
48-0½	Dwayne Murphy (Sr.) Chicago Hts. (Bloom)
47-4¾	Fred Campbell (Sr.) Chicago Hts. (Bloom)
47-3	Taurus Rutherford (Jr.) Peoria (H.S.)
46-8½	Steve Cowan (Sr.) Country Club Hills (Hillcrest)
46-6¾	Ray Buchanan (Jr.) Maywood (Proviso East)
46-6½	Eric Thomas (Sr.) Dolton (Thornridge)
46-6	Malcolm Miller (Jr.) Chicago (Leo)
46-4½	Kevin Robertson (Jr.) Joliet (West)
46-4½	Dwight Smith (So.) Skokie (Niles North)
46-4½	James White (Sr.) Chicago (Mendel Cath.)
46-3¾	Alshun Taylor (Jr.) Peoria (H.S.)
46-3	Hansel Minor (Sr.) Rockford (Guilford)
46-1	Makeba Wolfe (Sr.) Chicago Hts. (Bloom Trail)
45-11½	Howard Stanford (Jr.) Aurora (West)
45-10	Rory Lee (So.) Harvey (Thornton)
45-9¾	Desmond Hunt (Jr.) Zion (Z.-Benton)
45-9½	Jeff Brown (Sr.) Blue Island (Eisenhower)
45-8	Gerald Hill (Sr.) Evanston (Twp.)
45-7	Bobby Joshaway (Jr.) Kankakee (Sr.)

Boys Class A Competitors By Flight

(Boys Class A Competitors Wear Numbers on Green)

(Note: Top 9 and ties qualify for finals.)

FLIGHT NO. 1

Order	No.	Competitor, School	Place	Mark
1	770	Robbie Davis (So.) Pana	_____	_____
2	811	Randy Metcalf (Sr.) Piasa (Southwestern)	_____	_____
3	807	Jason Grandone (So.) Gillespie	_____	_____
4	346	John Chong (Sr.) Peoria (Bergan)	_____	_____
5	756	Robert McKnight (Sr.) New Berlin	_____	_____
6	125	James Kump (Jr.) Leaf River	_____	_____
7	292	Ed Moss (Sr.) St. Elmo	_____	_____
8	147	Mike Pettorini (Sr.) Sterling (Newman Central Cath.)	_____	_____
9	545	Don Box (Jr.) Cairo	_____	_____
10	385	Mike Smallwood (Sr.) Mahomet (H.-Seymour)	_____	_____
11	458	Enoch Sarabia (Jr.) South Beloit	_____	_____
12	363	Dean Clark (Jr.) Washburn (Lowpoint-W)	_____	_____

FLIGHT NO. 2

Order	No.	Competitor, School	Place	Mark
1	33	Hick Zandstra (Sr.) Lansing (Illiana Christian)	_____	_____
2	27	Quantez Smith (Fr.) Kankakee (Bishop McIlamara)	_____	_____
3	291	Robbie Hawkins (Sr.) Robinson	_____	_____
4	650	Jack Evans (Jr.) Chicago (Luther South)	_____	_____
5	55	Brian Strohl (Sr.) Downs (Tri-Valley)	_____	_____
6	741	Kevin Stuckwash (Sr.) Warsaw	_____	_____
7	734	Damon Kessler (Jr.) Rushville	_____	_____
8	615	Steve Peters (Sr.) Lebanon	_____	_____
9	517	Pete McAdams (Sr.) Spring Valley (Hall)	_____	_____
10	516	Joe Sobin (Sr.) Spring Valley (Hall)	_____	_____
11	658	David Jones (So.) Chicago (Providence-St. Mel)	_____	_____
12	451	Brian Seger (Sr.) Rockford (Christian Life)	_____	_____

FLIGHT NO. 3

Order	No.	Competitor, School	Place	Mark	Order	No.	Competitor, School	Place	Mark
1	86	Brian Beverly (So.) Normal (University)	_____	_____	7	231	Derek Watts (Jr.) Rock Island (Alleman)	_____	_____
2	227	Todd Rogers (Sr.) Oneida (ROWVA)	_____	_____	8	197	Dennis Miller (Sr.) Watseka	_____	_____
3	635	Wesley Wilt (Jr.) Sesser (S.-Valier)	_____	_____	9	187	Chauncy Williams (Sr.) St. Anne	_____	_____
4	395	Jeff Correll (Sr.) Monticello	_____	_____	10	182	Duwarn Porter (Jr.) St. Anne	_____	_____
5	157	Dennis Hall (Jr.) Bismarck (B.-Henning)	_____	_____	11	546	Landall Long (So.) Cairo	_____	_____
6	156	Kyle Lindsey (Sr.) Bismarck (B.-Henning)	_____	_____					




Boys Class AA Competitors By Flight

(Boys Class AA Competitors Wear Numbers on Red or White)

(Note: Top 9 and ties qualify for finals.)

FLIGHT NO. 1					FLIGHT NO. 3				
Order	No.	Competitor, School	Place	Mark	Order	No.	Competitor, School	Place	Mark
1	929	B. Jenkins (So.) Chicago (Young)	_____	_____	1	52	Hansel Minor (Sr) Rockford (Guilford)	_____	_____
2	895	Albert Walker (Sr.) Chicago (Lane)	_____	_____	2	276	Alshun Taylor (Jr) Peoria (H.S.)	_____	_____
3	902	Maurice Roberts (Sr.) Chicago (Lane)	_____	_____	3	955	James White (Sr) Chicago (Mendel Catholic)	_____	_____
4	845	Steve Ellis (Sr.) Chicago (Austin)	_____	_____	4	824	Dwight Smith (So) Skokie (Niles North)	_____	_____
5	390	Rick Moredock (Jr.) Peoria (Manual)	_____	_____	5	601	Kevin Robertson (Jr) Joliet (West)	_____	_____
6	399	Touissaint Pettis (So.) Springfield (H.S.)	_____	_____	6	977	Eric Thomas (Sr) Dolton (Thornridge)	_____	_____
7	1000	Dan Snyder (So.) South Holland (Thornwood)	_____	_____	7	554	Ray Buchanan (Jr) Maywood (Proviso East)	_____	_____
8	784	Brian Hyde (Sr.) Chicago (St. Patrick)	_____	_____	8	135	Steve Cowan (Sr) Country Club Hills (Hillcrest)	_____	_____
9	489	Lonnie Walsh (Sr.) Wheaton (North)	_____	_____	9	279	Taurus Rutherford (Jr) Peoria (H.S.)	_____	_____
10	978	Art Stoudemier (Jr.) Dolton (Thornridge)	_____	_____	10	117	Fred Campbell (Sr) Chicago Hts. (Bloom)	_____	_____
11	584	Ernest Crank (Jr.) Bolingbrook	_____	_____	11	118	Dwayne Murphy (Sr) Chicago Hts. (Bloom)	_____	_____
12	589	Corey Whitehead (Sr.) Joliet (Central)	_____	_____	12	537	Kevin Howard (Jr) Hillside (Proviso West)	_____	_____
13	358	Robert Harris (Jr.) Edwardsville (H.S.)	_____	_____					
14	667	Ray Sheedy (Sr.) Buffalo Grove	_____	_____					

FLIGHT NO. 2					FLIGHT NO. 4				
Order	No.	Competitor, School	Place	Mark	Order	No.	Competitor, School	Place	Mark
1	51	Dragutin Topic (Sr.) Rockford (Guilford)	_____	_____	1	83	Steve McDonald (Sr) Marion (H.S.)	_____	_____
2	300	Chris Chaney (Jr.) Rock Island (H.S.)	_____	_____	2	701	Mark Dugger (Sr) Wheeling	_____	_____
3	250	Justin Reed (Jr.) Geneseo (Darnall)	_____	_____	3	88	Darrin Plab (Jr) Mascoutah	_____	_____
4	341	Michael Scruggs (Sr.) East St. Louis (Lincoln)	_____	_____	4	734	James Winston (Sr) Waukegan (East)	_____	_____
5	773	Steve Battle (Jr.) Chicago (Gordon Tech)	_____	_____	5	200	Steve Brandon (Sr) Danville (H.S.)	_____	_____
6	313	Jason Christians (Sr.) Alton (Sr.)	_____	_____	6	425	Mario Miller (Sr) Bensenville (Fenton)	_____	_____
7	154	Bobby Joshaway (Jr.) Kankakee (Sr.)	_____	_____	7	208	Dion Simmons (So) Decatur (MacArthur)	_____	_____
8	800	Gerald Hill (Sr.) Evanston (Twp.)	_____	_____	8	203	Nate Bond (Sr) Decatur (MacArthur)	_____	_____
9	935	Jeff Brown (Sr.) Blue Island (Eisenhower)	_____	_____	9	949	Ken Mason (Jr) Chicago (Leo)	_____	_____
10	768	Desmond Hunt (Jr.) Zion (Z.-Benton)	_____	_____	10	450	Mike Vondrak (Jr) Glen Ellyn (Glenbard West)	_____	_____
11	578	Howard Stanford (Jr.) Aurora (West)	_____	_____	11	982	Rory Lee (So) Harvey (Thornton)	_____	_____
12	129	Makeba Wolfe (Sr.) Chicago Hts. (Bloom Trail)	_____	_____	12	948	Malcolm Miller (Jr) Chicago (Leo)	_____	_____



DISCUS

How To Score The Finals								
Final Place	1st	2nd	3rd	4th	5th	6th	7th	8th
Team Points	10	8	6	5	4	3	2	1

Key: National Records may be set in any meet in which four or more teams compete, and the timing follows National Federation rules. IHSA Records are the state records and may be set only at the state final meet (prelims or finals). Class A Records are for the small schools only and set only at the state final. Class AA Records are for the large schools only and set only at the state final. FAT = fully automatic timing. MT = manual timing. All-time State of Illinois Bests may be set at any time by a student in any competition from the date the student begins high school until July 1 of the summer following the student's senior year.

Discus Records

NAT'L—224-3 by Kamy Keshmiri, Reno, NV, 1987.
IHSA—187-2 by Gary Kostrubala, Chicago (Marist), 1981 (Finals).
Class A—181-10 by Jeff Wood, Watseka, 1985 (Finals).
Class AA—187-2 by Gary Kostrubala, Chicago (Marist), 1981 (Finals).

Event Data

	Class A	Class AA
Total Qualifiers	32	42
Total Regular Qualifiers	32	32
Total Extra Qualifiers	0	10

Class A Sectional Bests

- 166-6 Joel Wood (Sr.) Watseka
- 158-2 Mark Kalmar (Jr.) Tuscola
- 156-2 Tim Holderer (Sr.) Mahomet (M.-Seymour)
- 153-8 Brent Miller (Sr.) Sullivan
- 152-9 Rob Schultz (Sr.) Sherrard
- 152-1 Tom Gulley (Jr.) Knoxville
- 151-8 Chris Atkinson (Sr.) Roseville
- 150-5 Rick Freeman (Sr.) Heyworth
- 150-4 John Morphey (Jr.) Dwight
- 149-4 Matt Orzech (Sr.) Addison (Driscoll)
- 148-6 Brian Ready (Jr.) Mooseheart
- 146-11 Wayne Hasty (Sr.) Manito (Forman)
- 146-2 Ron Barnes (Sr.) Peru (St. Bede)
- 145-6 Seth Moore (Sr.) Burlington (Central)
- 143-10 Jim Nash (So.) White Hall (North Greene)
- 143-2 Chris Chisamore (Sr.) Harvard
- 142-7 Leonard Harris (Sr.) Cairo
- 142-5 Aaron Fossett (Sr.) Oregon
- 141-11 Chad Smith (Sr.) Casey (C.-Westfield)
- 141-7 Ralph Stone (Sr.) Columbia

Class AA Sectional Bests

- 187-6 Jason Pankau (Sr.) Roselle (Lake Park)
- 181-4 Doug Dean Huff (Sr.) Peoria (H.S.)
- 179-0 Vernon Garrison (Sr.) East St. Louis (Lincoln)
- 177-4 Kevin Coleman (Sr.) Elgin (Larkin)
- 176-4 Neal Cawi (Sr.) New Lenox (Provi. Cath.)
- 174-7 Eddie Valardi (Sr.) Aurora (West)
- 174-4 Robert Jones (Sr.) Mt. Vernon
- 172-2 Jim Zajicek (Jr.) Hinsdale (Central)
- 161-3 Theo Cox (Sr.) Zion (Z.-Benton)
- 161-3 Chris Cozzi (Sr.) Plainfield
- 161-1 Aaron Jones (Jr.) Mt. Vernon
- 160-6 Jeff Kamp (Sr.) Carpentersville (Dundee-Crown)
- 160-3 Ronald Willis (Jr.) East St. Louis (Lincoln)
- 160-0 Eric Peters (Sr.) Batavia
- 159-7 John Sierros (Jr.) Oak Lawn (Community)
- 158-5 William Norwood (Sr.) Blue Island (Eisenhower)
- 157-10 Chester Lacheta (Jr.) Chicago Hts. (Bloom)
- 157-10 Torry King (So.) Peoria (Woodruff)
- 157-9 Marc Lacy (Sr.) Downers Grove (North)
- 157-8 Dave Cross (Sr.) Hoffman Estates (Conant)

Boys Class A Competitors By Flight

(Boys Class A Competitors Wear Numbers on Green)

(Note: Top 9 and ties qualify for finals.)

FLIGHT NO. 1


Order	No.	Competitor, School	Place	Mark
1	668	Eric Jacobsen (Sr.) Lemont (H.S.)	_____	_____
2	252	Todd Ochsner (Sr.) Taylor Ridge (Rockridge)	_____	_____
3	538	Robbie Ralls (Jr.) Anna (A.-Jonesboro)	_____	_____
4	774	Craig Cothorn (So.) Pana	_____	_____
5	786	Larry Wiseman (Sr.) Virden	_____	_____
6	599	Shane Boyett (Jr.) DuQuoin	_____	_____
7	37	Tony Petreikis (Sr.) Peotone	_____	_____
8	804	David Qualls (Jr.) Carlinville	_____	_____
9	117	Scott Whitmore (Sr.) Fulton (Unity Christian)	_____	_____
10	314	Kevin Cox (Sr.) Elmwood	_____	_____

FLIGHT NO. 2

Order	No.	Competitor, School	Place	Mark
1	255	Darrell Runge (Jr.) Altamont	_____	_____
2	192	Mike Sneed (Jr.) St. Anne	_____	_____
3	596	Ralph Stone (Sr.) Columbia	_____	_____
4	262	Chad Smith (Sr.) Casey (C.-Westfield)	_____	_____
5	143	Aaron Fossett (Sr.) Oregon	_____	_____
6	551	Leonard Harris (Sr.) Cairo	_____	_____
7	428	Chris Chisamore (Sr.) Harvard	_____	_____
8	828	Jim Nash (So.) White Hall (North Greene)	_____	_____
9	416	Seth Moore (Sr.) Burlington (Central)	_____	_____
10	496	Ron Barnes (Sr.) Peru (St. Bede)	_____	_____

FLIGHT NO. 3

Order	No.	Competitor, School	Place	Mark
1	345	Wayne Hasty (Sr.) Manito (Forman)	_____	_____
2	485	Brian Ready (Jr.) Mooseheart	_____	_____
3	645	Matt Orzech (Sr.) Addison (A.-Driscoll)	_____	_____
4	12	John Morphey (Jr.) Dwight	_____	_____
5	67	Rick Freeman (Sr.) Heyworth	_____	_____
6	727	Chris Akinsson (Sr.) Roseville	_____	_____
7	701	Tom Gulley (Jr.) Knoxville	_____	_____
8	242	Rob Schultz (Sr.) Sherrard	_____	_____
9	90	Brent Miller (Sr.) Sullivan	_____	_____
10	384	Tim Holderer (Sr.) Mahomet (M.-Seymour)	_____	_____
11	411	Mark Kalmar (Jr.) Tuscola	_____	_____
12	200	Joel Wood (Sr.) Watsaka	_____	_____



Boys Class AA Competitors By Flight

(Boys Class AA Competitors Wear Numbers on Red or White)

(Note: Top 9 and ties qualify for finals.)

FLIGHT NO. 1

Order	No.	Competitor, School	Place	Mark
1	904	Chris Triplett (Jr.) Chicago (Lindblom)	_____	_____
2	884	Joel Gering (Jr.) Chicago (Kenwood)	_____	_____
3	907	Malik Bradford (So.) Chicago (Morgan Park)	_____	_____
4	801	Dewitt Tolbert (Sr.) Evanston (Twp.)	_____	_____
5	58	Chris Moore (Sr.) Rockton (Hononegah)	_____	_____
6	903	Anton Pierson (Sr.) Chicago (Lane)	_____	_____
7	812	Sean Campbell (Jr.) Glenview (Glenbrook South)	_____	_____
8	18	Jeff Rush (Jr.) Loves Park (Harlem)	_____	_____
9	420	Mike Mills (Sr.) Washington	_____	_____
10	210	Sean Hubner (Sr.) Mt. Zion	_____	_____

FLIGHT NO. 2

Order	No.	Competitor, School	Place	Mark
1	668	Scott Kretschmar (Sr.) Buffalo Grove	_____	_____
2	190	John Woods (Sr.) Champaign (Centennial)	_____	_____
3	567	Rod Scheitler (Jr.) Oak Park (O.P.-River Forest)	_____	_____
4	947	Eric Robinson (Jr.) Chicago (Leo)	_____	_____
5	639	Mike DeSutter (Sr.) Plainfield	_____	_____
6	706	Jeff Burnham (Sr.) Lake Zurich	_____	_____
7	357	William Summers (Jr.) Edwardsville (H.S.)	_____	_____
8	583	Dan Koehn (Jr.) Aurora (West)	_____	_____
9	121	Mike LaDere (Jr.) Chicago Hts. (Bloom)	_____	_____
10	366	Andy Everett (Sr.) Jacksonville (H.S.)	_____	_____

FLIGHT NO. 3

Order	No.	Competitor, School	Place	Mark
1	251	Karl Koplin (Sr.) LaSalle (L.-Peru)	_____	_____
2	75	Bill Alli (Jr.) Centralia	_____	_____
3	676	Dave Cross (Sr.) Hoffman Estates (Conant)	_____	_____
4	503	Marc Lacy (Sr.) Downers Grove (North)	_____	_____
5	292	Torry King (So.) Peoria (Woodruff)	_____	_____
6	122	Chester Lacheta (Jr.) Chicago Hts. (Bloom)	_____	_____
7	936	William Norwood (Sr.) Blue Island (Eisenhower)	_____	_____
8	989	John Sierros (Jr.) Oak Lawn (Community)	_____	_____
9	423	Eric Peters (Sr.) Batavia	_____	_____
10	342	Ronald Willis (Jr.) East St. Louis (Lincoln)	_____	_____

FLIGHT NO. 4

Order	No.	Competitor, School	Place	Mark
1	432	Jeff Kamp (Sr.) Carpentersville (Dundee-Crown)	_____	_____
2	103	Aaron Jones (Jr.) Mt. Vernon	_____	_____
3	640	Chris Cozzi (Sr.) Plainfield	_____	_____
4	769	Theo Cox (Sr.) Zion (Z.-Benton)	_____	_____
5	541	Jim Zajicek (Jr.) Hinsdale (Central)	_____	_____
6	102	Robert Jones (Sr.) Mt. Vernon	_____	_____
7	582	Eddie Valardi (Sr.) Aurora (West)	_____	_____
8	635	Neal Cawi (Sr.) New Lenox (Providence Catholic)	_____	_____
9	433	Kevin Coleman (Sr.) Elgin (Larkin)	_____	_____
10	339	Vernon Garrison (Sr.) East St. Louis (Lincoln)	_____	_____
11	278	Doug Dean Huff (Sr.) Peoria (H.S.)	_____	_____
12	461	Jason Pankau (Sr.) Roseille (Lake Park)	_____	_____



3200-METER RELAY

How To Score The Finals								
Final Place	1st	2nd	3rd	4th	5th	6th	7th	8th
Team Points	10	8	6	5	4	3	2	1

Boys Class A Competitors By Heat

(Boys Class A Competitors Wear Numbers on Green)

(Note: Top 12 times qualify for finals.)

HEAT NO. 1

Alley	School	Place	Time
1-1	Yorkville	_____	_____
1-2	Oregon	_____	_____
1-3	Pinckneyville	_____	_____
2-1	Delavan	_____	_____
2-2	Elmhurst (Timothy Christian)	_____	_____
2-3	Beardstown	_____	_____
3-1	Norridge (Ridgewood)	_____	_____
3-2	Chrisman	_____	_____
3-3	Lewistown	_____	_____
4-1	Princeton	_____	_____
4-2	Marengo	_____	_____
4-3	Kankakee(Bishop McNamara)	_____	_____

HEAT NO. 2

Alley	School	Place	Time
1-1	Shelbyville	_____	_____
1-2	Oakland	_____	_____
1-3	Sherrard	_____	_____
2-1	Farmington	_____	_____
2-2	Aledo	_____	_____
2-3	Freeburg	_____	_____
3-1	Seneca	_____	_____
3-2	Herscher	_____	_____
3-3	Clifton (Central)	_____	_____
4-1	Forreston	_____	_____
4-2	Cairo	_____	_____
4-3	Carlinville	_____	_____

HEAT NO. 3

Alley	School	Place	Time
1-1	Geneva	_____	_____
1-2	Normal (University)	_____	_____
1-3	Lansing (Illiana Christian)	_____	_____
2-1	Dunlap	_____	_____
2-2	Athens	_____	_____
2-3	Metropolis (Massac Co.)	_____	_____
3-1	Knoxville	_____	_____
3-2	Tolono (Unity)	_____	_____
3-3	Pana	_____	_____
4-1	Maple Park (Kaneland)	_____	_____
4-2	Clinton	_____	_____

Key: National Records may be set in any meet in which four or more teams compete, and the timing follows National Federation rules. IHSA Records are the state records and may be set only at the state final meet (prelims or finals). Class A Records are for the small schools only and set only at the state final. Class AA Records are for the large schools only and set only at the state final. FAT = fully automatic timing. MT = manual timing. All-time State of Illinois Bests may be set at any time by a student in any competition from the date the student begins high school until July 1 of the summer following the student's senior year.

3200-Meter Relay Records

NAT'L—7:36.24 by Ambler (Wissa Hickon), PA (Scott Landis, Steven Griffiths, Keith Ryales, Ken Lowry), 1982.

IHSA—7:38.0 (MT) by Harvey (Thornton) (Steve Ibarra, Bill Moran, Mike Clark, Donald White), 1976 (Finals).

Class A—7:54.2 (MT) by Princeton (Tom Caldwell, Mike Rieker, Jaimie Dow, Tom Hodge), 1981 (Finals).

Class AA—7:38.0 (MT) by Harvey (Thornton) (Steve Ibarra, Bill Moran, Mike Clark, Donald White), 1976 (Finals).

Event Data

	Class A	Class AA
Total Qualifiers	35	38
Total Regular Qualifiers	32	32
Total Extra Qualifiers	3	6

Class A Sectional Bests

8:03.8	Yorkville
8:08.9	Shelbyville
8:09.2	Geneva
8:09.9	Delavan
8:10.5	Farmington
8:11.4	Norridge (Ridgewood)
8:11.5	Dunlap
8:13.7	Seneca
8:14.1	Knoxville
8:14.6	Princeton
8:15.5	Forreston
8:15.7	Maple Park (Kaneland)
8:15.8	Oregon
8:17.6	Oakland
8:18.4	Normal (University)
8:19.6	Elmhurst (Timothy Christian)
8:20.5	Aledo
8:20.9	Athens
8:22.1	Chrisman
8:22.8	Herscher

Class AA Sectional Bests

7:48.5	Schaumburg
7:50.3	St. Charles (H.S.)
7:51.1	Park Ridge (Maine South)
7:52.8	Naperville (Central)
7:53.2	Moline
7:53.8	Evanston (Twp.)
7:54.1	Rockford (East)
7:54.4	Bloomington (H.S.)
7:55.7	Chicago Hts. (Bloom)
7:55.7	Chicago (Brother Rice)
7:56.0	Hoffman Estates (H.S.)
7:56.1	Chicago (Mendel Catholic)
7:56.4	Peoria (Richwoods)
7:56.7	Downers Grove (North)
7:56.7	Normal (Community)
7:57.0	Glen Ellyn (Glenbard West)
7:57.5	LaGrange (Lyons)
7:58.2	Downers Grove (South)
7:58.3	Barrington
7:58.8	Roselle (Lake Park)

The goal of the interscholastic program is not to develop All-Americans, but better Americans out of ALL the participants.



Boys Class AA Competitors By Heat

(Boys Class AA Competitors Wear Numbers on Red or White)

(Note: Top 12 times qualify for finals.)

HEAT NO. 1

Alley	School	Place	Time
1-1	Schaumburg	_____	_____
1-2	Peoria (Richwoods)	_____	_____
1-3	East Moline (United)	_____	_____
2-1	Naperville (Central)	_____	_____
2-2	Glen Ellyn (Glenbard West)	_____	_____
2-3	Mt. Vernon	_____	_____
3-1	Rockford (East)	_____	_____
3-2	Barrington	_____	_____
3-3	Zion (Z.-Benton)	_____	_____
4-1	Chicago (Brother Rice)	_____	_____
4-2	Winnetka (New Trier)	_____	_____
4-3	Springfield (Lanphier)	_____	_____
4-4	Chicago (Young)	_____	_____

HEAT NO. 2

Alley	School	Place	Time
1-1	St. Charles (H.S.)	_____	_____
1-2	Downers Grove (North)	_____	_____
1-3	East St. Louis (Sr.)	_____	_____
2-1	Moline	_____	_____
2-2	LaGrange (Lyons)	_____	_____
2-3	Peoria (Manual)	_____	_____
3-1	Bloomington (H.S.)	_____	_____
3-2	Roselle (Lake Park)	_____	_____
3-3	East St. Louis (Lincoln)	_____	_____
4-1	Hoffman Estates (H.S.)	_____	_____
4-2	Naperville (North)	_____	_____
4-3	Chicago (C.-Vocational)	_____	_____
4-4	Chicago (Englewood)	_____	_____

HEAT NO. 3

Alley	School	Place	Time
1-1	Park Ridge (Maine South)	_____	_____
1-2	Normal (Community)	_____	_____
1-3	Rockford (Guilford)	_____	_____
2-1	Evanston (Twp.)	_____	_____
2-2	Downers Grove (South)	_____	_____
2-3	Marion (H.S.)	_____	_____
3-1	Chicago Hts. (Bloom)	_____	_____
3-2	Wilmette (Loyola)	_____	_____
3-3	Libertyville	_____	_____
4-1	Chicago (Mendel Catholic)	_____	_____
4-2	Olympia Fields (Rich Central)	_____	_____
4-3	Chicago (Lane)	_____	_____

1988 Class A Boys Track Sectional Recap

Sectional	Winning School	Coach	Pts.
Clinton	Normal (University)	Jack Eddy	77.5
Coal City	Lansing (Illiani Christian)	Phil VanNoord	64.7
Eldorado	Cairo	Jim West	65
Eureka	Eureka	Ron Eeten	55
Herscher	St. Anne	Joe Urbelis	62
Lisle (Sr.)	Melrose Park (Walther Lutheran)	Rich Schubkegel	49
Maple Park (Kaneland)	Maple Park (Kaneland)	Ralph Drendel	65
Monmouth (H.S.)	Lewistown	Keith Kittell	57
Monticello	Monticello	Bob Trimble	58
Oregon	Prophetstown	Irv Sanderson	32
Pittsfield	Pittsfield	Terry Spangler	55
Plano	Geneva	Mike VanDeever	56
Red Bud	Madison	Charles Steptoe	40
Robinson	Robinson	Tony Cork	42
Rochester	Pana	Kevin Duez	51
Sherrard	Aledo	Fred Nestler	48


1988 Class AA Boys Track Sectional Recap

Sectional	Winning School	Coach	Pts.
Barrington	Wheeling	Jim Nagel	38
Belleville (East)	East St. Louis (Sr.)	Jim Davis	78
Champaign (Centennial)	Decatur (MacArthur)	Bill Harbeck	34
Chicago Public League	Chicago (Lane)	Charles McClinton	60
Chicago Hts. (Bloom)	Chicago Hts. (Bloom)	Lonnell Poole	79
Elmhurst (York)	Hillside (Proviso West)	Paul Masse	52
Freeport (H.S.)	Rockford (East)	Dan Salvi	62.5
Marion (H.S.)	Centralia	Rob White	80.5
Naperville (Central)	Aurora (West)	John Bell	57
Rock Island (H.S.)	Peoria (H.S.)	Phil Salzer	55.5
South Holland (Thornwood)	South Holland (Thornwood)	Gary Hauptert	53
Springfield (Lanphier)	Springfield (Southeast)	Lindsey Hickman	49
Wheaton (North)	Roselle (Lake Park)	Robert Nihells	42
Wilmette (Loyola)	Evanston (Twp.)	Willie May	52
Zion (Z.-Benton)	Zion (Z.-Benton)	Gene Dorop	52.5

Boys Class A Competitors By Heat

(Boys Class A Competitors Wear Numbers on Green)

(Note: Top 9 times qualify for finals.)



400-METER RELAY

How To Score The Finals

Final Place	1st	2nd	3rd	4th	5th	6th	7th	8th
Team Points	10	8	6	5	4	3	2	1

Key: National Records may be set in any meet in which four or more teams compete, and the timing follows National Federation rules. IHSA Records are the state records and may be set only at the state final meet (prelims or finals). Class A Records are for the small schools only and set only at the state final. Class AA Records are for the large schools only and set only at the state final. FAT = fully automatic timing. MT = manual timing. All-time State of Illinois Bests may be set at any time by a student in any competition from the date the student begins high school until July 1 of the summer following the student's senior year.

400-Meter Relay Records

NAT'L—:40.2 by Dallas (Lincoln), TX (John Delley, Joe Pouncy, Gene Pouncy, Rufus Shaw), 1970.

:40.2 by Dallas (Roosevelt) Texas (Lester Crenshaw, James Glenn, Roderick Martin, Roy Martin), 1985.

IHSA—:41.7 (MT) by North Chicago (Billie King, Alan Turner, John McBride, Michael Wright), 1986 (Finals).

:41.7 (MT) by Waukegan (East) (Kevin Johnson, David Greathouse, LeRoy Norman, Nate Sloan), 1980 (Prelims).

:41.7 (MT) by East St. Louis (Sr.) (Stanley Braggs, Richard Townsend, Lamar Pickett, Marvin Edmonds), 1975.

:41.7 (MT) by East St. Louis (Lincoln) (James Stevenson, Demetrius Chism, Barry Malloy, Duane Allen), 1981 (Finals).

:41.7 (MT) by East St. Louis (Lincoln) (Juan Brooks, Michael Hill, Darwin Rencher, Earl McKinney), 1983 (Prelims).

Class A—:42.7 (MT) by Cairo (Eric Childs, Gary Sharp, Zack Graves, Al Williams), 1984 (Finals) (:42.84 FAT).

Class AA—:41.7 (MT) by North Chicago (Billie King, Alan Turner, John McBride, Michael Wright), 1986 (Finals).

:41.7 (MT) by East St. Louis (Lincoln) (James Stevenson, Demetrius Chism, Barry Malloy, Duane Allen), 1981 (Finals).

:41.7 (MT) by Waukegan (East) (Kevin Johnson, David Greathouse, LeRoy Norman, Nate Sloan), 1980 (Prelims).

:41.7 (MT) by East St. Louis (Sr.) (Stanley Braggs, Richard Townsend, Lamar Pickett, Marvin Edmonds), 1975.

:41.7 (MT) by East St. Louis (Lincoln) (Juan Brooks, Michael Hill, Darwin Rencher, Earl McKinney), 1983 (Prelims).

Event Data

	Class A	Class AA	
Total Qualifiers	36	40	:43.2
Total Regular Qualifiers	32	32	:43.4
Total Extra Qualifiers	4	8	:43.8
			:43.9
			:44.0
			:44.0
			:44.0
			:44.0
			:44.2
			:44.2
			:44.2
			:44.2
			:44.3
			:44.3
			:44.3
			:44.4
			:44.4
			:44.4
			:44.4
			:44.4
			:44.4
			:44.5
			:44.5

Class A Sectional Bests

Madison	:41.7
Trenton (Wesclin)	:41.8
St. Anne	:42.0
Lewistown	:42.1
Normal (University)	:42.1
Cairo	:42.2
Melrose Park (Walther Lutheran)	:42.2
Geneva	:42.2
Taylor Ridge (Rockridge)	:42.2
Heyworth	:42.3
Monmouth (H.S.)	:42.3
Morrison	:42.4
Yorkville	:42.5
Metropolis (Massac Co.)	:42.6
Knoxville	:42.6
Peru (St. Bede)	:42.7
Spring Valley (Hall)	:42.7
Georgetown (G.-Ridge Farm)	:42.8
Carlinville	:42.8
Clinton	

Class AA Sectional Bests

Rock Island (H.S.)	
East Moline (United)	
Hillside (Proviso West)	
Waukegan (West)	
Maywood (Proviso East)	
Chicago Hts. (Bloom Trail)	
South Holland (Thorntwood)	
Chicago (Mendel Cath.)	
East St. Louis (Sr.)	
Kankakee (Sr.)	
Chicago (Julian)	
Olympia Fields (Rich Central)	
Downers Grove (South)	
Danville (H.S.)	
North Chicago	
Rockford (East)	
Waukegan (East)	
Aurora (West)	
Joliet (West)	

HEAT NO. 1

Lane	School	Place	Time
1	St. Joseph (S.J.-Ogden)	45.0	
2	White Hall (North Greene)		
3	Knoxville		
4	Geneva		
5	Madison		
6	Taylor Ridge (Rockridge)		
7	Metropolis (Massac Co.)		
8	Galena		
9	Buda (Western)		

HEAT NO. 2

Lane	School	Place	Time
1	Casey (C.-Westfield)		
2	Herschler		
3	Peru (St. Bede)		
4	Melrose Park (Walther Lutheran)		
5	Trenton (Wesclin)		
6	Heyworth		
7	Georgetown (G.-Ridge Farm)		
8	Dwight		
9	Rochester		

HEAT NO. 3

Lane	School	Place	Time
1	Elgin (St. Edward)		
2	Eureka		
3	Spring Valley (Hall)		
4	Cairo		
5	St. Anne		
6	Monmouth (H.S.)		
7	Clinton		
8	Chicago (Providence-St. Mel)		
9	Shelbyville		

HEAT NO. 4

Lane	School	Place	Time
1	Shabbona		
2	Kankakee (Bishop McNamara)		
3	Yorkville		
4	Normal (University)		
5	Lewistown		
6	Morrison		
7	Carlinville		
8	Princeville		
9	Hillsboro		



Boys Class AA Competitors By Heat

(Boys Class AA Competitors Wear Numbers on Red or White)

(Note: Top 9 times qualify for finals.)

HEAT NO. 1

Lane	School	Place	Time
1	Rantoul	_____	_____
2	Zion (Z.-Benton)	_____	_____
3	Chicago (Julian)	_____	_____
4	Rock Island (H.S.)	_____	_____
5	Chicago Hts. (Bloom Trail)	_____	_____
6	Rockford (East)	_____	_____
7	Bensenville (Fenton)	_____	_____
8	Mascoutah	_____	_____

HEAT NO. 2

Lane	School	Place	Time
1	Morris	_____	_____
2	Glenview (Glenbrook South)	_____	_____
3	Downers Grove (South)	_____	_____
4	South Holland (Thornwood)	_____	_____
5	East Moline (United)	_____	_____
6	Waukegan (East)	_____	_____
7	Wheeling	_____	_____
8	Freeport (H.S.)	_____	_____

HEAT NO. 3

Lane	School	Place	Time
1	Chicago (Englewood)	_____	_____
2	Mt. Vernon	_____	_____
3	Olympia Fields (Rich Central)	_____	_____
4	Hillside (Proviso West)	_____	_____
5	Chicago (Mendel Catholic)	_____	_____
6	Aurora (West)	_____	_____
7	Glen Ellyn (Glenbard West)	_____	_____
8	Evanston (Twp.)	_____	_____

HEAT NO. 4

Lane	School	Place	Time
1	Elmhurst (York)	_____	_____
2	Blue Island (Eisenhower)	_____	_____
3	Danville (H.S.)	_____	_____
4	East St. Louis (Sr.)	_____	_____
5	Waukegan (West)	_____	_____
6	Joliet (West)	_____	_____
7	Algonquin (Jacobs)	_____	_____
8	Chicago (Tilden)	_____	_____

HEAT NO. 5

Lane	School	Place	Time
1	Macomb	_____	_____
2	Alton (Sr.)	_____	_____
3	North Chicago	_____	_____
4	Maywood (Proviso East)	_____	_____
5	Kankakee (Sr.)	_____	_____
6	Springfield (Southeast)	_____	_____
7	Harvey (Thornton)	_____	_____
8	Chicago (Lane)	_____	_____

Boys State Track Meet Team Data

Class A Team Champions

Year	Champion	Coach	Pts.
1975	Maple Park (Kaneland)	Bruce Peterson	34
1976	Granville (Putnam Co.)	Jim Davis	23
1977	Maple Park (Kaneland)	Bruce Peterson	54
1978	Robinson	Tony Cork	35
1979	Chicago (Luther South)	Norm Meier	42
1980	Chicago (Luther South)	Norm Meier	32
1981	Chicago (Leo)	John O'Keefe	46
1982	St. Anne	Mike Rebello	52
1983	Cairo	Jim West	45
1984	Melrose Park (Walther Lutheran)	Stan Reddel	52
1985	Cairo	Jim West	54
1986	Chicago (Luther South)	Oscar Kieschnick	48
1987	Pontiac	Chuck Lucas	56

Class AA Team Champions

Year	Champion	Coach	Pts.
1975	East St. Louis (Sr.)	Jimmy Lewis	29
1976	East St. Louis (Sr.)	Jimmy Lewis	30
1977	East St. Louis (Sr.) Chicago Hts. (Bloom)	Jimmy Lewis Lonnell Poole	46 46
1978	East St. Louis (Sr.)	Jimmy Lewis	37
1979	Evanston (Twp.)	Willie May	51
1980	Maywood (Proviso East) Waukegan (East)	Chuck Farinella Marvin Arrington	40 40
1981	East St. Louis (Lincoln)	Arthur Marshall	67
1982	East St. Louis (Lincoln)	Arthur Marshall	77
1983	East St. Louis (Lincoln)	Arthur Marshall	49
1984	East St. Louis (Lincoln)	Arthur Marshall	49
1985	East St. Louis (Sr.)	Gordon Schoby	40
1986	North Chicago	Amos Jones	39
1987	Oak Park (O.P.-River Forest)	Glen Cothorn	43

Boys Class A Competitors By Section

(Boys Class A Competitors Wear Numbers on Green)

(Note: Finals only to be run on Saturday.)



3200-METER RUN

How To Score The Finals

Final Place	1st	2nd	3rd	4th	5th	6th	7th	8th
Team Points	10	8	6	5	4	3	2	1

Key: National Records may be set in any meet in which four or more teams compete, and the timing follows National Federation rules. IHSA Records are the state records and may be set only at the state final meet (prelims or finals). Class A Records are for the small schools only and set only at the state final. Class AA Records are for the large schools only and set only at the state final. FAT = fully automatic timing. MT = manual timing. All-time State of Illinois Bests may be set at any time by a student in any competition from the date the student begins high school until July 1 of the summer following the student's senior year.

3200-Meter Run Records

NAT'L—8:41.5 by Steve Prefontaine, Coos Bay (Marshfield), OR, 1969.

IHSA—8:42.6 (MT) by Craig Virgin, Lebanon, 1973.

Class A—9:10.86 (FAT) by Troy Maddux, Streator (Woodland), 1985 (Finals) (9:10.7 MT).

Class AA—8:51.9 (MT) by Tom Graves, Orland Park (Sandburg), 1977 (Finals).

Event Data

	Class A	Class AA
Total Qualifiers	32	33
Total Regular Qualifiers	32	32
Total Extra Qualifiers	0	1

Class A Sectional Bests

9:39.0	John Erickson (Jr.) Eureka
9:41.5	Eric Detmer (Jr.) Breese (Mater Dei)
9:41.7	Larry O'Neal (Sr.) Heyworth
9:42.2	Ken Greenfield (Sr.) Elmhurst (Timothy Christ)
9:42.8	Josh Favus (Sr.) Normal (University)
9:44.1	Roger Rivera (Sr.) Mason City
9:51.2	Scott Maddux (Sr.) Streator (Woodland)
9:52.2	Dan Schiller (So.) Avon
9:53.6	Jared Benesh (Sr.) Yorkville
9:56.6	Mike Hillyard (Sr.) Norris City (N.C.-Omaha-Enfield)
10:00.3	John Eggenberger (So.) Herscher
10:00.7	Brad Mitchell (Sr.) Seneca
10:05.0	Shane Stryker (Jr.) Sparta
10:06.7	David Lewis (So.) Fairfield
10:07.3	Bob Love (Sr.) Watseka
10:08.3	Mike Stier (Sr.) Petersburg (Porta)
10:08.4	Troy Crady (Jr.) Prophetstown
10:08.9	Brian Towell (Sr.) Westville
10:09.8	Norman Clair (Jr.) Lena (L.-Winslow)
10:10.6	Charley Grundstrom (Sr.) Joy (Westmer)

Class AA Sectional Bests

9:15.4	Andy Homoly (Sr.) Orland Park (Sandburg)
9:21.4	Todd Lopeman (Sr.) Pontiac
9:25.2	Mark Scheirer (Sr.) Metamora
9:25.5	Brian Perry (Jr.) Rockford (Guilford)
9:26.4	Sam Stephens (Sr.) Belvidere
9:30.0	Nick Schwartz (Sr.) Centralia
9:30.0	Corey Howard (Sr.) Rockford (East)
9:30.6	Mike O'Hara (Sr.) Lombard (Montini)
9:30.7	Michael Callahan (Sr.) Midlothian (Bremen)
9:30.8	Mike Straza (Sr.) Bloomington (H.S.)
9:32.7	Todd Lytle (Sr.) Hoffman Estates (Conant)
9:34.2	Dave Breede (Jr.) Lombard (Glenbard East)
9:35.5	Eric Selvik (Sr.) Barrington
9:37.6	Scott Witowski (So.) Niles (Notre Dame)
9:37.7	Matt Shull (Sr.) Elmhurst (York)
9:40.4	Al Kabat (So.) Elmhurst (York)
9:41.9	Ray Carter (Fr.) Centralia
9:42.3	Mario Vesey (Jr.) Rock Island (H.S.)
9:42.4	Dave Heppner (Sr.) Chicago (St. Ignatius)
9:42.9	Jeff Reed (Sr.) Lockport (Twp.)

Alley	No.	Competitor, School	Place	Time
1-1	321	John Erickson (Jr) Eureka	_____	_____
1-2	82	Josh Favus (Sr) Normal (University)	_____	_____
1-3	532	Jared Benesh (Sr) Yorkville	_____	_____
1-4	434	Rich Vernon (Jr) Maple Park (Kaneland)	_____	_____
1-5	690	Scott Williamson (Jr) West Chicago (Wheaton Christian)	_____	_____
1-6	413	Brian Towell (Sr) Westville	_____	_____
1-7	2	Chris Votta (Fr) Coal City	_____	_____
2-1	587	Eric Detmer (Jr) Breese (Mater Dei)	_____	_____
2-2	342	Roger Rivera (Sr) Mason City	_____	_____
2-3	585	Mike Hillyard (Sr) Norris City (N.C.-Omaha-Enfield)	_____	_____
2-4	717	Phil Bower (Sr) Lewistown	_____	_____
2-5	302	Doug Light (Sr) Toledo (Cumberland)	_____	_____
2-6	145	Troy Crady (Jr) Prophetstown	_____	_____
2-7	809	Darren Voth (Sr) Payson (Seymour)	_____	_____
3-1	64	Larry O'Neal (Sr) Heyworth	_____	_____
3-2	38	Scott Maddux (Sr) Streator (Woodland)	_____	_____
3-3	177	John Eggenberger (So) Herscher	_____	_____
3-4	375	Jeff Trask (So) Fithian (Oakwood)	_____	_____
3-5	220	Charley Grundstrom (Sr) Joy (Westmer)	_____	_____
3-6	775	Mike Stier (Sr) Petersburg (Porta)	_____	_____
3-7	754	Matt Rinker (So) Litchfield	_____	_____
3-8	435	Jim Hannon (Sr) Maple Park (Kaneland)	_____	_____
4-1	665	Ken Greenfield (Sr) Elmhurst (Timothy Christian)	_____	_____
4-2	694	Dan Schifler (So) Avon	_____	_____
4-3	509	Brad Mitchell (Sr) Seneca	_____	_____
4-4	637	Shane Stryker (Jr) Sparta	_____	_____
4-5	567	David Lewis (So) Fairfield	_____	_____
4-6	810	Jed Brown (Fr) Piasa (Southwestern)	_____	_____
4-7	284	Mike Denton (Sr) Robinson	_____	_____
4-8	229	Jerome Reyes (Fr) Rock Island (Alleman)	_____	_____
4-9	126	Norman Clair (Jr) Lena (L.-Winslow)	_____	_____
4-10	193	Bob Love (Sr) Watseka	_____	_____



Boys Class AA Competitors By Section


(Boys Class AA Competitors Wear Numbers on Red or White)

(Note: Finals only to be run on Saturday.)

Alley	No.	Competitor, School	Place	Time	Alley	No.	Competitor, School	Place	Time
1-1	168	Andy Homoly (Sr) Orland Park (Sandburg)	---	---	3-1	252	Mark Scheirer (Sr) Metamora	---	---
1-2	1	Sam Stephens (Sr) Belvidere	---	---	3-2	40	Corey Howard (Sr) Rockford (East)	---	---
1-3	155	Michael Callahan (Sr) Midlothian (Bremen)	---	---	3-3	671	Todd Lytle (Sr) Hoffman Estates (Conant)	---	---
1-4	960	Chris Chambers (Jr) Chicago (Menden Catholic)	---	---	3-4	815	Scott Witowski (So) Niles (Notre Dame)	---	---
1-5	602	Jeff Reed (Sr) Lockport (Twp.)	---	---	3-5	299	Mario Vesey (Jr) Rock Island (H.S.)	---	---
1-6	524	Al Kabat (So) Elmhurst (York)	---	---	3-6	363	Derron Bishop (Jr) Canton	---	---
1-7	893	Phil Kopinski (Jr) Chicago (Lane)	---	---	3-7	922	Jose Rico (Sr) Chicago (Young)	---	---
1-8	713	Mike Pakosta (Jr) Libertyville	---	---	3-8	985	Kurt Wesselhoff (Sr) Harvey (Thornton)	---	---
2-1	217	Todd Lopeman (Sr) Pontiac	---	---	4-1	46	Brian Perry (Jr) Rockford (Guilford)	---	---
2-2	67	Nick Schwartz (Sr) Centralia	---	---	4-2	453	Mike O'Hara (Sr) Lombard (Montini)	---	---
2-3	180	Mike Straza (Sr) Bloomington (H.S.)	---	---	4-3	451	Dave Breede (Jr) Lombard (Glenbard East)	---	---
2-4	373	Dan Simpson (Sr) Morton	---	---	4-4	660	Eric Selvik (Sr) Barrington	---	---
2-5	783	Dave Heppner (Sr) Chicago (St. Ignatius)	---	---	4-5	68	Ray Carter (Fr) Centralia	---	---
2-6	523	Matt Shull (Sr) Elmhurst (York)	---	---	4-6	894	Bral Spight (Jr) Chicago (Lane)	---	---
2-7	866	Somola Ambakisye (Jr) Chicago (Hyde Park)	---	---	4-7	325	Wally Gregory (Fr) Bethalto (Civic Memorial)	---	---
2-8	730	T. R. Jenkins (Sr) Prairie View (Stevenson)	---	---	4-8	333	Lonnie Lucas (Jr) East St. Louis (Lincoln)	---	---
					4-9	636	Ben Wolf (Sr) Oswego	---	---

Charting Boys State Final Qualifiers

School Year	Class A		Class AA				State Grand Totals		
	Schools Assigned	Schools Advancing	Total Boys	Schools Assigned	Schools Advancing	Total Boys	Schools Assigned	Schools Advancing	Total Boys
1978	370	198	605	322	203	842	692	401	1447
1979	366	208	652	323	209	914	689	417	1566
1980	374	209	675	316	195	856	680	394	1541
1981	378	210	670	313	211	910	691	421	1580
1982	373	209	665	304	204	876	677	513	1241
1983	363	206	713	309	206	955	672	412	1668
1984	348	207	674	305	199	894	653	406	1568
1985	350	201	676	303	201	834	653	402	1510
1986	346	217	724	301	192	855	647	409	1579
1987	339	202	678	303	184	782	642	386	1460
1988	335	215	827	301	201	1001	636	416	1828



Boys Class A Competitors By Heat

(Boys Class A Competitors Wear Numbers on Green)

(Note: Top 6 places each heat qualify for semifinals.)

(Note: Top 3 places each semifinal heat qualify for finals.)

110-METER HIGH HURDLES

How To Score The Finals							
Final Place	1st	2nd	3rd	4th	5th	6th	7th 8th
Team Points	10	8	6	5	4	3	2 1

Key: National Records may be set in any meet in which four or more teams compete, and the timing follows National Federation rules. IHSA Records are the state records and may be set only at the state final meet (prelims or finals). Class A Records are for the small schools only and set only at the state final. Class AA Records are for the large schools only and set only at the state final. FAT = fully automatic timing, MT = manual timing. All-time State of Illinois Bests may be set at any time by a student in any competition from the date the student begins high school until July 1 of the summer following the student's senior year.

110-Meter High Hurdle Records

NAT'L—:12.9 by Renaldo Nehemiah, Scotch Plains (Fanwood), NJ, 1977.

IHSA—:13.9 (MT) by Derek Cole, Chicago Hts. (Bloom), 1981 (Finals).

Class A—:14.5 (MT) by Randy Klatt, Rochester, 1980 (Finals).

:14.5 (MT) by John McCarthy, Buffalo (Tri-City), 1982 (Semis).

:14.5 (MT) by Curt Reed, McLeansboro, 1983 (Prelims).

Class AA—:13.9 (MT) by Derek Cole, Chicago Hts. (Bloom), 1981 (Finals).

Event Data

	Class A	Class AA
Total Qualifiers	32	44
Total Regular Qualifiers	32	32
Total Extra Qualifiers	0	11

Class AA Sectional Bests

- :13.9 Armond LeCrone (Sr.) Downers Grove (South)
- :14.0 Britt King (Jr.) Flossmoor (Homewood-F.)
- :14.0 Jamal Carson (Sr.) Tinley Park (H.S.)
- :14.1 Johnny Westbrook (Sr.) Dolton (Thorndridge)
- :14.2 Steve Jones (Sr.) Evanston (Twp.)
- :14.2 Tim Johnson (Jr.) Blue Island (Eisenhower)
- :14.3 Winston Reid (Jr.) South Holland (Thorndwood)
- :14.4 Terry Winston (So.) Alton (Sr.)
- :14.4 Bart Smith (Sr.) Naperville (North)
- :14.4 Kenio Johnson (Jr.) East St. Louis (Sr.)
- :14.5 John Whaley (Sr.) Rantoul
- :14.5 Loren Common (Jr.) Rockford (East)
- :14.5 Brian Lantman (Sr.) Morton
- :14.5 Phil Sykes (Sr.) Marion (H.S.)
- :14.5 Brian Morse (Sr.) Bartonville (Limestone)
- :14.5 Jim Noble (Sr.) Chicago (Gordon Tech)
- :14.5 Matt Klemp (Sr.) New Lenox (Lincoln-Way)
- :14.5 Maurice Mitchell (Jr.) Chicago (Marist)
- :14.6 George Poorman (Sr.) Palatine (Fremd)
- :14.6 Steve Ellis (Sr.) Chicago (Austin)
- :14.6 Omar Saucier (Sr.) Chicago Hts. (Bloom)
- :14.6 Yonel Jourdan (Jr.) Evanston (Twp.)

Class A Sectional Bests

- :14.5 Chauncy Williams (Jr.) St. Anne
- :14.7 Jose Gonzalez (Sr.) Kankakee (McNamara)
- :14.8 Dan DeBacker (Sr.) Taylor Ridge (Rockridge)
- :14.9 Dave Pringle (Jr.) Abingdon
- :14.9 Wes Greenwood (Sr.) Flora
- :14.9 Nate Baker (Sr.) Aledo
- :15.0 Harry Strong (Sr.) Melrose Park (Walther Luth.)
- :15.1 Dennis Beurskins (Sr.) Normal (University)
- :15.2 Mick Ingram (Sr.) Rossville (R.-Alvin)
- :15.2 Scott Lettow (Sr.) Maple Park (Kaneland)
- :15.2 Travis Smith (Sr.) Dakota
- :15.2 Ed Lach (Sr.) Peru (St. Bede)
- :15.2 Joe Cerny (Sr.) Red Bud
- :15.2 Kevin Swann (Sr.) Aurora (Central Catholic)
- :15.3 Eric Ruble (Jr.) Pittsfield
- :15.4 John Marquis (Sr.) Stanford (Olympia)
- :15.4 Edwin Gregory (Sr.) Chicago (St. Benedict)
- :15.4 Paul McDonald (Jr.) Byron
- :15.5 Bruce Bennett (Jr.) St. Joseph (S.J.-Ogden)
- :15.6 T.J. Wheeler (So.) Christopher
- :15.6 Alan Willingham (Sr.) Sparta

HEAT NO. 1

Lane	No.	Competitor, School	Place	Time
1	13	Brian Parkhouse (Sr.) El Paso	—	—
2	659	Edwin Gregory (Sr.) Chicago (St. Benedict)	—	—
3	436	Scott Lettow (Sr.) Maple Park (Kaneland)	—	—
4	187	Chauncy Williams (Jr.) St. Anne	—	—
5	77	Dennis Beurskins (Sr.) Normal (University)	—	—
6	92	Paul McDonald (Jr.) Byron	—	—
7	638	Alan Willingham (Sr.) Sparta	—	—
8	555	Steve Sizemore (Sr.) Carterville	—	—

HEAT NO. 2

Lane	No.	Competitor, School	Place	Time
1	735	Lewis Moore (Jr.) Sciota (Northwestern)	—	—
2	87	John Marquis (Sr.) Stanford (Olympia)	—	—
3	179	Mick Ingram (Sr.) Rossville (R.-Alvin)	—	—
4	22	Jose Gonzalez (Sr.) Kankakee (Bishop McIlamara)	—	—
5	679	Harry Strong (Sr.) Melrose Park (Walther Lutheran)	—	—
6	812	Eric Ruble (Jr.) Pittsfield	—	—
7	364	Matt Monahan (Sr.) Arcola	—	—
8	767	Robbie Merrifield (Sr.) Pana	—	—

HEAT NO. 3

Lane	No.	Competitor, School	Place	Time
1	316	Derek Darnall (Jr.) Eureka	—	—
2	397	Bruce Bennett (Jr.) St. Joseph (S.J.-Ogden)	—	15.3 / 15.2
3	93	Travis Smith (Sr.) Dakota	—	—
4	246	Dan DeBacker (Sr.) Taylor Ridge (Rockridge)	—	—
5	693	Dave Pringle (Jr.) Abingdon	—	—
6	461	Kevin Swann (Sr.) Aurora (Central Catholic)	—	—
7	285	Tim Roth (Sr.) Robinson	—	—
8	742	Brad Sims (Sr.) Assumption	—	—

HEAT NO. 4

Lane	No.	Competitor, School	Place	Time	Lane	School	Place	Time
1	450	Jeff Killam (Sr.) Rockford (Christian Life)	_____	_____	5	268 Wes Greenwood (Sr.) Flora	_____	_____
2	559	T. J. Wheeler (So.) Christopher	_____	_____	6	634 Joe Cerny (Sr.) Red Bud	_____	_____
3	488	Ed Lach (Sr.) Peru (St. Bede)	_____	_____	7	313 Keith LaFollet (Jr.) Elmwood	_____	_____
4	209	Nate Baker (Sr.) Aledo	_____	_____	8	825 Gerald Monroe (Jr.) White Hall (North Greene)	_____	_____



Boys Class AA Competitors By Heat

(Boys Class AA Competitors Wear Numbers on Red or White)

(Note: Top 5 places each heat qualify for semifinals.)

(Note: Top 3 places each semifinal heat qualify for finals.)

HEAT NO. 1

Lane	No.	Competitor, School	Place	Time
1	650	John Bookout (Sr.) Arlington Hts. (Hersey)	_____	_____
2	967	Bradford Stevens (Jr.) Chicago (Mendel Catholic)	_____	_____
3	845	Steve Ellis (Sr.) Chicago (Austin)	_____	_____
4	351	Kenio Johnson (Jr.) East St. Louis (Sr.)	_____	_____
5	510	Armond LeCrone (Sr.) Downers Grove (South)	_____	_____
6	226	John Whaley (Sr.) Rantoul	_____	_____
7	112	Omar Saucier (Sr.) Chicago Hts. (Bloom)	_____	_____
8	946	Marcus Brown (Sr.) Chicago (DeLaSalle)	_____	_____
9	486	Chuck Thompson (Sr.) Wheaton (North)	_____	_____

HEAT NO. 2

Lane	No.	Competitor, School	Place	Time
1	62	Warren Stark (Jr.) Benton	_____	_____
2	413	Mike Taylor (Jr.) Springfield (Southeast)	_____	_____
3	950	Maurice Mitchell (Jr.) Chicago (Marist)	_____	_____
4	633	Bart Smith (Sr.) Naperville (North)	_____	_____
5	174	Jamal Carson (Sr.) Tinley Park (H.S.)	_____	_____
6	34	Loren Common (Jr.) Rockford (East)	_____	_____
7	795	Yonel Jourdian (Jr.) Evanston (Twp.)	_____	_____
8	568	Phil Martin (Sr.) Summit (Argo)	_____	_____
9	923	Tony Clomax (Sr.) Chicago (Young)	_____	_____

HEAT NO. 3


Lane	No.	Competitor, School	Place	Time
1	428	Gary Provenzano (Jr.) Bensenville (Fenton)	_____	_____
2	733	Laphonso Woods (Sr.) Round Lake	_____	_____
3	683	George Poorman (Sr.) Palatine (Fremd)	_____	_____
4	995	Winston Reid (Jr.) South Holland (Thornwood)	_____	_____
5	143	Britt King (Jr.) Flossmoor (Homewood-F.)	_____	_____
6	374	Brian Lantman (Sr.) Morton	_____	_____
7	231	Luke Dixon (Sr.) Dixon	_____	_____
8	334	Mario Wayne (Sr.) East St. Louis (Lincoln)	_____	_____
9	15	Ed Alderman (Jr.) Freeport (H.S.)	_____	_____

HEAT NO. 4

Lane	No.	Competitor, School	Place	Time
1	245	Mike Barnett (Sr.) East Moline (United)	_____	_____
2	201	Eric Bond (Jr.) Decatur (MacArthur)	_____	_____
3	772	Jim Noble (Sr.) Chicago (Gordon Tech)	_____	_____
4	304	Terry Winston (So.) Alton (Sr.)	_____	_____
5	975	Johnny Westbrook (Sr.) Dolton (Thornridge)	_____	_____
6	81	Phil Sykes (Sr.) Marion (H.S.)	_____	_____
7	765	Andre Nicholson (Sr.) Zion (Z.-Benton)	_____	_____
8	491	Dan Roll (Sr.) Cicero-Berwyn (Morton)	_____	_____
9	912	Antone Delaine (Sr.) Chicago (Steinmetz)	_____	_____

HEAT NO. 5

Lane	No.	Competitor, School	Place	Time	Lane	School	Place	Time
1	867	Okanta Jackson (Sr.) Chicago (Hyde Park)	_____	_____	5	793 Steve Jones (Sr.) Evanston (Twp.)	_____	_____
2	525	Bob Howarth (Sr.) Elmhurst (York)	_____	_____	6	360 Brian Morse (Sr.) Bartonville (Limestone)	_____	_____
3	634	Matt Klomp (Sr.) New Lenox (Lincoln-Way)	_____	_____	7	202 Shaunn Smith (Jr.) Decatur (MacArthur)	_____	_____
4	931	Tim Johnson (Jr.) Blue Island (Eisenhower)	_____	_____	8	996 Jamal Page (Sr.) South Holland (Thornwood)	_____	_____



100-METER DASH

How To Score The Finals							
Final Place	1st	2nd	3rd	4th	5th	6th	7th 8th
Team Points	10	8	6	5	4	3	2 1

Key: National Records may be set in any meet in which four or more teams compete, and the timing follows National Federation rules. IHSA Records are the state records and may be set only at the state final meet (prelims or finals). Class A Records are for the small schools only and set only at the state final. Class AA Records are for the large schools only and set only at the state final. FAT = fully automatic timing. MT = manual timing. All-time State of Illinois Bests may be set at any time by a student in any competition from the date the student begins high school until July 1 of the summer following the student's senior year.

100-Meter Dash Records

NAT'L—:10.18 (FAT) by Roy Martin, Dallas (Roosevelt), TX, 1985.

:10.1 (MT) by Derrick Florence, Galveston (Ball), TX, 1986.

IHSA—:10.37 (FAT) by Steve Thomas, Chicago (Kenwood), 1986 (Finals).

Class A—:10.5 (MT) by Rodney Harris, Chicago (Providence-St. Mel), 1984 (Finals).

Class AA—:10.37 (FAT) by Steve Thomas, Chicago (Kenwood), 1986 (Finals).

Event Data

	Class A	Class AA
Total Qualifiers	34	42
Total Regular Qualifiers	32	32
Total Extra Qualifiers	2	9

Class A Sectional Bests

- :10.8 Tom Wells (Sr.) Dwight
- :10.8 Lubeech Graves (So.) Cairo
- :10.8 Mark Neal (So.) Metropolis (Massac Co.)
- :10.9 Eric Baugh (Sr.) Melrose Park (Walthe Luth.)
- :10.9 Mark McClain (So.) Freeport (Aquin)
- :10.9 Drake Ephron (So.) Greenville
- :11.0 Jermal Miller (Sr.) St. Anne
- :11.0 Wouah Bouyue (Sr.) Chicago (St. Benedict)
- :11.0 Ian Smith (Sr.) Madison
- :11.0 Darin Hodge (Sr.) Cairo
- :11.1 George Palmer (So.) Monticello
- :11.1 Mark Henson (So.) White Hall (North Greene)
- :11.1 Tim Anderson (Sr.) Westville
- :11.2 Steve Hedges (Sr.) Macon
- :11.2 Bobby Shumaker (Sr.) Lewistown
- :11.2 Mark Oertwig (Sr.) Vandalia
- :11.2 David Zimmerman (Sr.) Hillsboro
- :11.2 Neal Sherbeyn (Sr.) Atkinson

Class AA Sectional Bests

- :10.4 Mike Wheatley (So.) Harvey (Thornton)
- :10.4 DeVaughn Benion (Sr.) Westchester (St. Joseph)
- :10.5 Tim Newsome (So.) Rock Island (H.S.)
- :10.5 Steve Kelly (Sr.) Joliet (West)
- :10.5 Karsten Edwards (Sr.) Aurora (West)
- :10.6 Chris Palmer (Sr.) East Moline (United)
- :10.6 Wilson Pierce (Sr.) South Holland (Thornwood)
- :10.6 Corey Braddock (Sr.) Maywood (Proviso East)
- :10.6 Wes Wright (Sr.) Downers Grove (South)
- :10.7 Kenny Robinson (Sr.) East St. Louis (Sr.)
- :10.7 Greg Manabat (Sr.) Pontiac
- :10.7 James Burton (Sr.) Chicago (Julian)
- :10.7 Demetrius Cobbs (So.) Kankakee (Sr.)
- :10.7 Butch Slater (Sr.) Springfield (Griffin)
- :10.7 Mario McDonald (So.) Waukegan (West)
- :10.7 Tyrone Perry (Sr.) Belleville (East)
- :10.7 Dwight Gunn (Sr.) Chicago (Lane)
- :10.7 Jason Cook (Sr.) Jacksonville (H.S.)
- :10.7 Eric Benson (So.) Blue Island (Eisenhower)
- :10.7 Anthony Kerby (So.) East St. Louis (Sr.)
- :10.7 Michael Bates (Sr.) Hillside (Proviso West)
- :10.7 DuWayne Wright (So.) Downers Grove (South)
- :10.7 Tony Catchings (Sr.) Maywood (Proviso East)

Boys Class A Competitors By Heat

(Boys Class A Competitors Wear Numbers on Green)

(Note: Top 6 places each heat qualify for semifinals.)

(Note: Top 3 places each semifinal heat qualify for finals.)

HEAT NO. 1

Lane	No.	Competitor, School	Place	Time
1	339	Chad Anderson (Jr.) Farmington	_____	_____
2	94	Brent Johnson (Sr.) Dakota	_____	_____
3	714	Bobby Shumaker (Jr.) Lewistown	_____	_____
4	660	Wouah Bouyue (Sr.) Chicago (St. Benedict)	_____	_____
5	6	Tom Wells (Sr.) Dwight	_____	_____
6	544	Darin Hodge (Sr.) Cairo	_____	_____
7	304	Mark Oertwig (Jr.) Vandalia	_____	_____
8	472	Jim Klein (So.) Geneva	_____	_____
9	415	Bill Altman (So.) Burlington (Central)	_____	_____

HEAT NO. 2

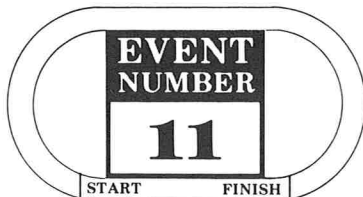
Lane	No.	Competitor, School	Place	Time
1	306	Rob Asbell (Jr.) Brimfield	_____	_____
2	724	Darlwyn Williams (Jr.) Monmouth (H.S.)	_____	_____
3	69	Steve Hedges (Jr.) Macon	_____	_____
4	183	Jermal Miller (Jr.) St. Anne	_____	_____
5	547	Lubeech Graves (So.) Cairo	_____	_____
6	619	Ian Smith (Jr.) Madison	_____	_____
7	748	David Zimmerman (Jr.) Hillsboro	_____	_____
8	783	Joe Fisher (Sr.) Rochester	_____	_____
9	447	Dave Kirchoff (So.) Marengo	_____	_____

HEAT NO. 3

Lane	No.	Competitor, School	Place	Time
1	305	Dan Nieves (Sr.) Windsor	_____	_____
2	184	Lawrence Williams (Sr.) St. Anne	_____	_____
3	414	Tim Anderson (Sr.) Westville	_____	_____
4	612	Drake Ephron (So.) Greenville	_____	_____
5	573	Mark Neal (So.) Metropolis (Massac Co.)	_____	_____
6			_____	_____
7	211	Neal Sherbeyn (Jr.) Atkinson	_____	_____
8	206	Evan Anderson (Jr.) Aledo	_____	_____

HEAT NO. 4

Lane	No.	Competitor, School	Place	Time	Lane	No.	Competitor, School	Place	Time
1	806	Brent Aydt (Sr.) Gillespie	_____	_____	5	678	Eric Baugh (Sr.) Melrose Park (Walther Lutheran)	_____	_____
2	79	Jamie Chevalier (Sr.) Normal (University)	_____	_____	6	386	George Palmer (So.) Monticello	_____	_____
3	821	Mark Henson (So.) White Hall (North Greene)	_____	_____	7	531	Robert Vaughn (Jr.) Yorkville	_____	_____
4	110	Mark McClain (So.) Freeport (Aquin)	_____	_____	8	5	Dave Bunting (Jr.) Dwight	_____	_____



Boys Class AA Competitors By Heat

(Boys Class AA Competitors Wear Numbers on Red or White)

(Note: Top 5 places each heat qualify for semifinals.)

(Note: Top 3 places each semifinal heat qualify for finals.)

HEAT NO. 1

Lane	No.	Competitor, School	Place	Time	Lane	No.	Competitor, School	Place	Time
1	874	Corey Holloway (Jr.) Chicago (Englewood)	_____	_____	1	477	Darryl Hicks (Sr.) Villa Park (Willowbrook)	_____	_____
2	569	Fred Haynes (Sr.) Summit (Argo)	_____	_____	2	641	Tyrone Culbert (Jr.) Romeoville	_____	_____
3	365	Jason Cook (Sr.) Jacksonville (H.S.)	_____	_____	3	353	Anthony Kerby (So.) East St. Louis (Sr.)	_____	_____
4	347	Kenny Robinson (Sr.) East St. Louis (Sr.)	_____	_____	4	550	Corey Braddock (Jr.) Maywood (Proviso East)	_____	_____
5	570	DeVaughn Benion (Sr.) Westchester (St. Joseph)	_____	_____	5	296	Tim Newsome (So.) Rock Island (H.S.)	_____	_____
6	218	Greg Manabat (Sr.) Pontiac	_____	_____	6	145	Demetrius Cobbs (So.) Kankakee (Sr.)	_____	_____
7	745	Mario McDonald (So.) Waukegan (West)	_____	_____	7	509	DuWayne Wright (So.) Downers Grove (South)	_____	_____
8	697	Dean O'Brien (Jr.) Wheeling	_____	_____	8	775	Rob Bania (Jr.) Chicago (Gordon Tech)	_____	_____
9	30	Brian Harper (Jr.) Rockford (East)	_____	_____					

HEAT NO. 3

HEAT NO. 2

Lane	No.	Competitor, School	Place	Time	Lane	No.	Competitor, School	Place	Time
1	908	Reginald Parks (Sr.) Chicago (Simeon)	_____	_____	1	97	Mike Young (Jr.) Mt. Vernon	_____	_____
2	726	Robert Vaughn (Sr.) North Chicago	_____	_____	2	737	Darryl Smith (Sr.) Waukegan (East)	_____	_____
3	315	Tyrone Perry (Jr.) Belleville (East)	_____	_____	3	892	Dwight Gunn (Sr.) Chicago (Lane)	_____	_____
4	512	West Wright (Sr.) Downers Grove (South)	_____	_____	4	993	Wilson Pierce (Sr.) South Holland (Thornwood)	_____	_____
5	981	Mike Wheatley (So.) Harvey (Thornton)	_____	_____	5	593	Steve Kelly (Sr.) Joliet (West)	_____	_____
6	880	James Burton (Sr.) Chicago (Julian)	_____	_____	6	555	Tony Catchings (Jr.) Maywood (Proviso East)	_____	_____
7	393	Butch Slater (Sr.) Springfield (Griffin)	_____	_____	7	228	Terry Johnson (Jr.) Urbana (H.S.)	_____	_____
8	653	Ed Hausser (Sr.) Arlington Hts. (St. Viator)	_____	_____	8	20	Mark Miller (Sr.) Rockford (Auburn)	_____	_____
9	792	Willie Floyd (So.) Evanston (Twp.)	_____	_____					

HEAT NO. 4

HEAT NO. 5

Lane	No.	Competitor, School	Place	Time	Lane	No.	Competitor, School	Place	Time
1	445	Jon Winebrenner (Jr.) Glen Ellyn (Glenbard West)	_____	_____	5	576	Karsten Edwards (Sr.) Aurora (West)	_____	_____
2	136	Jonathon Smith (Sr.) Crete (C.-Monee)	_____	_____	6	531	Michael Bates (Jr.) Hillside (Proviso West)	_____	_____
3	930	Eric Benson (So.) Blue Island (Eisenhower)	_____	_____	7	184	Keith Davis (Sr.) Champaign (Centennial)	_____	_____
4	240	Chris Palmer (Jr.) East Moline (United)	_____	_____	8	69	Reuben Hill (Sr.) Centralia	_____	_____

Boys Class A Competitors By Heat

(Boys Class A Competitors Wear Numbers on Green)

(Note: Top 12 times qualify for finals.)



800-METER RUN

How To Score The Finals

Final Place	1st	2nd	3rd	4th	5th	6th	7th	8th
Team Points	10	8	6	5	4	3	2	1

Key: National Records may be set in any meet in which four or more teams compete, and the timing follows National Federation rules. IHSA Records are the state records and may be set only at the state final meet (prelims or finals). Class A Records are for the small schools only and set only at the state final. Class AA Records are for the large schools only and set only at the state final. FAT = fully automatic timing. MT = manual timing. All-time State of Illinois Bests may be set at any time by a student in any competition from the date the student begins high school until July 1 of the summer following the student's senior year.

800-Meter Run Records

NAT'L—1:47.31 by Pete Richardson, Berkeley, CA, 1981.

IHSA—1:48.9 (MT) by Dave Ayoub, Peoria (H.S.), 1977 (Finals).

Class A—1:53.3 (MT) by Ron Ackerman, Maple Park (Kaneland), 1975.

Class AA—1:48.9 (MT) by Dave Ayoub, Peoria (H.S.), 1977 (Finals).

Event Data

	Class A	Class AA
Total Qualifiers	33	42
Total Regular Qualifiers	32	32
Total Extra Qualifiers	0	10

Class A Sectional Bests

1:53.7	Mitch Russell (Sr.) Carmi
1:56.2	Trent Morrell (Sr.) Sciota (Northwestern)
1:58.0	Brent Rankin (So.) Trenton (Wesclin)
1:58.3	Rich Moellering (Sr.) Chicago (Luther North)
1:58.6	Karl Lewis (Sr.) Forreston
1:59.0	Rob Carter (Sr.) Clinton
1:59.0	John Bigler (Sr.) Anna (A.-Jonesboro)
1:59.1	Doug Vickrey (So.) Kewanee (H.S.)
1:59.1	David Kruse (Jr.) Walnut
1:59.2	Matt Shane (Jr.) Princeville
1:59.3	Brett Ward (Jr.) Yorkville
1:59.3	Mason Brayman (Sr.) Aledo
1:59.5	Peter Bontekoe (Sr.) Palos Hts. (Chi. Christian)
1:59.6	Chawn Holinka (Sr.) Geneva
2:00.0	Kent Seaver (So.) Marengo
2:00.0	Wes Sears (Jr.) Eureka
2:00.0	Jamey Garner (Sr.) Chester
2:00.1	Jeff Maupin (Sr.) Herscher
2:00.2	Nate Jackson (Sr.) Toledo (Cumberland)
2:00.4	Chad Hertz (Sr.) Monticello

Class AA Sectional Bests

1:52.7	David Cairns (Sr.) Batavia
1:53.0	Aaron Rogers (Sr.) Chicago (C.-Vocational)
1:53.9	Marcus Glover (Sr.) Peoria (Manual)
1:54.1	Brian Ritchie (Sr.) Morton
1:54.5	Dan Markham (Sr.) Chicago (Brother Rice)
1:54.8	Jason West (Sr.) Palatine (Fremd)
1:54.9	Eric Muecke (Sr.) Palatine (H.S.)
1:54.9	Steve Phillips (Jr.) Hillside (Proviso West)
1:54.9	Eric Selburg (Jr.) Springfield (Lanphier)
1:55.0	Joe Roque (Sr.) Dolton (Thorndridge)
1:55.3	Gerald Loeding (Sr.) Park Ridge (Maine East)
1:55.3	David Stanko (Sr.) Oak Lawn (Community)
1:55.3	Edwin Alvarez (Sr.) Elk Grove Village (E.G.)
1:55.6	Faron Rushing (Sr.) Carbondale
1:55.7	Joe Easterhouse (Sr.) Burbank (Reavis)
1:55.8	Scott Jonsson (Jr.) Belvidere
1:55.9	Jon Bates (Sr.) Charleston
1:55.9	Mike Beebe (Sr.) Glen Ellyn (Glenbard South)
1:56.0	Shay Shepston (Sr.) Champaign (Central)
1:56.3	Blake Stepien (Sr.) St. Charles (H.S.)

HEAT NO. 1

Alley No.	Competitor, School	Place	Time
1-1 552	Mitch Russell (Sr.) Carmi	_____	_____
1-2 149	David Kruse (Jr.) Walnut	_____	_____
1-3 591	Jamey Garner (Sr.) Chester	_____	_____
1-4 721	Schawn Tallcott (Jr.) Mendon (Unity)	_____	_____
2-1 643	Brent Rankin (So.) Trenton (Wesclin)	_____	_____
2-2 527	Brett Ward (Jr.) Yorkville	_____	_____
2-3 303	Nate Jackson (Sr.) Toledo (Cumberland)	_____	_____
2-4 752	Charles Perry (Sr.) Jacksonville (Routt)	_____	_____
3-1 103	Karl Lewis (Sr.) Forreston	_____	_____
3-2 689	Peter Bontekoe (Sr.) Palos Hts. (Chicago Christian)	_____	_____
3-3 42	Brian Raleigh (Sr.) Argenta (A.-Oreana)	_____	_____
3-4 402	Tim Ulbrich (Jr.) St. Joseph (S.J.-Ogden)	_____	_____
4-1 534	John Bigler (Sr.) Anna (A.-Jonesboro)	_____	_____
4-2 448	Kent Seaver (So.) Marengo	_____	_____
4-3 163	Scott Maupin (Sr.) Colfax (Octavia)	_____	_____
4-4 826	Ritch Pinkerton (Sr.) White Hall (North Greene)	_____	_____
4-5 429	Jon Stults (Jr.) Maple Park (Kaneland)	_____	_____

HEAT NO. 2

Alley No.	Competitor, School	Place	Time
1-1 736	Trent Morrell (Sr.) Sciota (Northwestern)	_____	_____
1-2 349	Matt Shane (Jr.) Princeville	_____	_____
1-3 169	Jeff Maupin (Sr.) Herscher	_____	_____
2-1 647	Rich Moellering (Sr.) Chicago (Luther North)	_____	_____
2-2 201	Mason Brayman (Sr.) Aledo	_____	_____
2-3 387	Chad Hertz (Sr.) Monticello	_____	_____
2-4 39	Jerry Kovach (Fr.) Streator (Woodland)	_____	_____
3-1 46	Rob Carter (Sr.) Clinton	_____	_____
3-2 467	Chawn Holinka (Sr.) Geneva	_____	_____
3-3 293	Paul Schwenker (Jr.) Shelbyville	_____	_____
3-4 746	Richie Preston (Sr.) Athens	_____	_____
4-1 221	Doug Vickrey (So.) Kewanee (H.S.)	_____	_____
4-2 322	Wes Sears (Jr.) Eureka	_____	_____
4-3 165	John Barnes (Sr.) Gibson City	_____	_____
4-4 31	Dave Potts (Sr.) Lansing (Illiana Christian)	_____	_____
4-5 808	Brad Stockstill (Sr.) Mt. Olive	_____	_____



Boys Class AA Competitors By Heat

(Boys Class AA Competitors Wear Numbers on Red or White)

(Note: Top 12 times qualify for finals.)

HEAT NO. 1

Alley No.	Competitor, School	Place	Time
1-1 422	David Cairns (Sr) Batavia	_____	_____
1-2 817	Gerald Loeding (Sr) Park Ridge (Maine East)	_____	_____
1-3 107	Rafael Martinez (Jr) Chicago Hts. (Bloom)	_____	_____
2-1 375	Brian Ritchie (Sr) Morton	_____	_____
2-2 2	Scott Jonsson (Jr) Belvidere	_____	_____
2-3 220	Jim Cermak (Sr) Pontiac	_____	_____
3-1 686	Eric Muecke (Sr) Palatine (H.S.)	_____	_____
3-2 191	Shay Shepston (Sr) Champaign (Central)	_____	_____
3-3 29	Brad Vince (Sr) Rockford (East)	_____	_____
4-1 979	Joe Roque (Sr) Dolton (Thornridge)	_____	_____
4-2 586	Darrell Stuckey (Sr) Joliet (Central)	_____	_____
4-3 230	Tobi Peters (Sr) Chillicothe (IVC)	_____	_____
4-4 352	Marcus Banks (Jr) East St. Louis (Sr)	_____	_____
4-5 853	Claude Lucas (Sr) Chicago (Carver)	_____	_____

HEAT NO. 2

Alley No.	Competitor, School	Place	Time
1-1 858	Aaron Rogers (Sr) Chicago (C.-Vocational)	_____	_____
1-2 63	Faron Rushing (Sr) Carbondale	_____	_____
1-3 496	Kevin Laskowski (Jr) Downers Grove (North)	_____	_____
2-1 939	Dan Markham (Sr) Chicago (Brother Rice)	_____	_____
2-2 192	Jon Bates (Sr) Charleston	_____	_____
2-3 997	Tony Daniels (Sr) South Holland (Thornwood)	_____	_____
3-1 404	Eric Selburg (Jr) Springfield (Lanphier)	_____	_____
3-2 466	Blake Stepien (Sr) St. Charles (H.S.)	_____	_____
3-3 318	John Blassingame (Sr) Belleville (West)	_____	_____
4-1 670	Edwin Alvarez (Sr) Elk Grove Village (E.G.)	_____	_____
4-2 171	Jeff McCraven (Sr) Park Forest (Rich East)	_____	_____
4-3 828	Charles Whittaker (Sr) Wilmette (Loyola)	_____	_____
4-4 704	Mike Pasquesi (Sr) Lake Forest (H.S.)	_____	_____
4-5 861	Antwonnie Holmes (Sr) Chicago (Collins)	_____	_____

HEAT NO. 3

Alley No.	Competitor, School	Place	Time
1-1 377	Marcus Glover (Sr) Peoria (Manual)	_____	_____
1-2 937	Joe Easterhouse (Sr) Burbank (Reavis)	_____	_____
1-3 219	Jim Ries (Sr) Pontiac	_____	_____
2-1 684	Jason West (Sr) Palatine (Fremd)	_____	_____
2-2 435	Mike Beebe (Sr) Glen Ellyn (Glenbard South)	_____	_____
2-3 722	Nathan Sweet (Jr) Mundelein (H.S.)	_____	_____
3-1 536	Steve Phillips (Jr) Hillside (Proviso West)	_____	_____
3-2 394	Justin Chapman (Jr) Springfield (H.S.)	_____	_____
3-3 93	Donte Moore (Jr) Mt. Vernon	_____	_____
4-1 988	David Stanko (Sr) Oak Lawn (Community)	_____	_____
4-2 463	Brad Stufflebeam (Sr) St. Charles (H.S.)	_____	_____
4-3 616	Rodney Glass (Sr) Naperville (Central)	_____	_____
4-4 269	Tim Taylor (Sr) Peoria (H.S.)	_____	_____
4-5 918	Brian Foster (So) Chicago (Young)	_____	_____



800-METER RELAY

How To Score The Finals								
Final Place	1st	2nd	3rd	4th	5th	6th	7th	8th
Team Points	10	8	6	5	4	3	2	1

Key: National Records may be set in any meet in which four or more teams compete, and the timing follows National Federation rules. IHSA Records are the state records and may be set only at the state final meet (prelims or finals). Class A Records are for the small schools only and set only at the state final. Class AA Records are for the large schools only and set only at the state final. FAT = fully automatic timing. MT = manual timing. All-time State of Illinois Bests may be set at any time by a student in any competition from the date the student begins high school until July 1 of the summer following the student's senior year.

800-Meter Relay Records

NAT'L—1:24.9 by Lake Charles (H.S.), LA (Efre Davis, Clarence Gray, Jr., Ronald Hayes, Orlando McDaniel), 1978.

IHSA—1:25.7 (MT) by East St. Louis (Sr.) (Stanley Braggs, Lamar Pickett, Richard Townsend, Marvin Edmonds), 1975.

Class A—1:28.17 (FAT) by Cairo (Eric Childs, Gary Sharp, Zack Graves, Al Williams), 1984 (Prelims).

Class AA—1:25.7 (MT) by East St. Louis (Sr.) (Stanley Braggs, Lamar Pickett, Richard Townsend, Marvin Edmonds), 1975.

Event Data

	Class A	Class AA
Total Qualifiers	35	44
Total Regular Qualifiers	32	32
Total Extra Qualifiers	3	12

Class A Sectional Bests

- 1:30.8 Melrose Park (Walther Lutheran)
- 1:31.0 Greenville
- 1:31.3 St. Anne
- 1:31.6 Geneva
- 1:31.9 Normal (University)
- 1:31.9 Aledo
- 1:31.9 Princeton
- 1:32.0 Madison
- 1:32.1 Yorkville
- 1:32.2 Spring Valley (Hall)
- 1:32.3 Peru (St. Bede)
- 1:32.5 Fulton (Unity Christian)
- 1:32.7 Taylor Ridge (Rockridge)
- 1:33.0 Mounds (Meridian)
- 1:33.0 Dwight
- 1:33.0 Lewistown
- 1:33.1 Dakota
- 1:33.2 St. Joseph (S.J.-Ogden)
- 1:33.4 Shabonna
- 1:33.4 Princeville
- 1:33.4 Kankakee (Bishop McNamara)

Class AA Sectional Bests

- 1:27.2 East Moline (United)
- 1:27.7 South Holland (Thornwood)
- 1:28.0 Champaign (Centennial)
- 1:28.1 East St. Louis (Sr.)
- 1:28.1 Glenview (Glenbrook South)
- 1:28.1 Harvey (Thornton)
- 1:28.3 Rock Island (H.S.)
- 1:28.4 Chicago (Mendel Catholic)
- 1:28.5 Blue Island (Eisenhower)
- 1:28.6 Chicago Hts. (Bloom)
- 1:28.7 Rockford (East)
- 1:28.7 Danville (H.S.)
- 1:28.7 Olympia Fields (Rich Central)
- 1:28.8 Hillside (Proviso West)
- 1:29.0 Crete (C.-Monee)
- 1:29.1 Downers Grove (South)
- 1:29.1 Elmhurst (York)
- 1:29.2 Chicago Hts. (Bloom Trail)
- 1:29.3 Glen Ellyn (Glenbard West)
- 1:29.3 Waukegan (East)
- 1:29.3 Peoria (H.S.)

Boys Class A Competitors By Heat

(Boys Class A Competitors Wear Numbers on Green)

(Note: Top 9 times qualify for finals.)

HEAT NO. 1

Lane	School	Place	Time
1	Eureka	_____	_____
2	Kankakee (Bishop McNamara)	_____	_____
3	Taylor Ridge (Rockridge)	_____	_____
4	Normal (University)	_____	_____
5	Melrose Park (Walther Lutheran)	_____	_____
6	Yorkville	_____	_____
7	Dakota	_____	_____
8	Georgetown (G.-Ridge Farm)	_____	_____
9	Elgin (St. Edward)	_____	_____

HEAT NO. 2

Lane	School	Place	Time
1	Pittsfield	_____	_____
2	Clinton	_____	_____
3	Mounds (Meridian)	_____	_____
4	Aledo	_____	_____
5	Greenville	_____	_____
6	Spring Valley (Hall)	_____	_____
7	St. Joseph (S.J.-Ogden)	_____	_____
8	Metropolis (Massac Co.)	_____	_____
9	Pana	_____	_____

HEAT NO. 3

Lane	School	Place	Time
1	Flora	_____	_____
2	Chicago (Providence -St. Mel)	_____	_____
3	Dwight	_____	_____
4	Princeton	_____	_____
5	St. Anne	_____	_____
6	Peru (St. Bede)	_____	_____
7	Shabbona	_____	_____
8	Rushville	_____	_____
9	Carlinville	_____	_____

HEAT NO. 4

Lane	School	Place	Time
1	Shelbyville	_____	_____
2	Watseka	_____	_____
3	Lewistown	_____	_____
4	Madison	_____	_____
5	Geneva	_____	_____
6	Fulton (Unity Christian)	_____	_____
7	Princeville	_____	_____
8	Hillsboro	_____	_____



Boys Class AA Competitors By Heat

(Boys Class AA Competitors Wear Numbers on Red or White)

(Note: Top 9 times qualify for finals.)

HEAT NO. 1

Lane	School	Place	Time
1	Villa Park (Willowbrook)	_____	_____
2	Kankakee (Sr.)	_____	_____
3	Elmhurst (York)	_____	_____
4	Harvey (Thornton)	_____	_____
5	East Moline (United)	_____	_____
6	Rockford (East)	_____	_____
7	Peoria (H.S.)	_____	_____
8	Springfield (Southeast)	_____	_____
9	Chicago (Simeon)	_____	_____

HEAT NO. 2

Lane	School	Place	Time
1	Barrington	_____	_____
2	Belleville (West)	_____	_____
3	Downers Grove (South)	_____	_____
4	Rock Island (H.S.)	_____	_____
5	South Holland (Thornwood)	_____	_____
6	Danville (H.S.)	_____	_____
7	Evanston (Twp.)	_____	_____
8	Centralia	_____	_____
9	Chicago (Austin)	_____	_____

HEAT NO. 3

Lane	School	Place	Time
1	Algonquin (Jacobs)	_____	_____
2	Streamwood	_____	_____
3	Olympia Fields (Rich Central)	_____	_____
4	Chicago (Mendel Catholic)	_____	_____
5	Champaign (Centennial)	_____	_____
6	Chicago Hts. (Bloom Trail)	_____	_____
7	Rockford (West)	_____	_____
8	Mt. Vernon	_____	_____
9	Chicago (Lane)	_____	_____

HEAT NO. 4

Lane	School	Place	Time
1	Peoria (Manual)	_____	_____
2	Rockford (Auburn)	_____	_____
3	Waukegan (East)	_____	_____
4	East St. Louis (Sr.)	_____	_____
5	Blue Island (Eisenhower)	_____	_____
6	Hillside (Proviso West)	_____	_____
7	Aurora (West)	_____	_____
8	Moline	_____	_____
9	Chicago (Englewood)	_____	_____

HEAT NO. 5

Lane	School	Place	Time
1	Naperville (Central)	_____	_____
2	Rockford (Guilford)	_____	_____
3	Glen Ellyn (Glenbard West)	_____	_____
4	Glenview (Glenbrook South)	_____	_____
5	Chicago Hts. (Bloom)	_____	_____
6	Crete (C.-Monee)	_____	_____
7	Freeport (H.S.)	_____	_____
8	Waukegan (West)	_____	_____

Charting the Class A Sectionals

Site	No. Schools Assigned	No. Schools Advancing to State Final	Total Advancing Competitors
Clinton	22	12	50
Coal City	15	9	41
Eldorado	18	12	53
Eureka	20	12	58
Herscher	20	10	45
Lisle (Sr.)	21	15	48
Maple Park (Kaneland)	22	11	46
Monmouth (H.S.)	21	11	49
Monticello	22	15	51
Oregon	25	19	64
Pittsfield	19	10	41
Plano	21	13	73
Red Bud	20	15	58
Robinson	21	14	52
Rochester	22	14	45
Sherrard	22	13	53
Totals	331	205	827

Charting the Class AA Sectionals

Site	No. Schools Assigned	No. Schools Advancing to State Final	Total Advancing Competitors
Barrington	15	15	59
Belleville (East)	14	9	56
Champaign (Centennial)	16	12	54
Chicago Public League	64	21	85
Chicago Hts. (Bloom)	18	13	70
Elmhurst (York)	18	13	80
Freeport (H.S.)	18	12	61
Marion (H.S.)	16	8	44
Naperville (Central)	19	16	72
Rock Island (H.S.)	17	13	74
South Holland (Thornwood)	18	13	72
Springfield (Lanphier)	17	13	61
Wheaton (North)	19	17	70
Wilmette (Loyola)	17	13	73
Zion (Z.-Benton)	16	13	70
Totals	302	201	1001

Bad starts and bad technique lose more meets than "bad" calls.



Illinois High School Association

Boys Class A Competitors By Heat

(Boys Class A Competitors Wear Numbers on Green)

(Note: Top 9 times qualify for finals.)



400-METER DASH

How To Score The Finals

Final Place	1st	2nd	3rd	4th	5th	6th	7th	8th
Team Points	10	8	6	5	4	3	2	1

Key: National Records may be set in any meet in which four or more teams compete, and the timing follows National Federation rules. IHSA Records are the state records and may be set only at the state final meet (prelims or finals). Class A Records are for the small schools only and set only at the state final. Class AA Records are for the large schools only and set only at the state final. FAT = fully automatic timing. MT = manual timing. All-time State of Illinois Bests may be set at any time by a student in any competition from the date the student begins high school until July 1 of the summer following the student's senior year.

400-Meter Dash Records

NAT'L—:45.5 by Anthony Ketchum, Needville (H.S.), TX, 1981.

:45.5 by Roddie Haley, Texarkana, TX, 1984

IHSA—:46.51 (FAT) by Harold Leonard, Chicago (Mt. Carmel), 1985 (Finals) (:46.4 MT).

Class A—:47.2 (MT) by Mark Claypool, Maple Park (Kaneland), 1977.

Class AA—:46.51 (FAT) by Harold Leonard, Chicago (Mt. Carmel), 1985 (Finals) (46.4 MT).

Event Data

	Class A	Class AA
Total Qualifiers	38	40
Total Regular Qualifiers	32	32
Total Extra Qualifiers	6	8

Class A Sectional Bests

:48.5	Ian Smith (Jr.) Madison
:48.8	Jeff Hill (Sr.) Princeville
:49.1	Brett Charlton (Sr.) Eureka
:49.3	Rusty Mosby (Jr.) Eldorado
:49.3	Arthur Woods (Jr.) Cairo
:49.6	Darius Harris (Sr.) Trenton (Wesclin)
:49.8	Waddy Wadas (So.) Washburn (Lowpoint-W.)
:49.9	Neal Sherbeyn (Jr.) Atkinson
:49.9	Ron Zimmer (Sr.) Delavan
:50.0	George Palmer (So.) Monticello
:50.1	Gary Alexander (Jr.) Tuscola
:50.1	Eric Dixon (Jr.) Carmi
:50.2	Willie Hunt (Sr.) St. Anne
:50.2	Troy Hamilton (Sr.) Heyworth
:50.4	Brett Ward (Jr.) Yorkville
:50.4	Kevin Finke (Sr.) Casey (C.-Westfield)
:50.5	Mitch Hookham (Jr.) Geneva
:50.5	Reid Molzen (Sr.) Lovington
:50.6	Mike Boer (Sr.) Lansing (Illiana Christian)
:50.6	Greg Tharp (Jr.) Altamont
:50.6	Doug Ronk (Sr.) Catlin

Class AA Sectional Bests

:47.6	Byron Moss (Jr.) Maywood (Proviso East)
:47.8	Johnny Nolan (Sr.) Hillside (Proviso West)
:48.8	Steve Kelly (Sr.) Joliet (West)
:48.9	Joe Ruiz (Sr.) Chicago (St. Ignatius)
:49.0	Joe Spells (Jr.) Harvey (Thornton)
:49.0	Billy Williams (Sr.) Downers Grove (North)
:49.0	Ron Westphal (Jr.) Elmhurst (York)
:49.1	Mike Muersch (Sr.) Palos Hills (Stagg)
:49.1	David Hetherington (Sr.) Kankakee (Sr.)
:49.1	Brian Thomas (Jr.) Chicago (Mendel Catholic)
:49.2	Rob Sonneman (Sr.) Bensenville (Fenton)
:49.2	Martin Milner (Sr.) Lake Zurich
:49.4	Jamal Carson (Sr.) Tinley Park (H.S.)
:49.4	Lemonydue White (Jr.) Alton (Sr.)
:49.4	Eric Newble (Jr.) Loves Park (Harlem)
:49.4	Harold McCadd (Sr.) Chicago (Quigley South)
:49.5	Robert Webb (So.) Springfield (Southeast)
:49.5	Brian Frey (Sr.) Winnetka (New Trier)
:49.6	Marlon Jones (So.) Bartonville (Limestone)
:49.6	Jahamal Hardy (So.) Waukegan (West)

HEAT NO. 1

Lane	No.	Competitor, School	Place	Time
1	691	Brian Phinney (Sr.) West Chicago (Wheaton Christian)	_____	_____
2	212	Jason Schaad (Sr.) Bradford	_____	_____
3	258	Kevin Finke (Sr.) Casey (C.-Westfield)	_____	_____
4	357	Waddy Wadas (So.) Washburn (Lowpoint-W.)	_____	_____
5	619	Ian Smith (Jr.) Madison	_____	_____
6	410	Gary Alexander (Jr.) Tuscola	_____	_____
7	34	Mike Boer (Sr.) Lansing (Illiana Christian)	_____	_____
8	801	Steve Nicholson (Sr.) Carlinville	_____	_____

HEAT NO. 2

Lane	No.	Competitor, School	Place	Time
1	790	Cliff Hoenes (Sr.) Beardstown	_____	_____
2	747	Brett Hunley (Jr.) Auburn	_____	_____
3	68	Reid Molzen (Sr.) Lovington	_____	_____
4	640	Darius Harris (Sr.) Trenton (Wesclin)	_____	_____
5	350	Jeff Hill (Sr.) Princeville	_____	_____
6	553	Eric Dixon (Jr.) Carmi	_____	_____
7	91	Jerome Berger (Sr.) Warrensburg (W.-Latham)	_____	_____
8	648	Shaun Fleischhacker (Sr.) Chicago (Luther North)	_____	_____

HEAT NO. 3

Lane	No.	Competitor, School	Place	Time
1	449	Jim Wesolek (Sr.) Marengo	_____	_____
2	725	Corey Wheeler (So.) Monmouth (H.S.)	_____	_____
3	464	Mitch Hookman (Jr.) Geneva	_____	_____
4	211	Neal Sherbeyn (Jr.) Atkinson	_____	_____
5	318	Brett Charlton (Sr.) Eureka	_____	_____
6	59	Troy Hamilton (Sr.) Heyworth	_____	_____
7	180	David Ray (Sr.) Rossville (R.-Alvin)	_____	_____
8	696	Bill Lozier (Jr.) Knoxville	_____	_____

HEAT NO. 4

Lane	No.	Competitor, School	Place	Time
2	783	Joe Fisher (Sr.) Rochester	_____	_____
3	367	Doug Ronk (Sr.) Catlin	_____	_____
4	310	Ron Zimmer (Sr.) Delavan	_____	_____
5	542	Arthur Woods (Jr.) Cairo	_____	_____
6	189	Willie Hunt (Sr.) St. Anne	_____	_____
7	128	Scott Stanley (Sr.) Milledgeville	_____	_____
8	40	Paul Randolph (Sr.) Wilmington	_____	_____

HEAT NO. 5

Lane No.	Competitor, School	Place	Time	Lane No.	Competitor, School	Place	Time
2	144 Jim Holland (Jr.) Polo	_____	_____	5	561 Rusty Mosby (Jr.) Eldorado	_____	_____
3	254 Greg Tharp (Jr.) Altamont	_____	_____	6	527 Brett Ward (Jr.) Yorkville	_____	_____
4	386 George Palmer (So.) Monticello	_____	_____	7	548 Norman Moore (Sr.) Cairo	_____	_____
				8	422 Lee Schaller (Jr.) Genoa (G.-Kingston)	_____	_____



Boys Class AA Competitors By Heat

(Boys Class AA Competitors Wear Numbers on Red or White)

(Note: Top 9 times qualify for finals.)

HEAT NO. 1

Lane No.	Competitor, School	Place	Time
1	682 Jeff Martinez (Sr.) Mt. Prospect (Prospect)	_____	_____
2	728 Shawn Jones (Jr.) North Chicago	_____	_____
3	427 Rob Sonnemann (Sr.) Bensenville (Fenton)	_____	_____
4	553 Bryon Moss (Jr.) Maywood (Proviso East)	_____	_____
5	983 Joe Spells (Jr.) Harvey (Thornton)	_____	_____
6	174 Jamal Carson (Sr.) Tinley Park (H.S.)	_____	_____
7	634 Matt Klemp (Sr.) New Lenox (Lincoln-Way)	_____	_____
8	924 Guy Jones (Sr.) Chicago (Young)	_____	_____

HEAT NO. 2

Lane No.	Competitor, School	Place	Time
1	596 Darnell Jordan (So.) Joliet (West)	_____	_____
2	301 Donnie Dittmar (Jr.) Sterling (H.S.)	_____	_____
3	705 Martin Milner (Sr.) Lake Zurich	_____	_____
4	533 Johnny Nolan (Sr.) Hillside (Proviso West)	_____	_____
5	169 Mike Muersch (Sr.) Palos Hills (Stagg)	_____	_____
6	415 Robert Webb (So.) Springfield (Southeast)	_____	_____
7	24 Michael Williams (Jr.) Rockford (Auburn)	_____	_____
8	73 Johnnie Jones (Jr.) Centralia	_____	_____

HEAT NO. 3

Lane No.	Competitor, School	Place	Time
1	101 Brent Hampton (Sr.) Mt. Vernon	_____	_____
2	343 Fred Thomas (Sr.) East St. Louis (Sr.)	_____	_____
3	970 Harold McCadd (Sr.) Chicago (Quigley South)	_____	_____
4	593 Steve Kelly (Sr.) Joliet (West)	_____	_____
5	520 Ron Westphal (Jr.) Elmhurst (York)	_____	_____
6	839 Brian Frey (Sr.) Winnetka (New Trier)	_____	_____
7	286 Karl Taylor (Sr.) Peoria (Richwoods)	_____	_____
8	857 Tyrone Blackshire (Jr.) Chicago (C.-Vocational)	_____	_____

HEAT NO. 4

Lane No.	Competitor, School	Place	Time
1	669 Jim Keating (Jr.) Cary (C.-Grove)	_____	_____
2	270 Odell Sazone (Jr.) Peoria (H.S.)	_____	_____
3	306 Lemonydue White (Jr.) Alton (Sr.)	_____	_____
4	776 Joe Ruiz (Sr.) Chicago (St. Ignatius)	_____	_____
5	146 David Hetherington (Sr.) Kankakee (Sr.)	_____	_____
6	361 Marlon Jones (So.) Bartonville (Limestone)	_____	_____
7	852 Antonio Hurt (So.) Chicago (Calumet)	_____	_____
8	209 Vincent Woods (So.) Decatur (Stephen Decatur)	_____	_____

HEAT NO. 5

Lane No.	Competitor, School	Place	Time
1	181 Cory Gibson (Jr.) Bloomington (H.S.)	_____	_____
2	150 Ryan Chaplinski (Jr.) Kankakee (Sr.)	_____	_____
3	16 Eric Newble (Jr.) Loves Park (Harlem)	_____	_____
4	502 Billy Williams (Sr.) Downers Grove (North)	_____	_____
5	963 Brian Thomas (Jr.) Chicago (Mendel Catholic)	_____	_____
6	743 Jahamal Hardy (So.) Waukegan (West)	_____	_____
7	487 Peter Henry (Sr.) Wheaton (North)	_____	_____
8	863 Jesse Cox (So.) Chicago (Farragut)	_____	_____



300-METER LOW HURDLES

How To Score The Finals								
Final Place	1st	2nd	3rd	4th	5th	6th	7th	8th
Team Points	10	8	6	5	4	3	2	1

Key: National Records may be set in any meet in which four or more teams compete, and the timing follows National Federation rules. IHSA Records are the state records and may be set only at the state final meet (prelims or finals). Class A Records are for the small schools only and set only at the state final. Class AA Records are for the large schools only and set only at the state final. FAT = fully automatic timing. MT = manual timing. All-time State of Illinois Bests may be set at any time by a student in any competition from the date the student begins high school until July 1 of the summer following the student's senior year.

300-Meter Low Hurdles Records

NAT'L—:35.32 by George Porter, Lompoc (Cabrillo), CA, 1987.
IHSA—:35.98 (FAT) by Arthur Sargent, East St. Louis (Sr.), 1986 (Finals).
Class A—:36.95 (FAT) by David Cox, Yorkville, 1986 (Finals).
Class AA—:35.98 (FAT) by Arthur Sargent, East St. Louis (Sr.), 1986 (Finals).

Event Data

	Class A	Class AA
Total Qualifiers	34	34
Total Regular Qualifiers	32	32
Total Extra Qualifiers	2	2

Class A Sectional Bests

:38.4 Harry Strong (Sr.) Melrose Park (Walther Luth.)
 :38.5 Mike Wnek (Sr.) Norridge (Ridgewood)
 :38.6 Edwin Gregory (Sr.) Chicago (St. Benedict)
 :39.0 Scott Britnell (Sr.) Stillman Valley
 :39.1 Chauncy Williams (Sr.) St. Anne
 :39.1 Bill Duncan (Sr.) Aledo
 :39.2 Dave Pringle (Sr.) Abingdon
 :39.3 Dennis Beurskins (Sr.) Normal (University)
 :39.3 Brad Boyd (Sr.) Dunlap
 :39.3 Wes Greenwood (Sr.) Flora
 :39.4 Dan Kopp (Sr.) Columbia
 :39.5 Mike Harris (Sr.) Elmhurst (Timothy Christ)
 :39.6 Jason Devino (Sr.) White Hall (North Greene)
 :39.6 John Marquis (Sr.) Stanford (Olympia)
 :39.7 Mick Ingram (Sr.) Rossville (R.-Alvin)
 :39.7 Kent Vail (Sr.) Woodhull (Alwood)
 :39.8 Paul McDonald (Sr.) Byron
 :39.9 Chad Martin (Sr.) Harvard
 :40.0 Nathan Garrison (Sr.) St. Joseph (S.J.-Ogden)
 :40.0 Robert McKnight (Sr.) New Berlin
 :40.0 Danny Ramey (Sr.) Mt. Carroll
 :40.0 Deon Baker (Sr.) Oblong

Class AA Sectional Bests

:37.1 Bart Smith (Sr.) Naperville (North)
 :37.2 Jim Noble (Sr.) Chicago (Gordon Tech)
 :37.5 Ty Oliver (Sr.) Prairie View (Stevenson)
 :37.6 George Poorman (Sr.) Palatine (Fremd)
 :37.6 Bob Rowe (Sr.) Elmhurst (York)
 :37.6 Maurice Mitchell (Sr.) Chicago (Marist)
 :37.8 Yonel Jourdan (Sr.) Evanston (Twp.)
 :38.0 Eddie Robinson (Sr.) East St. Louis (Sr.)
 :38.1 Brian Emond (Sr.) Naperville (Central)
 :38.2 Vernon Powell (Sr.) East St. Louis (Sr.)
 :38.2 Winston Reid (Sr.) South Holland (Thornwood)
 :38.3 Chris Fowler (Sr.) Pontiac
 :38.3 Andre Nicholson (Sr.) Zion (Z.-Benton)
 :38.4 Chad Knolhoff (Sr.) Centralia
 :38.4 Mark Henning (Sr.) Glen Ellyn (Glenbard South)
 :38.4 Jamie Martin (Sr.) Hoffman Estates (Conant)
 :38.4 Darnell Martinez (Sr.) Aurora (West)
 :38.4 Frank Jedraszac (Sr.) Chicago (Marist)
 :38.6 Derek Rogers (Sr.) Moline
 :38.6 Nate Bond (Sr.) Decatur (MacArthur)

Boys Class A Competitors By Heat

(Boys Class A Competitors Wear Numbers on Green)

(Note: Top 9 times qualify for finals.)

HEAT NO. 1

Lane	No.	Competitor, School	Place	Time
1	488	Ed Lach (Sr.) Peru (St. Bede)	_____	_____
2	282	Deon Baker (Sr.) Oblong	_____	_____
3	823	Jason Devino (Sr.) White Hall (North Greene)	_____	_____
4	187	Chauncy Williams (Sr.) St. Anne	_____	_____
5	679	Harry Strong (Sr.) Melrose Park (Walther Lutheran)	_____	_____
6	332	Brad Boyd (Sr.) Dunlap	_____	_____
7	92	Paul McDonald (Sr.) Byron	_____	_____
8	556	Andy Dawson (Sr.) Carterville	_____	_____
9	753	Phil Megginson (Sr.) Jacksonville (Routt)	_____	_____

HEAT NO. 2

Lane	No.	Competitor, School	Place	Time
1	638	Alan Willingham (Sr.) Sparta	_____	_____
2	730	Melvin Briney (Sr.) Rushville	_____	_____
3	87	John Marquis (Sr.) Stanford (Olympia)	_____	_____
4	210	Bill Duncan (Sr.) Aledo	_____	_____
5	684	Mike Wnek (Sr.) Norridge (Ridgewood)	_____	_____
6	263	Wes Greenwood (Sr.) Flora	_____	_____
7	427	Chad Martin (Sr.) Harvard	_____	_____
8	476	Russ Byrd (Sr.) LaMoille	_____	_____
9	8	Ron Erickson (Sr.) Dwight	_____	_____

HEAT NO. 3

Lane	No.	Competitor, School	Place	Time
1	366	Tim Walsh (Sr.) Bement	_____	_____
2	135	Danny Ramey (Sr.) Mt. Carroll	_____	_____
3	179	Mick Ingram (Sr.) Rossville (R.-Alvin)	_____	_____
4	693	Dave Pringle (Sr.) Abingdon	_____	_____
5	659	Edwin Gregory (Sr.) Chicago (St. Benedict)	_____	_____
6	597	Dan Kopp (Sr.) Columbia	_____	_____
7	396	Nathan Garrison (Sr.) St. Joseph (S.J.-Ogden)	39.7	3rd
8	792	Shawn Hembrough (Sr.) Beardstown	_____	_____

HEAT NO. 4

Lane	No.	Competitor, School	Place	Time	Lane	No.	Competitor, School	Place	Time
1	13	Brian Parkhouse (Sr.) El Paso	_____	_____	5	459	Scott Britnell (Sr.) Stillman Valley	_____	_____
2	340	Terry Deppermann (Sr.) Farmington	_____	_____	6	666	Mike Harris (Sr.) Elmhurst (Timothy Christian)	_____	_____
3	253	Kent Vail (Sr.) Woodhull (Alwood)	_____	_____	7	756	Robert McKnight (Sr.) New Berlin	_____	_____
4	77	Dennis Beurskins (Sr.) Normal (University)	_____	_____	8	554	Trevor Weaver (Sr.) Carmi	_____	_____



Boys Class AA Competitors By Heat

(Boys Class AA Competitors Wear Numbers on Red or White)

(Note: Top 9 times qualify for finals.)

HEAT NO. 1

Lane	No.	Competitor, School	Place	Time
1	15	Ed Alderman (Sr.) Freeport (H.S.)	_____	_____
2	134	Tyran Coxbey (Sr.) Country Club Hills (Hillcrest)	_____	_____
3	221	Chris Fowler (So.) Pontiac	_____	_____
4	519	Bob Rowe (Sr.) Elmhurst (York)	_____	_____
5	633	Bart Smith (Sr.) Naperville (North)	_____	_____
6	355	Vernon Powell (Sr.) East St. Louis (Sr.)	_____	_____
7	951	Frank Jedraszac (Sr.) Chicago (Marist)	_____	_____
8	472	Mike Rummell (Sr.) Streamwood	_____	_____
9	864	Dwane Green (So.) Chicago (Fenger)	_____	_____

HEAT NO. 3

Lane	No.	Competitor, School	Place	Time
1	905	Charles Horton (So.) Chicago (Morgan Park)	_____	_____
2	62	Warren Stark (Sr.) Benton	_____	_____
3	434	Mark Henning (Sr.) Glen Ellyn (Glenbard South)	_____	_____
4	795	Yonel Jourdian (Sr.) Evanston (Twp.)	_____	_____
5	731	Ty Oliver (Sr.) Prairie View (Stevenson)	_____	_____
6	995	Winston Reid (Sr.) South Holland (Thornwood)	_____	_____
7	258	Derek Rogers (Sr.) Moline	_____	_____
8	374	Brian Lantman (Sr.) Morton	_____	_____


HEAT NO. 2

Lane	No.	Competitor, School	Place	Time
1	413	Mike Taylor (Sr.) Springfield (Southeast)	_____	_____
2	143	Britt King (Sr.) Flossmoor (Homewood-F.)	_____	_____
3	71	Chad Knolhoff (Sr.) Centralia	_____	_____
4	950	Maurice Mitchell (Sr.) Chicago (Marist)	_____	_____
5	772	Jim Noble (Sr.) Chicago (Gordon Tech)	_____	_____
6	620	Brian Emond (Sr.) Naperville (Central)	_____	_____
7	672	Jamie Martin (Sr.) Hoffman Estates (Conant)	_____	_____
8	492	Joe McGuire (Sr.) Cicero-Berwyn (Morton)	_____	_____
9	923	Tony Clomax (Sr.) Chicago (Young)	_____	_____

HEAT NO. 4

Lane	No.	Competitor, School	Place	Time
1	398	Warren Archer (Sr.) Chicago (Lane)	_____	_____
2	246	Steve Zobrist (Sr.) Geneseo (Darnall)	_____	_____
3	579	Darnell Martinez (Sr.) Aurora (West)	_____	_____
4	349	Eddie Robinson (Sr.) East St. Louis (Sr.)	_____	_____
5	683	George Poorman (Sr.) Palatine (Fremd)	_____	_____
6	765	Andre Nicholson (Sr.) Zion (Z.-Benton)	_____	_____
7	203	Wate Bond (Sr.) Decatur (MacArthur)	_____	_____
8	36	Maurice Bates (Sr.) Rockford (East)	_____	_____

ACADEMICS + ACTIVITIES = CURRICULUM PARTNERS



Boys Class A Competitors By Heat

(Boys Class A Competitors Wear Numbers on Green)

(Note: Top 12 times qualify for finals.)



1600-METER RUN

How To Score The Finals

Final Place	1st	2nd	3rd	4th	5th	6th	7th	8th
Team Points	10	8	6	5	4	3	2	1

Key: National Records may be set in any meet in which four or more teams compete, and the timing follows National Federation rules. IHSA Records are the state records and may be set only at the state final meet (prelims or finals). Class A Records are for the small schools only and set only at the state final. Class AA Records are for the large schools only and set only at the state final. FAT = fully automatic timing. MT = manual timing. All-time State of Illinois Bests may be set at any time by a student in any competition from the date the student begins high school until July 1 of the summer following the student's senior year.

1600-Meter Run Records

NAT'L—3:58.3 by Jim Ryun, Wichita (East), KS, 1965.

IHSA—4:07.1 (MT) by Andy Isla-Rubert, Hillside (Proviso West), 1970.

Class A—4:16.8 (MT) by Greg Hill, Freeburg, 1981 (Finals).

Class AA—4:07.45 (FAT) by Mark Deady, Prairie View (Stevenson), 1985 (Finals) (4:07.3 MT).

Event Data

	Class A	Class AA
Total Qualifiers	34	54
Total Regular Qualifiers	32	32
Total Extra Qualifiers	2	22

Class A Sectional Bests

4:22.0	Mike Hillyard (Sr.) Norris City (N.C.-Omaha-Enfield)
4:22.1	Mitch Russell (Sr.) Carmi
4:24.9	Jeremy Skinner (So.) Shelbyville
4:24.9	Doug Light (Sr.) Toledo (Cumberland)
4:25.0	Trent Morrell (Sr.) Sciota (Northwestern)
4:26.8	Eric Detmer (Sr.) Breese (Mater Dei)
4:27.4	Craig Hillier (Sr.) Knoxville
4:30.8	Marty Wondaal (Sr.) Lansing (Illiana Christian)
4:31.4	Bill Bergland (Sr.) Mendota
4:31.8	Brad Mitchell (Sr.) Seneca
4:32.1	Jason Woodside (Sr.) Pinckneyville
4:32.7	Roger Rivera (Sr.) Mason City
4:34.3	Scott Maddux (Sr.) Streator (Woodland)
4:34.9	Mike Stier (Sr.) Petersburg (Porta)
4:35.0	Shawn Rosenberger (So.) Waverly
4:35.5	Troy Crady (Sr.) Prophetstown
4:35.7	Mike Darrow (Sr.) Rock Island (Alleman)
4:35.8	Rich Moellering (Sr.) Chicago (Luther North)
4:36.1	Georgess LeFavire (Sr.) Tolono (Unity)
4:36.2	Brent Long (Sr.) Herscher

Class AA Sectional Bests

4:16.1	Todd Lopeman (Sr.) Pontiac
4:17.3	Andy Homoly (Sr.) Orland Park (Sandburg)
4:17.3	Mark Scheirer (Sr.) Metamora
4:18.4	Mike Beebe (Sr.) Glen Ellyn (Glenbard South)
4:18.5	Ted Stone (Sr.) Crete (C.-Monroe)
4:19.0	Nick Schwartz (Sr.) Centralia
4:19.2	Robert Geiger (Sr.) Chicago Hts. (Bloom)
4:19.7	Tony Laskowski (Sr.) Downers Grove (North)
4:19.8	Prosper Wang (Sr.) Hoffman Estates (H.S.)
4:20.9	Mario Vesey (Sr.) Rock Island (H.S.)
4:21.0	Neyl Marquez (Sr.) Cicero-Berwyn (Morton)
4:21.1	Tony Karas (Sr.) Roselle (Lake Park)
4:21.1	Jason Albright (Sr.) Palos Hills (Stagg)
4:21.3	Scott Jonsson (Sr.) Belvidere
4:21.3	Rick Miller (Sr.) Schaumburg
4:21.4	Brian Hamilton (Sr.) Romeoville
4:21.4	Mike O'Hara (Sr.) Lombard (Montini)
4:21.7	Dan Nolan (Sr.) Naperville (Central)
4:21.8	Jeff Donohue (Sr.) Lombard (Glenbard East)
4:21.9	Craig Cedillo (Sr.) Tinley Park (Andrew)

HEAT NO. 1

Alley	No.	Competitor, School	Place	Time
1-1	585	Mike Hillyard (Sr.) Norris City (N.C.-Omaha-Enfield)	_____	_____
1-2	477	Bill Bergland (Sr.) Mendota	_____	_____
1-3	230	Mike Darrow (Sr.) Rock Island (Alleman)	_____	_____
1-4	817	Andy Welbourne (Sr.) Pittsfield	_____	_____
2-1	296	Jeremy Skinner (So.) Shelbyville	_____	_____
2-2	633	Jason Woodside (Sr.) Pinckneyville	_____	_____
2-3	404	Georgess LeFavire (Sr.) Tolono (Unity)	_____	_____
2-4	136	Ronnie Brashaw (Sr.) Mt. Carroll	_____	_____
3-1	736	Trent Morrell (Sr.) Sciota (Northwestern)	_____	_____
3-2	38	Scott Maddux (Sr.) Streator (Woodland)	_____	_____
3-3	46	Rob Carter (Sr.) Clinton	_____	_____
3-4	412	Paul Talbot (Sr.) Urbana (University)	_____	_____
4-1	697	Craig Hillier (Sr.) Knoxville	_____	_____
4-2	787	Shawn Rosenberger (So.) Waverly	_____	_____
4-3	73	Brian Nourie (Sr.) Normal (University)	_____	_____
4-4	329	Dan Staebler (Sr.) Dunlap	_____	_____
4-5	221	Doug Vickrey (So.) Kewanee (H.S.)	_____	_____

HEAT NO. 2

Alley	No.	Competitor, School	Place	Time
1-1	552	Mitch Russell (Sr.) Carmi	_____	_____
1-2	509	Brad Mitchell (Sr.) Seneca	_____	_____
1-3	647	Rich Moellering (Sr.) Chicago (Luther North)	_____	_____
1-4	809	Darren Voth (Sr.) Payson (Seymour)	_____	_____
2-1	302	Doug Light (Sr.) Toledo (Cumberland)	_____	_____
2-2	342	Roger Rivera (Sr.) Mason City	_____	_____
2-3	168	Brent Long (Sr.) Herscher	_____	_____
2-4	687	Robert Hamm (Sr.) Norridge (Ridgewood)	_____	_____
3-1	587	Eric Detmer (Sr.) Breese (Mater Dei)	_____	_____
3-2	775	Mike Stier (Sr.) Petersburg (Porta)	_____	_____
3-3	432	Jim Probst (Sr.) Maple Park (Kaneland)	_____	_____
3-4	430	Mark Kaufmann (Sr.) Maple Park (Kaneland)	_____	_____
4-1	28	Marty Wondaal (Sr.) Lansing (Illiana Christian)	_____	_____
4-2	145	Troy Crady (Sr.) Prophetstown	_____	_____
4-3	43	Clint Bolser (So.) Clinton	_____	_____
4-4	238	Clint Weber (Sr.) Sherrard	_____	_____
4-5	193	Bob Love (Sr.) Watseka	_____	_____



Boys Class AA Competitors By Heat

(Boys Class AA Competitors Wear Numbers on Red or White)

(Note: Top 12 times qualify for finals.)

HEAT NO. 1

Alley	No.	Competitor, School	Place	Time
1-1	217	Todd Lopeman (Sr.) Pontiac	_____	_____
1-2	453	Mike O'Hara (Sr.) Lombard (Montini)	_____	_____
1-3	687	Erik Johnson (So.) Palatine (H.S.)	_____	_____
2-1	142	Ted Stone (Sr.) Crete (C.-Monee)	_____	_____
2-2	28	David Johns (So.) Rockford (East)	_____	_____
2-3	431	Brett Bartelt (Sr.) Carpentersville (Dundee-Crown)	_____	_____
3-1	680	Prosper Wang (Sr.) Hoffman Estates (H.S.)	_____	_____
3-2	172	Dave Dundas (Jr.) Park Forest (Rich East)	_____	_____
3-3	648	Andy Wiltberger (Sr.) Algonquin (Jacobs)	_____	_____
4-1	170	Jason Albright (Jr.) Palos Hills (Stagg)	_____	_____
4-2	615	Rodrick Glass (Sr.) Naperville (Central)	_____	_____
4-3	364	Anthony Pappas (Jr.) Chatham (Glenwood)	_____	_____
4-4	310	Waide Neal (Jr.) Alton (Sr.)	_____	_____
4-5	906	Keith Frazer (Jr.) Chicago (Morgan Park)	_____	_____

HEAT NO. 3

Alley	No.	Competitor, School	Place	Time
1-1	252	Mark Scheirer (Sr.) Metamora	_____	_____
1-2	452	Jeff Donohue (Jr.) Lombard (Glenbard East)	_____	_____
1-3	814	Ray Loboeki (Jr.) Niles (Notre Dame)	_____	_____
2-1	106	Robert Geiger (Sr.) Chicago Hts. (Bloom)	_____	_____
2-2	80	Mike Danner (Sr.) Marion (H.S.)	_____	_____
2-3	559	Bryan Sullivan (Jr.) Oak Park (Fenwick)	_____	_____
3-1	493	Neyl Marquez (Jr.) Cicero-Berwyn (Morton)	_____	_____
3-2	247	Phil Walsh (Sr.) Geneseo (Darnall)	_____	_____
3-3	572	Steve Gillett (Sr.) Aurora (Waubonsie Valley)	_____	_____
4-1	693	Rick Miller (So.) Schaumburg	_____	_____
4-2	214	Tim Bass (Jr.) Normal (Community)	_____	_____
4-3	958	Robert Thorns (Sr.) Chicago (Mendel Catholic)	_____	_____
4-4	710	Jon Giardina (Jr.) Libertyville	_____	_____

HEAT NO. 2

Alley	No.	Competitor, School	Place	Time
1-1	168	Andy Homoly (Sr.) Orland Park (Sandburg)	_____	_____
1-2	617	Dan Nolan (So.) Naperville (Central)	_____	_____
1-3	392	Steve Neiswender (Sr.) Quincy (Sr.)	_____	_____
2-1	67	Nick Schwartz (Sr.) Centralia	_____	_____
2-2	685	Tom Irons (Sr.) Palatine (Fremd)	_____	_____
2-3	219	Jim Ries (Sr.) Pontiac	_____	_____
3-1	299	Mario Vesey (Jr.) Rock Island (H.S.)	_____	_____
3-2	638	Jamie Palmer (Sr.) Oswego	_____	_____
3-3	858	Aaron Rogers (Sr.) Chicago (C. Vocational)	_____	_____
4-1	2	Scott Jonsson (Jr.) Belvidere	_____	_____
4-2	421	Ken Caruso (Jr.) Addison (A.-Trail)	_____	_____
4-3	988	Dave Stanko (Sr.) Oak Lawn (Community)	_____	_____
4-4	712	Shawn Fendick (Jr.) Libertyville	_____	_____
4-5	925	Reggie Crump (Jr.) Chicago (Young)	_____	_____

HEAT NO. 4

Alley	No.	Competitor, School	Place	Time
1-1	435	Mike Beebe (Sr.) Glen Ellyn (Glenbard South)	_____	_____
1-2	173	Craig Cedillo (Sr.) Tinley Park (Andrew)	_____	_____
1-3	785	Jim Seymour (Sr.) Deerfield	_____	_____
2-1	499	Tony Laskowski (Sr.) Downers Grove (North)	_____	_____
2-2	232	Rob Dowell (Sr.) Dixon	_____	_____
2-3	254	Chris Wallaert (Sr.) Moline	_____	_____
3-1	455	Tony Karas (Sr.) Roselle (Lake Park)	_____	_____
3-2	465	Eric Baron (Sr.) St. Charles (H.S.)	_____	_____
3-3	283	Joe Sickles (Sr.) Peoria (Richwoods)	_____	_____
4-1	642	Brian Hamilton (Jr.) Romeoville	_____	_____
4-2	527	Chuck Mattis (Jr.) Elmhurst (York)	_____	_____
4-3	318	John Blassingame (Sr.) Belleville (West)	_____	_____
4-4	886	Victor Gonzales (Jr.) Chicago (Lane)	_____	_____

Boys Class A Competitors By Heat

(Boys Class A Competitors Wear Numbers on Green)

(Note: Top 5 places each heat qualify for semifinals)

(Note: Top 3 places each semifinal heat qualify for finals)



200-METER DASH

How To Score The Finals

Final Place	1st	2nd	3rd	4th	5th	6th	7th	8th
Team Points	10	8	6	5	4	3	2	1

Key: National Records may be set in any meet in which four or more teams compete, and the timing follows National Federation rules. IHSA Records are the state records and may be set only at the state final meet (prelims or finals). Class A Records are for the small schools only and set only at the state final. Class AA Records are for the large schools only and set only at the state final. FAT = fully automatic timing. MT = manual timing. All-time State of Illinois Bests may be set at any time by a student in any competition from the date the student begins high school until July 1 of the summer following the student's senior year.

200-Meter Dash Records

NAT'L—:20.0 by Roy Martin, Dallas (Roosevelt), TX, 1985.

IHSA—:21.1 (MT) by Howard Jones, Evanston (Twp.), 1971.

Class A—:21.4 (MT) by David Washington, Melrose Park (Walther Lutheran), 1984 (Finals).

Class AA—:21.27 (FAT) by Bob Jelks, Decatur (MacArthur), 1986 (Finals).

Event Data

	Class A	Class AA
Total Qualifiers	36	38
Total Regular Qualifiers	32	32
Total Extra Qualifiers	4	6

Class A Sectional Bests

:22.0	Ian Smith (Jr.) Madison
:22.1	Dennis Miller (Sr.) Watseka
:22.1	Drake Ephron (So.) Greenville
:22.3	Lubeech Graves (So.) Cairo
:22.4	Wouah Bouyue (Sr.) Chicago (St. Benedict)
:22.4	Kevin Finke (Sr.) Casey (C.-Westfield)
:22.6	Neal Sherbeyn (Jr.) Atkinson
:22.7	Mark McClain (So.) Freeport (Aquin)
:22.7	Jack Evans (Jr.) Chicago (Luther South)
:22.7	Clancey Eckert (Jr.) Chester
:22.8	Chris Talbott (Fr.) Sidell (Jamaica)
:22.8	Lawrence Williams (Sr.) St. Anne
:22.8	David Ray (Sr.) Rossville (R.-Alvin)
:22.8	Luke Schutzenhoffer (Sr.) Freeburg
:22.9	Steve Nicholson (Sr.) Carlinville
:22.9	Eric Dixon (Jr.) Carmi
:22.9	Terry Johnson (Sr.) Mahomet (M.-Seymour)
:22.9	Leonard Douglas (Sr.) Marshall

Class AA Sectional Bests

:21.2	Wilson Pierce (Sr.) South Holland (Thornwood)
:21.4	Tim Newsome (So.) Rock Island (H.S.)
:21.6	Mike Wheatley (So.) Harvey (Thornton)
:21.7	Anthony Jones (So.) Danville (H.S.)
:21.7	Karsten Edwards (Sr.) Aurora (West)
:21.7	Chris Palmer (Jr.) East Moline (United)
:21.8	Mizel Brooks (Sr.) South Holland (Thornwood)
:21.9	Kenny Robinson (Sr.) East St. Louis (Sr.)
:21.9	Jason Cook (Sr.) Jacksonville (H.S.)
:21.9	Tyrone Perry (Jr.) Belleville (East)
:21.9	Greg Manabat (Sr.) Pontiac
:21.9	LaGrant Suggs (So.) East St. Louis (Sr.)
:22.0	DeVaughn Benion (Sr.) Westchester (St. Joseph)
:22.1	David Hetherington (Sr.) Kankakee (Sr.)
:22.1	Reuben Hill (Sr.) Centralia
:22.1	Rob Sonneman (Sr.) Bensenville (Fenton)
:22.1	Brian Frey (Sr.) Winnetka (New Trier)
:22.2	Ed Hausser (Sr.) Arlington Hts. (St. Viator)
:22.2	Anthony Derrick (Sr.) Chicago (Englewood)

HEAT NO. 1

Lane	No.	Competitor, School	Place	Time
1	40	Paul Randolph (Sr.) Wilmington	_____	_____
2	805	Dan Hatch (Jr.) Carrollton	_____	_____
3	272	Leonard Douglas (Sr.) Marshall	_____	_____
4	110	Mark McClain (So.) Freeport (Aquin)	_____	_____
5	619	Ian Smith (Jr.) Madison	_____	_____
6	650	Jack Evans (Jr.) Chicago (Luther South)	_____	_____
7	383	Terry Johnson (Sr.) Mahomet (M.-Seymour)	_____	_____
8	724	Darlwyn Williams (Jr.) Monmouth (H.S.)	_____	_____
9	459	Scott Britnell (Sr.) Stillman Valley	_____	_____

HEAT NO. 2

Lane	No.	Competitor, School	Place	Time
1	748	David Zimmerman (Jr.) Hillsboro	_____	_____
2	6	Tom Wells (Sr.) Dwight	_____	_____
3	553	Eric Dixon (Jr.) Carmi	_____	_____
4	211	Neal Sherbeyn (Jr.) Atkinson	_____	_____
5	197	Dennis Miller (Sr.) Watsseka	_____	_____
6	595	Clancey Eckert (Jr.) Chester	_____	_____
7	472	Jim Klein (So.) Geneva	_____	_____
8	306	Rob Asbell (Jr.) Brimfield	_____	_____
9	421	Arul Fluery (Sr.) Elgin (St. Edward)	_____	_____

HEAT NO. 3

Lane	No.	Competitor, School	Place	Time
1	356	Don Rice (So.) Tremont	_____	_____
2	69	Steve Hedges (Jr.) Macon	_____	_____
3	180	David Ray (Sr.) Rossville (R.-Alvin)	_____	_____
4	258	Kevin Finke (Sr.) Casey (C.-Westfield)	_____	_____
5	612	Drake Ephron (So.) Greenville	_____	_____
6	403	Chris Talbott (Fr.) Sidell (Jamaica)	_____	_____
7	714	Bobby Shumaker (Jr.) Lewistown	_____	_____
8	132	Todd Wright (Sr.) Morrison	_____	_____

HEAT NO. 4

Lane	No.	Competitor, School	Place	Time
1	751	Jeff Atterberry (Sr.) Hillsboro	_____	_____
2	59	Troy Hamilton (Sr.) Heyworth	_____	_____
3	184	Lawrence Williams (Sr.) St. Anne	_____	_____
4	660	Wouah Bouyue (Sr.) Chicago (St. Benedict)	_____	_____
5	547	Lubeech Graves (So.) Cairo	_____	_____
6	606	Luke Schutzenhoffer (Sr.) Freeburg	_____	_____
7	209	Nate Baker (Sr.) Aledo	_____	_____
8	475	Jon Koual (Sr.) Granville (Putnan County)	_____	_____



Boys Class AA Competitors By Heat

(Boys Class AA Competitors Wear Numbers on Red or White)

**(Note: Top 5 places each heat qualify for semifinals)
 (Note: Top 3 places each semifinal heat qualify for finals)**

HEAT NO.1

Lane No.	Competitor, School	Place	Time
1 781	Derrick King (Jr.) Chicago (St. Ignatius)	_____	_____
2 697	Dean O'Brien (Jr.) Wheeling	_____	_____
3 705	Martin Milner (Sr.) Lake Zurich	_____	_____
4 315	Tyrone Perry (Jr.) Belleville (East)	_____	_____
5 993	Wilson Pierce (Sr.) South Holland (Thornton)	_____	_____
6 218	Greg Manabat (Sr.) Pontiac	_____	_____
7 868	James McPherson (Jr.) Chicago (Hyde Park)	_____	_____
8 502	Billy Williams (Sr.) Downers Grove (North)	_____	_____

HEAT NO.3

Lane No.	Competitor, School	Place	Time
1 87	Reggie Myers (Jr.) Mascoutah	_____	_____
2 874	Corey Holloway (Jr.) Chicago (Englewood)	_____	_____
3 653	Ed Hausser (Sr.) Arlington Heights (St. Viator)	_____	_____
4 347	Kenny Robinson (Sr.) East St. Louis (Sr.)	_____	_____
5 981	Mike Wheatley (So.) Harvey (Thornton)	_____	_____
6 570	DeVaughn Benion (Sr.) Westchester (St. Joseph)	_____	_____
7 737	Darryl Smith (Sr.) Waukegan (East)	_____	_____
8 370	Jon Dively (Sr.) Macomb	_____	_____

HEAT NO.2

Lane No.	Competitor, School	Place	Time
1 59	Mike Fokine (Sr.) Woodstock (H.S.)	_____	_____
2 169	Mike Muersch (Sr.) Palos Hills (Stagg)	_____	_____
3 876	Anthony Derrick (Sr.) Chicago (Englewood)	_____	_____
4 365	Jason Cook (Sr.) Jacksonville (H.S.)	_____	_____
5 296	Tim Newsome (So.) Rock Island (H.S.)	_____	_____
6 356	LaGrant Suggs (So.) East St. Louis (Sr.)	_____	_____
7 587	Justin McClurkin (Sr.) Joliet (Central)	_____	_____
8 446	Graham Romer (Sr.) Glen Ellyn (Glenbard West)	_____	_____

HEAT NO.4

Lane No.	Competitor, School	Place	Time
1 744	Todd Bland (Jr.) Waukegan (West)	_____	_____
2 839	Brian Frey (Sr.) Winnetka (New Trier)	_____	_____
3 990	Mizel Brooks (Sr.) South Holland (Thornton)	_____	_____
4 197	Anthony Jones (So.) Danville (H.S.)	_____	_____
5 146	David Hetherington (Sr.) Kankakee (Sr.)	_____	_____
6 641	Tyrone Culbert (Jr.) Romeoville	_____	_____
7 905	Charles Horton (So.) Chicago (Morgan Park)	_____	_____

HEAT NO.5

Lane No.	Competitor, School	Place	Time	Lane No.	Competitor, School	Place	Time
1 766	Donald Farmer (Jr.) Zion (Z.-Benton)	_____	_____	5 69	Reuben Hill (Sr.) Centralia	_____	_____
2 427	Rob Sonnemann (Sr.) Bensenville (Fenton)	_____	_____	6 225	Jeff Taylor (Jr.) Rantoul	_____	_____
3 240	Chris Palmer (Jr.) East Moline (United)	_____	_____	7 33	Marcus Glenn (Jr.) Rockford (East)	_____	_____
4 576	Karsten Edwards (Sr.) Aurora (West)	_____	_____				

PACK the PLACE II





Boys Class A Competitors By Heat

(Boys Class A Competitors Wear Numbers on Green)

(Note: Top 9 times qualify for finals.)

1600-METER RELAY

How To Score The Finals

Final Place	1st	2nd	3rd	4th	5th	6th	7th	8th
Team Points	10	8	6	5	4	3	2	1

Key: National Records may be set in any meet in which four or more teams compete, and the timing follows National Federation rules. IHSA Records are the state records and may be set only at the state final meet (prelims or finals). Class A Records are for the small schools only and set only at the state final. Class AA Records are for the large schools only and set only at the state final. FAT = fully automatic timing. MT = manual timing. All-time State of Illinois Bests may be set at any time by a student in any competition from the date the student begins high school until July 1 of the summer following the student's senior year.

1600-Meter Relay Records

NAT'L—3:07.40 by Hawthorne, CA (Michael Marsh, Michael Graham, Sean Kelly, Henry Thomas), 1985.

IHSA—3:14.17 (FAT) by Harvey (Thornton) (Napoleon Fisher, Joseph Plutz, Randy Jones, Harlan South), 1985 (Prelims) (3:14.0 MT).

Class A—3:20.00 (FAT) by St. Anne (Richard Miller, Johnny Dunlap, Kenny Smith, Dee Pickens), 1983 (Finals) (3:20.1 MT).

Class AA—3:14.17 (FAT) by Harvey (Thornton) (Napoleon Fisher, Joseph Plutz, Randy Jones, Harlan South), 1985 (Prelims) (3:14.0 MT).

Event Data

	Class A	Class AA
Total Qualifiers	45	43
Total Regular Qualifiers	32	32
Total Extra Qualifiers	13	11

Class A Sectional Bests

3:23.0	Trenton (Wesclin)
3:23.3	Yorkville
3:24.1	Clinton
3:25.3	Geneva
3:25.6	Eureka
3:25.6	St. Anne
3:25.8	Cairo
3:25.9	Melrose Park (Walther Lutheran)
3:26.7	Normal (University)
3:27.7	Heyworth
3:27.9	Metropolis (Massac Co.)
3:28.2	Washburn (Lowpoint-W.)
3:28.3	Madison
3:28.5	Princeton
3:28.8	Taylor Ridge (Rockridge)
3:28.8	Herschel
3:28.9	Nashville
3:29.1	Anna (A.-Jonesboro)
3:29.1	Peru (St. Bede)
3:29.4	Winnebago

Class AA Sectional Bests

3:18.3	East St. Louis (Sr.)
3:19.3	Chicago (Mendel Catholic)
3:19.4	Elmhurst (York)
3:19.5	Chicago (Quigley South)
3:19.7	Champaign (Centennial)
3:20.2	Kankakee (Sr.)
3:20.3	Evanston (Twp.)
3:20.3	Chicago Hts. (Bloom)
3:20.9	Hillside (Proviso West)
3:21.2	Chicago (St. Ignatius)
3:21.6	Streamwood
3:21.8	Moline
3:22.1	Joliet (West)
3:22.4	Alton (Sr.)
3:22.4	Blue Island (Eisenhower)
3:22.6	Villa Park (Willowbrook)
3:22.6	Glen Ellyn (Glenbard West)
3:22.8	East St. Louis (Lincoln)
3:22.8	Maywood (Proviso East)
3:22.9	Schaumburg
3:22.9	Harvey (Thornton)

HEAT NO. 1

Lane	School	Place	Time
1	Sciota (Northwestern)	_____	_____
2	Spring Valley (Hall)	_____	_____
3	Nashville	_____	_____
4	St. Anne	_____	_____
5	Trenton (Wesclin)	_____	_____
6	Metropolis (Massac Co.)	_____	_____
7	Aledo	_____	_____
8	Princeville	_____	_____
9	Monticello	_____	_____

HEAT NO. 2

Lane	School	Place	Time
1	Rochester	_____	_____
2	Chester	_____	_____
3	Herschel	_____	_____
4	Cairo	_____	_____
5	Yorkville	_____	_____
6	Washburn (Lowpoint-W.)	_____	_____
7	Eldorado	_____	_____
8	Mendota	_____	_____
9	Robinson	_____	_____

HEAT NO. 3

Lane	School	Place	Time
1	Maple Park (Kaneland)	_____	_____
2	Forreston	_____	_____
3	Peru (St. Bede)	_____	_____
4	Melrose Park (Walther Lutheran)	_____	_____
5	Clinton	_____	_____
6	Madison	_____	_____
7	Kewanee (H.S.)	_____	_____
8	Rushville	_____	_____
9	Kankakee (Bishop McNamara)	_____	_____

HEAT NO. 4

Lane	School	Place	Time
1	Genoa (G.-Kingston)	_____	_____
2	St. Joseph (S.J.-Ogden)	_____	_____
3	Anna (A.-Jonesboro)	_____	_____
4	Normal (University)	_____	_____
5	Geneva	_____	_____
6	Princeton	_____	_____
7	Rock Island (Alleman)	_____	_____
8	Carlinville	_____	_____
9	Lisle (Sr.)	_____	_____

HEAT NO. 5

Lane	School	Place	Time
1	Casey (C.-Westfield)	_____	_____
2	White Hall (North Greene)	_____	_____
3	Winnebago	_____	_____
4	Heyworth	_____	_____
5	Eureka	_____	_____
6	Taylor Ridge (Rockridge)	_____	_____
7	Greenville	_____	_____
8	New Berlin	_____	_____
9	Dwight	_____	_____



Boys Class AA Competitors By Heat

(Boys Class AA Competitors Wear Numbers on Red or White)

(Note: Top 9 times qualify for finals.)

HEAT NO. 1

Lane	School	Place	Time
1	Mt. Vernon	_____	_____
2	Rockford (East)	_____	_____
3	Maywood (Proviso East)	_____	_____
4	Kankakee (Sr.)	_____	_____
5	East St. Louis (Sr.)	_____	_____
6	Streamwood	_____	_____
7	Harvey (Thornton)	_____	_____
8	Winnetka (New Trier)	_____	_____
9	Springfield (H.S.)	_____	_____

HEAT NO. 2

Lane	School	Place	Time
1	Carbondale	_____	_____
2	Waukegan (West)	_____	_____
3	Glen Ellyn (Glenbard West)	_____	_____
4	Evanston (Twp.)	_____	_____
5	Chicago (Mendel Catholic)	_____	_____
6	Moline	_____	_____
7	Lockport (Twp.)	_____	_____
8	Oak Park (O.P.-River Forest)	_____	_____
9	Chicago (Austin)	_____	_____

HEAT NO. 3


Lane	School	Place	Time
1	Springfield (Southeast)	_____	_____
2	Peoria (Richwoods)	_____	_____
3	East St. Louis (Lincoln)	_____	_____
4	Chicago Hts. (Bloom)	_____	_____
5	Elmhurst (York)	_____	_____
6	Joliet (West)	_____	_____
7	Decatur (Mac Arthur)	_____	_____
8	Chicago (C.-Vocational)	_____	_____
9	Crystal Lake (Central)	_____	_____

HEAT NO. 4

Lane	School	Place	Time
1	Chicago (Lane)	_____	_____
2	Glenview (Glenbrook South)	_____	_____
3	Villa Park (Willowbrook)	_____	_____
4	Hillside (Proviso West)	_____	_____
5	Chicago (Quigley South)	_____	_____
6	Alton (Sr.)	_____	_____
7	Barrington	_____	_____
8	Naperville (Central)	_____	_____

HEAT NO. 5

Lane	School	Place	Time
1	Chicago (Julian)	_____	_____
2	Chicago Hts. (Bloom Trail)	_____	_____
3	Schaumburg	_____	_____
4	Chicago (St. Ignatius)	_____	_____
5	Champaign (Centennial)	_____	_____
6	Blue Island (Eisenhower)	_____	_____
7	Chicago (Marist)	_____	_____
8	Mundelein (Carmel for Boys)	_____	_____



"There is no greater feeling than the one you get when you're wearing your high school uniform and ride into (another) town in a yellow school bus."

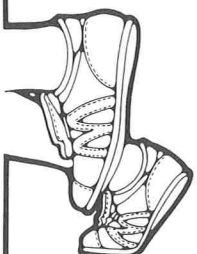
Gene W. Childress, during speech at National Federation 1985 Conference

ISA TRACK

Boys State Track Meet Team Data Team Champions (Excludes 1988)

Year	Champion	Coach	Points	Year	Champion	Coach	Points
1893	Peoria		42	1957	Chicago Hts. (Bloom)	Ralph Steben	39 ¹ / ₅
1894	Urbana		22	1958	Chicago Hts. (Bloom)	Ralph Steben	34 ¹ / ₂
1895	Chicago (Englewood)		26	1959	Chicago Hts. (Bloom)	Ralph Steben	29
1896	Rockford		23	1960	Moline	Gene Shipley	21 ¹ / ₇
1897	Chicago (Englewood)		22	1961	LaGrange (Lyons)	Max Armer	14 TIE
1898	Aurora (East)	George Stuart	36		Rock Island (Sr.)	Hod Lundeen	
1899	Biggsville	J.A. Strang	23	1962	Chicago (Phillips)	Carl Bonner	29
1900	Biggsville	Honey Stuart	33	1963	Alton (Sr.)	James Wigger	23
1901	Chicago (Englewood)		20	1964	Alton (Sr.)	James Wigger	19
1902	Chicago (South Division)		31	1965	Evanston	Bob Trevarthen	25
1903	Chicago (Hyde Park)		24	1966	Evanston	Bob Trevarthen	30
1904	Pontiac		20	1967	Chicago (Harlan)	Gerald Richard	23
1905	Chicago (Englewood)		16	1968	Hillside (Proviso West)	Don Kohlmann	20 ¹ / ₂
1906	Chicago (Wendell Phillips)	Oliver Reilley	12 TIE	1969	Alton (Sr.)	James Wigger	26
	Aurora (West)	Holland		1970	Evanston	Ron Helberg	21
1907	Oak Park	Lewis Omer	18	1971	Evanston	Ron Helberg	24
1908	Oak Park	Lewis Omer	30	1972	Evanston	Ron Helberg	28
1909	Chicago (University)	John Monilaw	21	1973	East St. Louis (Lincoln)	George Holliday	16 TIE
1910	Chicago (University)	John Monilaw	26		LaGrange (Lyons)	Max Armer	
1911	Chicago (University)	John Monilaw	23	1974	Chicago (Lane Tech)	William Lewis	27 TIE
1912	Chicago (Lane Tech)	Willard	18		Evanston	Ron Helberg	
1913	Oak Park	Robert Zuppke	34	1975A	Maple Park (Kaneland)	Bruce Peterson	34
1914	Class A—Chicago (Univ.)	John Monilaw	42 ¹ / ₂	1975AA	East St. Louis (Sr.)	Jimmy Lewis	29
	Class B—LaGrange	B.E. Gordon	28 ¹ / ₂	1976A	Granville (Putnam Co.)	Jim Davis	23
1915	Class A—Oak Park	Glen Thistlewaite	32	1976AA	East St. Louis (Sr.)	Jimmy Lewis	30
	Class B—LaGrange	B.E. Gordon	30	1977A	Maple Park (Kaneland)	Bruce Peterson	54
1916	Class A—Joliet	Charles W. Jones	30	1977AA	East St. Louis (Sr.)	Jimmy Lewis	46 TIE
	Class B—Harrisburg	Herbert C. Hopkins	20		Chicago Hts. (Bloom)	Lonnell Poole	
	Class C—Evanston (Acad.)	Lewis Omer	48	1978A	Robinson	Tony Cork	35
1917	No Meet			1978AA	East St. Louis (Sr.)	Jimmy Lewis	37
1918	No Meet			1979A	Chicago (Luther South)	Norm Meier	42
1919	Class A—Oak Park	Glen Thistlewaite	48	1979AA	Evanston (Twp.)	Willie May	51
	Class B—Chicago (Univ.)	John Monilaw	19	1980A	Chicago (Luther South)	Norm Meier	32
1920	Class A—Oak Park	Glen Thistlewaite	41 ¹ / ₂	1980AA	Maywood (Proviso East)	Chuck Farinella	40 TIE
	Class B—Marion	E.H. Schreiber	15 ¹ / ₂		Waukegan (East)	Marvin Arrington	40
1921	Class A—Champaign		38	1981A	Chicago (Leo)	John O'Keefe	46
	Class B—Forrest	C.C. Merrill	19	1981AA	East St. Louis (Lincoln)	Arthur Marshall	67
1922	Class A—Evanston	A.P. Bradley	35	1982A	St. Anne	Mike Rebello	52
	Class B—Forrest	C.C. Merrill	19 ¹ / ₂	1982AA	East St. Louis (Lincoln)	Arthur Marshall	77
1923	Class A—Oak Park	Frank Winters	25 ² / ₃₅	1983A	Cairo	Jim West	45
		L.L. Tichtin		1983AA	East St. Louis (Lincoln)	Arthur Marsall	49
	Class B—White Hall	Clarence Whiteside	20 ¹ / ₅	1984A	Melrose Park (Walther Lutheran)	Stan Reddel	52
1924	Class A—Oak Park	Frank Winters	46	1984AA	East St. Louis (Lincoln)	Arthur Marshall	49
	Class B—Girard	C.H. Cushman	20	1985A	Cairo	Jim West	54
1925	Class A—Danville	J.W. Thomas	17 TIE	1985AA	East St. Louis (Sr.)	Gordon Schoby	40
	Eldorado	Earl Bland		1986A	Chicago (Luther South)	Oscar Kieschnick	48
	Class B—Hinsdale		28	1986AA	North Chicago	Amos Jones	39
1926	Chicago (Senn)	Pat Pierce	17 ¹ / ₂	1987A	Pontiac	Chuck Lucas	56
1927	Rockford	Charles A. Beyer	19 ¹ / ₂	1987AA	Oak Park-River Forest	Glen Cothorn	43
1928	Chicago (Tilden)	Frank J. Hartman	22				
1929	Chicago (Hyde Park)		15 TIE				
	Chicago (Tilden)	F.J. Hartman					
1930	Oak Park	Bob Woodruff	29				
1931	Oak Park	Bob Woodruff	17				
1932	Oak Park	Bob Woodruff	32				
1933	Rockford	Charles A. Beyer	18				
1934	Winnetka (New Trier)	John Nay	19				
1935	Rockford	Charles A. Beyer	21				
1936	Elmhurst (York)	Clarence East	20				
1937	Oak Park	Bob Woodruff	18 ¹ / ₂				
1938	Oak Park	Bob Woodruff	29				
1939	Elmhurst (York)	Clarence (East)	22				
1940	Maywood (Proviso)	Otto H. Matte	16 ¹ / ₂				
1941	Des Plaines (Maine)	Sam Marzulo	20				
1942	Oak Park	Don Harshbarger	26 ² / ₃				
1943	Chicago (Phillips)	Lawrence Bingley	18				
1944	Winnetka (New Trier)	John M. Nay	41 ¹ / ₂				
1945	Oak Park	Don Harshbarger	27 ³ / ₄				
1946	Des Plaines (Maine)	Sam Marzulo	16				
1947	Oak Park	Robert C. Wright	33				
1948	LaGrange (Lyons)	Russell Deason	15				
1949	LaGrange (Lyons)	Russell Deason	26 ⁷ / ₁₀				
1950	Chicago (Phillips)	Henry Springs	19				
1951	Chicago (Phillips)	Henry Springs	24				
1952	LaGrange (Lyons)	Russell Deason	20				
1953	LaGrange (Lyons)	Russell Deason	30 ⁷ / ₁₀				
1954	LaGrange (Lyons)	Russell Deason	16				
1955	Blue Island	Ohlen Driver	18				
1956	Chicago Hts. (Bloom)	Ralph Steben	22				

**BAD STARTS AND
BAD TECHNIQUE
LOSE MORE
MEETS
THAN
"BAD"
CALLS.**



Illinois High
School Association

Recapping Class A Boys Scoring Leaders

Recapping Class AA Boys Scoring Leaders

1975 @ Charleston (EIU)

1. Maple Park (Kaneland)	34
2. Granville (Putnam County)	18
Hoopeston-East Lynn	18
4. Prophetstown	10
Gilman	10
6. Carthage (Hancock Central)	9
Mahomet-Seymour	9
8. Mt. Sterling (Brown County)	8
Flanagan	8
Stillman Valley	8
Clifton (Central)	8
Watsika	8

1976 @ Charleston (EIU)

1. Granville (Putnam County)	23
2. Maple Park (Kaneland)	22
3. Farmington (East)	17
4. Lebanon	14
Peru (St. Bede)	14
Momence	14
7. Gilman	12
8. Paxton	11
9. Melrose Park (Walther Lutheran)	10
Polo	10

1977 @ Charleston (EIU)

1. Maple Park (Kaneland)	57
2. Lebanon	30
3. Minooka	26
4. Peru (St. Bede)	24
5. Chicago (Luther South)	22
Melrose Park (Walther Lutheran)	22
7. Tolono (Unity)	20
Robinson	20
9. Chester	17
10. Sparta	16½

1978 @ Charleston (EIU)

1. Robinson	35
2. Madison	32
3. St. Anne	31
4. Gibson City	28
5. Casey	25
6. Rushville	24
7. Riverton	18
Peru (St. Bede)	18
Spring Valley (Hall)	18
10. Highland (St. Paul)	16

1979 @ Charleston (EIU)

1. Chicago (Luther South)	42
2. Gibson City	34
3. Rochester	29
4. Madison	27
5. Aurora (Central Catholic)	22.5
6. Elmhurst (Timothy Christian)	21
7. Melrose Park (Walther Lutheran)	19
8. Arcola	18.5
9. Fulton	18
10. Erie	16
Washburn (Lowpoint-W.)	16
Prophetstown	16

1980 @ Charleston (EIU)

1. Chicago (Luther South)	32
2. Metropolis	28
3. Mahomet-Seymour	25
4. Freeburg	22
5. Gibson City	21
6. Paxton	20
Melrose Park (Walther Lutheran)	20
8. Hoopeston-East Lynn	19
9. Elmwood	18
10. Prophetstown	17
Forreston	17

1981 @ Charleston (EIU)

1. Chicago (Leo)	46
2. Chicago (Luther South)	40
3. Princeton	38
4. Sidell (Jamaica)	24
St. Anne	24
6. Rochester	21
7. Buffalo (Tri-City)	20
Freeburg	20
Melrose Park (Walther Lutheran)	20
10. Mahomet (M.-Seymour)	17

1982 @ Charleston (EIU)

1. St. Anne	52
2. Rochester	28
3. Lisle (Sr.)	25
West Frankfort (Frankfort)	25
5. Cornell	20
Buffalo (Tri-City)	20
Chicago (Providence-St. Mel)	20
8. Tiskilwa	18
Glasford (Illini Bluffs)	18
10. Paxton	17
Benton	17

1983 @ Charleston (EIU)

1. Cairo	45
2. St. Anne	40
3. Chicago (Leo)	34
4. Melrose Park (Walther Lutheran)	29
5. Christopher	23
6. McLeansboro	20
Riverton	20
Cornell	20
9. Tuscola	19
10. Fulton	18

1984 @ Charleston (EIU)

1. Melrose Park (Walther Lutheran)	52
2. Cairo	42
3. Farmington (F. East)	28
4. Peoria (Bergan)	25
5. Elgin (St. Edward)	24
Sullivan	24
7. St. Anne	22
8. Amboy	21
9. Riverton	20
10. Chicago (Providence-St. Mel)	20
Chicago (Latin)	20

1985 @ Charleston (EIU)

1. Cairo	54
2. Savanna	25
3. St. Anne	19
Byron	19
5. Farmer City (F.C.-Mansfield)	18
Pontiac	18
7. Princeton	17
Melrose Park (Walther Lutheran)	17
9. Yorkville	16
Beecher	16
Carlville	16

1986 @ Charleston (EIU)

1. Chicago (Luther South)	48
2. Sullivan	27
Geneva	27
Yorkville	27
5. St. Joseph (S.J.-Ogden)	26
6. DuQuoin	23
7. Newton	22
St. Anne	22
9. Rushville	19
10. Riverton	18

1987 @ Charleston (EIU)

1. Pontiac	58
2. Mahomet (M.-Seymour)	40
3. Normal (University)	38
4. Sherrard	31
5. Watsika	29
Riverton	29
7. Casey (C.-Westfield)	28
8. Anna (A.-Jonesboro)	20
9. St. Anne	19
10. Madison	17

1975 @ Charleston (EIU)

1. East St. Louis (Sr.)	29
2. Chicago (Phillips)	19
Rockford (East)	19
4. Maywood (Proviso East)	14
5. Alton (Sr.)	12
6. Joliet (East)	11
Oak Lawn (Community)	11
8. Evanston	10
9. Elmhurst (York)	9
10. Hillside (Proviso West)	8

1976 @ Charleston (EIU)

1. East St. Louis (Sr.)	30
2. Chicago Hts. (Bloom)	26
3. Maywood (Proviso East)	14
4. Harvey (Thornton)	12
5. Rockford (East)	10
LaGrange (Lyons)	10
Orland Park (Sandburg)	10
Chicago (King)	10
9. Joliet (East)	9
10. Chicago (Harlan)	7

1977 @ Charleston (EIU)

1. East St. Louis (Sr.)	46
Chicago Hts. (Bloom)	46
3. Orland Park (Sandburg)	28
4. Chicago (King)	24
5. North Chicago	23
6. Des Plaines (Maine West)	19
7. Springfield (Southeast)	15
Chicago (Mendel Catholic)	15
9. Lockport (Central)	14
10. Libertyville	12
East St. Louis (Lincoln)	12
Peoria (H.S.)	12
Champaign (Central)	12

1978 @ Charleston (EIU)

1. East St. Louis (Sr.)	37
2. Deerfield	24
Chicago (Brother Rice)	24
4. Evanston (Twp.)	23
5. Dolton (Thorndridge)	22
Orland Park (Sandburg)	22
7. Chicago (Calumet)	21
8. Harvey (Thornton)	20
9. Chicago (Farragut)	19
10. Danville (H.S.)	18
Maywood (Proviso East)	18

1979 @ Charleston (EIU)

1. Evanston (Twp.)	51
2. East St. Louis (Sr.)	44.5
3. Chicago (Phillips)	37
4. Palatine (Fremd)	29
5. Moline	27
6. Aurora (West)	23
7. Deerfield	21
8. Naperville (North)	20
Kankakee (Westview)	20
10. Chicago (Tilden)	17
Washburn (Lowpoint-W.)	16
Prophetstown	16

1980 @ Charleston (EIU)

1. Waukegan (East)	40
Maywood (Proviso East)	40
3. Dolton (Thorndridge)	32
4. Chicago (Phillips)	28
5. North Chicago	26
6. Chicago Ht. (Bloom)	22
Chicago (St. Ignatius)	22
8. Chicago (Lindblom)	21
9. Naperville (North)	20
10. Danville (H.S.)	19

1981 @ Charleston (EIU)

1. East St. Louis (Lincoln)	67
2. Blue Island (Eisenhower)	38
3. Chicago (Phillips)	24
4. Chicago Hts. (Bloom)	20
Dolton (Thorndridge)	20
Hillside (Proviso West)	20
7. Mattoon	19
8. Maywood (Proviso East)	18
9. North Chicago	17
Tinley Park (H.S.)	17

1982 @ Charleston (EIU)

1. East St. Louis (Lincoln)	77
2. Chicago (Dunbar)	36
3. North Chicago	30
4. Chicago (Mendel)	27
5. Elmhurst (York)	23
6. Chicago (Marist)	20
Chicago (Hales Franciscan)	20
8. Waukegan (East)	19
9. Lockport	18
Maywood (Proviso East)	18

1983 @ Charleston (EIU)

1. East St. Louis (Lincoln)	49
2. Chicago Hts. (Bloom Trail)	46
3. Waukegan (East)	30
4. Chicago (Kenwood)	29
5. Danville (H.S.)	28
6. Wheaton (North)	21
Chicago (Tilden)	21
8. Oak Park (O.P.-River Forest)	19
9. Arlington Hts. (St. Viator)	16
10. Downers Grove (South)	15

1984 @ Charleston (EIU)

1. East St. Louis (Lincoln)	49
2. Rock Island (H.S.)	45
3. Danville (H.S.)	38
4. Maywood (Proviso East)	36
5. East St. Louis (Sr.)	28
6. Decatur (MacArthur)	24
7. Rockford (East)	23
8. Pekin	18
South Holland (Thornwood)	18
10. Aurora (East)	16

1985 @ Charleston (EIU)

1. East St. Louis (Sr.)	40
2. Elmhurst (York)	39
3. Chicago Hts. (Bloom Trail)	36
4. Harvey (Thornton)	29
5. Chicago (Mt. Carmel)	26
6. Zion (Z.-Benton)	25
7. Rock Island (H.S.)	24
8. Peoria (H.S.)	20
9. Danville (H.S.)	18
Oak Park (O.P.-River Forest)	18

1986 @ Charleston (EIU)

1. North Chicago	39
2. Decatur (MacArthur)	38
3. Chicago Hts. (Bloom)	36
4. Blue Island (Eisenhower)	32
East St. Louis (Sr.)	32
6. Chicago (Kenwood)	31
7. Chicago (Mendel)	27
8. Naperville (North)	26
9. Glen Ellyn (Glenbard West)	21
Tinley Park (H.S.)	21
Morton	21
Oak Park (O.P.-River Forest)	21

1987 @ Charleston (EIU)

1. Oak Park (O.P.-River Forest)	43
2. East St. Louis (Sr.)	40
3. Naperville (North)	29
4. Kankakee (Sr.)	28
5. Harvey (Thornton)	25
6. North Chicago	24
7. Evanston (Twp.)	23
8. Chicago (Mendel Catholic)	22
9. Glen Ellyn (Glenbard West)	18.5
10. Niles (Notre Dame)	18
Hillside (Proviso West)	18

All-Time IHSA Boys State Track Meet Multiple Winners

(Prior to Classes)

Year	Competitor, School	Year	Competitor, School	Year	Competitor, School
1893	Jamison, Peoria 50 Yard Dash @ :05.75 100 Yard Dash @ :10.40 220 Yard Dash @ :23.25 One Mile Bicycle @ 2:49.5	1908	Kuhn, Chicago (Wendell Phillips) 50 Yard Dash @ :05.6 100 Yard Dash @ :10.6	1920	Ayers, Hinsdale Class B 50 Yard Dash @ :05.8 100 Yard Dash @ :10.8
1894	Bell, Chicago (Lake View) 880 Yard Run @ 2:16 One Mile Run @ 5:41.5		Martin, Oak Park 220 Yard Dash @ :23 440 Yard Dash @ :51.8		Meyers, Altona Shot Put @ 45-7 ³ / ₄ Discus Throw @ 130-7
	Mattis, Champaign 100 Yard Dash @ :10.8 220 Yard Dash @ :24	1909	Barnes, Oak Park 880 Yard Run @ 2:06.2 Mile Run @ 4:41.4	1921	Baxter, Champaign Class A 50 Yard Dash @ :05.8 100 Yard Dash @ :10.2
	Bohman, Chicago (Lake View) 880 Yard Run @ 2:15.4 One Mile Run @ 5:37.8		Martin, Oak Park 50 Yard Dash @ :05.6 100 Yard Dash @ :10.2	1921	Red Grange, Wheaton Class B 100 Yard Dash @ :10.4 Broad Jump @ 21-5 ¹ / ₄
	Shepard, Chicago (Hyde Park) Shot Put (12 lb.) @ 39-8 Hammer Throw @ 108-0 Baseball Throw @ 347-5		Yates, Galesburg 440 Yard Dash @ :52.5 880 Yard Run @ 2:04.8	1922	Cameron, Evanston Class A 100 Yard Dash @ :10.2 220 Yard Dash @ :22.2
	Herschberger, Peoria Running High Jump @ 5-0 ¹ / ₂ Pole Vault @ 9-0		Byrd, Milford Shot Put @ 49-10 Hammer Throw @ 155-7 Discus Throw @ 113-1 ¹ / ₂		Stewart, Deerfield Shields 120 Yard High Hurdles @ :16.4 220 Yard Low Hurdles @ :26.6
	Cunningham, Cairo Running Broad Jump @ 17-6 Hop, Step & Jump @ 40-0	1910	Yates, Galesburg 440 Yard Dash @ :53 880 Yard Run @ 2:01.4	1922	Dicenzo, Toluca Class B 50 Yard Dash @ :05.8 100 Yard Dash @ :10.6
1895	Randall, Chicago (S. Division) 50 Yard Dash @ :06.6 100 Yard Dash @ :10.8		Byrd, Milford Shot Put @ 48-3 Discus Throw @ 139-5	1923	Goodwillie, Chicago (University) Class A 100 Yard Dash @ :10.2 220 Yard Dash @ :21.4
	Moran, Canton Standing Broad Jump @ 10-0 ³ / ₄ Shot Put (12 lb.) @ 38-8 ¹ / ₂	1911	Noonan, Decatur 880 Yard Run @ 2:02.6 Mile Run @ 4:37.2	1923	Dicenzo, Toluca Class B 50 Yard Dash @ :05.6 100 Yard Dash @ :10.2
	Stevens, Mattoon High Kick @ 9-2 Pole Vault @ 9-3	1912	Johnson, Chicago (Bowen) 100 Yard Dash @ :10.6 220 Yard Dash @ :22.8	1924	None Class A
1896	MacIin, DuQuoin 50 Yard Dash @ :05.8 100 Yard Dash @ :10.4		Harvey, Aurora (West) 880 Yard Run @ 2:08 Mile Run @ 4:38.4	1924	Knoop, Chesterfield Class B 50 Yard Dash @ :06 100 Yard Dash @ :10.6
1897	MacIin, DuQuoin 50 Yard Dash @ :06 100 Yard Dash @ :10.8 220 Yard Dash @ :25	1913	Irish, Oak Park 50 Yard Dash @ :05.6 100 Yard Dash @ :10.8		Lewis, Carlinville Shot Put @ 50-2 ¹ / ₈ Discus Throw @ 120-2
	Sutter, Chicago (Lake View) Shot Put (12 lb.) @ 42-3 ¹ / ₂ Hammer Throw (12 lb.) @ 133-5	1914	Carter, Chicago (University) Class A 100 Yard Dash @ :10.2 220 Yard Dash @ :22.6	1925	None Class A
1898	Bertram, Lewistown 100 Yard Dash @ :10.2 220 Yard Dash @ :24.4		May, Chicago (Lane) Mile Run @ 4:38.8 220 Yard Hurdles @ :28.4	1925	McDonough, Carrollton Class B 100 Yard Dash @ :11 120 Yard High Hurdles @ :17.4
	Bonney, Aurora (East) Running High Jump @ 5-6 Standing Broad Jump @ 10-3 ¹ / ₂	1914	Allman, Urbana Hammer Throw @ 138-8 Discus Throw @ 113-11		Borsum, Hinsdale 220 Yard Low Hurdles @ :27.4 Running Broad Jump @ 21-3 ¹ / ₄
	Fowler, Aurora (East) Shot Put (12 lb.) @ 42-4 ¹ / ₂ Hammer Throw (12 lb.) @ 112-7	1914	Smart, LaGrange Class B 120 Yard Hurdles @ :17 Running Broad Jump @ 21-8 ³ / ₄	1926	Patterson, Chicago (Tilden) 100 Yard Dash @ No time allowed because of wrong measurement of distance 220 Yard Dash @ :22.1
1899	Bell, Biggsville 50 Yard Dash @ :06 100 Yard Dash @ :10.4 220 Yard Dash @ :23		Husted, Roodhoose Shot Put @ 42-11 Discus Throw @ 124-11		Rogers, Chicago (Senn) 120 Yard High Hurdles @ :15.8 220 Yard Low Hurdles @ :24.4
	Webster, Chicago (Englewood) 880 Yard Run @ 2:04 One Mile Run @ 4:40	1915	Floete, Chicago (University) Class A 100 Yard Dash @ :10.6 220 Yard Dash @ :23	1927	None
	Annis, Aurora (West) Quarter Mile Bicycle @ :35.2 Mile Bicycle @ 2:38.6		Allman, Urbana Shot Put @ 46-1 Discus Throw @ 123-8	1928	Ralph Metcalfe, Chicago (Tilden) 100 Yard Dash @ :10.5 220 Yard Dash @ :21.1
1900	Bell, Biggsville 50 Yard Dash @ :05.8 100 Yard Dash @ :10.6 220 Yard Dash @ :18	1915	Fey, LaGrange Class B 120 Yard Hurdles @ :17 220 Yard Hurdles @ :26.6	1929	Ralph Metcalfe, Chicago (Tilden) 100 Yard Dash @ :09.9 220 Yard Dash @ :21.3
	Dougherty, Biggsville Running High Jump @ 5-11 Standing Broad Jump @ 10-3-6		Baker, El Paso Shot Put @ 44-1 ¹ / ₂ Discus Throw @ 117-10	1930	Ralph Metcalfe, Chicago (Tilden) 100 Yard Dash @ :09.8 220 Yard Dash @ :21.1
1901	Webster, Chicago (Englewood) 880 Yard Run @ 2:04 One Mile Run @ 4:40	1916	Powers, Decatur Class A 100 Yard Dash @ :10.4 220 Yard Dash @ :23.4		Eggleston, Chicago (Hyde Park) 120 Yard High Hurdles @ :16 220 Yard Low Hurdles @ :25.3
	Annis, Aurora (West) Quarter Mile Bicycle @ :35.2 Mile Bicycle @ 2:38.6	1916	Landers, Oregon Class B 120 Yard Hurdles @ :16.4 Pole Vault @ 10-0	1931	None
1902	Henderson, Chicago (S. Division) 100 Yard Dash @ :10.8 220 Yard Dash @ :24	1916	Zerwer, Lewis Class C 50 Yard Dash @ :06 100 Yard Dash @ :10.6	1932	R. Herman, Oak Park 100 Yard Dash @ :09.7 220 Yard Dash @ :21.2
1903	Walter Eckersall, Chicago (Hyde Park) 50 Yard Dash @ :05.4 100 Yard Dash @ :10 220 Yard Dash @ :22		Cram, Evanston 220 Yard Dash @ :25.6 Broad Jump @ 20-0		Pollard, Chicago (Senn) 120 Yard High Hurdles @ :15.1 220 Yard Low Hurdles @ :24.2
1904	Seay, Anna 50 Yard Dash @ :05.6 100 Yard Dash @ :10.4 220 Yard Dash @ :22.2		Baker, Chicago (Morgan Park) Shot Put @ 46-9 Discus Throw @ 122-4	1933	W. Rideout, Tuscola Mile Run @ 4:25.2 880 Yard Run @ 1:59.4
	Evvard, Pontiac Hammer Throw @ 164-04 Discus Throw @ 116-2	1919	Coffin, Oak Park Class A 100 Yard Dash @ :10.2 220 Yard Dash @ :23.8		L. Spurgeon, Centralia Running High Jump @ 6-5 ¹ / ₈ Broad Jump @ 22-7 ¹ / ₂
1905	None	1919	Southard, Edwardsville Class B 50 Yard Dash @ :05.4 100 Yard Dash @ :10.2		J. Freeston, Atlanta Shot Put @ 51-4 Discus Throw @ 125-8
1906	Harrison, Chicago (Crane) 50 Yard Dash @ :05.4 Running Broad Jump @ 21-6		Meyers, Altona Shot Put @ 44-2 ¹ / ₂ Discus Throw @ 113-1 ¹ / ₂	1934	R. Packard, Rockford 100 Yard Dash @ :09.9 220 Yard Dash @ :22.6
1907	Randolph, Oak Park 100 Yard Dash @ :10.4 220 Yard Dash @ :23	1920	Myer, Chicago (Crane) Class A 50 Yard Dash @ :05.8 100 Yard Dash @ :10.4		L. Spurgeon, Centralia High Jump @ 6-3 (tied) Broad Jump @ 23-7 ³ / ₄
			Kimball, Deerfield Shields 120 Yard Hurdles @ :16.4 220 Yard Hurdles (Low) @ :24.4	1935	R. Packard, Rockford 100 Yard Dash @ :10 220 Yard Dash @ :21
				1936	None

All-Time Boys State Track Meet Multiple Winners continued . . . Page 2

Year	Competitor, School	Year	Competitor, School	Year	Competitor, School
1937	Floss Anders, Moline 100 Yard Dash @ :10 220 Yard Dash @ :22.4	1949	Bob Ulrich, Hinsdale 100 Yard Dash @ :10.1 220 Yard Dash @ :22.5	1965	Michael Butler, Champaign 120 Yard High Hurdles @ :14.8 180 Yard Low Hurdles @ :20.1
1938	None		Wayne Veith, LaGrange (Lyons) 120 Yard High Hurdles @ :14.8 High Jump @ 5-11 3/4 (tied)		Bruce Aiken, Taylorville 100 Yard Dash @ :10.5 220 Yard Dash @ :22.3
1939	Bruce Freeman, Elmhurst (York) Shot Put @ 53-3 3/4 Discus Throw @ 145-2	1950	None		Roy Houston, Evanston (Twp.) 440 Yard Dash @ :48.7 Broad Jump @ 22-11 1/4
	Leicester Farmer, Maywood (Proviso) 100 Yard Dash @ :10.3 Broad Jump @ 23-0 1/2	1951	Ira Murchison, Chicago (Phillips) 100 Yard Dash @ :10.0 220 Yard Dash @ :22.6	1966	Allen Deppe, Campbell Hill (Trico) 100 Yard Dash @ :09.9 220 Yard Dash @ :21.2
1940	Leicester Farmer, Maywood (Proviso) 100 Yard Dash @ :10 Broad Jump @ 24-0 3/4		Willie Stevens, Chicago (Phillips) 120 Yard High Hurdles @ :14.5 180 Yard Low Hurdles @ :19.8	1967	Ronald Draper, Chicago (Harlan) 120 Yard High Hurdles @ :14.1 180 Yard Low Hurdles @ :18.9
	John Smith, Des Plaines (Maine) 120 Yard High Hurdles @ :14.8 200 Yard Low Hurdles @ :22.9	1952	None		Mike Goodrich, East St. Louis (Sr.) 100 Yard Dash @ :09.7 220 Yard Dash @ :20.9
1941	John Smith, Des Plaines (Maine) 120 Yard High Hurdles @ :14.2 200 Yard Low Hurdles @ :21.9	1953	None	1968	Greg Johnson, East St. Louis (Lincoln) 120 Yard High Hurdles @ :14.0 180 Yard Low Hurdles @ :19.4
1942	George Geyer, Oak Park 100 Yard Dash @ :10.1 220 Yard Dash @ :22	1954	James Franzen, Highland Park 100 Yard Dash @ :10.1 220 Yard Dash @ :21.9	1969	Merlyn Hood, East Moline (United) 100 Yard Dash @ :09.7 220 Yard Dash @ :21.8
1943	None		Vernon Estes, North Chicago 100 Yard Dash @ :10.3 220 Yard Dash @ :21.7	1970	Howard Jones, Evanston 100 Yard Dash @ :09.5 220 Yard Dash @ :21.5
1944	John Spink, Winnetka (New Trier) 120 Yard High Hurdles @ :14.7 200 Yard Low Hurdles @ :22.6	1955	Willie May, Blue Island 120 Yard High Hurdles @ :14.5 180 Yard Low Hurdles @ :19.5	1971	David Merrick, New Lenox (Lincoln-Way) Two Mile Run @ 8:48.9 Mile Run @ 4:07.4
	Tom Boswell, Evanston 100 Yard Dash @ :10.1 220 Yard Dash @ :21.8	1956	John Lattimore, Chicago (Phillips) 220 Yard Dash @ :20.9 440 Yard Dash @ :48.8		Howard Jones, Evanston 100 Yard Dash @ :09.7 220 Yard Dash @ :21.3
1945	Dick Warfield, Winnetka (New Trier) 120 Yard High Hurdles @ :15 200 Yard Low Hurdles @ :23.0	1957	Fred Macklin, Chicago Hts. (Bloom) 440 Yard Dash @ :48.9 Broad Jump @ 22-6 1/2	1972	Craig Virgin, Lebanon Two Mile Run @ 8:51.9 Mile Run @ 4:09.2
1946	Bob O'Brien, Des Plaines (Maine) 100 Yard Dash @ :10.1 220 Yard Dash @ :22.7		Mike Pyle, Winnetka (New Trier) Shot Put @ 58-3 1/2 Discus Throw @ 159-3 3/4		Howard Jones, Evanston 100 Yard Dash @ :09.5 220 Yard Dash @ :21.2
1947	William Konrad, Oak Park 100 Yard Dash @ :10 220 Yard Dash @ :21.7	1958	None	1973	Mike McFarland, Chicago (Parker) 100 Yard Dash @ :09.5 220 Yard Dash @ :20.9
	Joe Peterson, Oak Park Shot Put @ 49-9 1/4 Discus Throw @ 152	1959	None		Ron Sterrenberg, LaGrange (Lyons) 120 Yard High Hurdles @ :13.8 330 Yard Low Hurdles @ :36.9
1948	Leonard Sykes, Chicago (Phillips) 100 Yard Dash @ :10.4 220 Yard Dash @ :23.2	1960	B. B. Gater, Alton (Sr.) 100 Yard Dash @ :10.4 220 Yard Dash @ :23.4	1974	Joe Stewart, Evanston 100 Yard Dash @ :09.7 220 Yard Dash @ :21.6
		1961	None		
		1962	Tom Atkinson, LaGrange (Lyons) 100 Yard Dash @ :10.1 Broad Jump @ 24-0 1/2		
		1963	None		
		1964	None		

Class A Boys Track Multiple Winners

* = Record (I) = IHSA Record (P) = Prep Record

Year	Competitor, School	Year	Competitor, School
1975	Mark Claypool, Maple Park (Kaneland) Triple Jump @ 46-0 1/4* 440 Dash @ :49.08*	1981	John McCarthy, Buffalo (Tri-City) 110 High Hurdles @ :14.33 (wind-aided) 300 Low Hurdles @ :37.75
1975	Steve Safranski, Granville (Putnam County) Long Jump @ 22-11* 220 Dash @ :21.94*	1982	John Jacobson, Cornell 1600 Run @ 4:20.24 3200 Run @ 9:17.69
1976	Steve Safranski, Granville (Putnam County) Long Jump @ 23-3 1/4* 100 Dash @ :09.95*	1982	John McCarthy, Buffalo (Tri-City) 300 Low Hurdles @ :37.89 110 High Hurdles @ :14.39 (wind-aided)
1976	Reo Rorem, Gilman Mile @ 4:18.65 Two-Mile @ 9:11.44*	1983	Kip Wright, Cairo Long Jump @ 22-5 1/4 Triple Jump @ 46-10 1/2
1976	Brent Barth, Peru (St. Bede) 120 High Hurdles @ :14.52 330 Low Hurdles @ :38.00*		John Jacobson, Cornell 1600 Run @ 4:19.04* 3200 Run @ 9:12.55*
1977	Mark Claypool, Maple Park (Kaneland) Long Jump @ 22-3 2/3 440 Dash @ :47.18* (I)	1984	Sean Canaday, Riverton Shot @ 57-7 Discus @ 177-1
1978	Mike Simpson, Casey 100 Dash @ :09.85 (wind-aided) 220 Dash @ :22.19	1984	Tom Mowatt, Chicago (The Latin School) Long Jump @ 22-8 3/4 Triple Jump @ 46.3 1/2
1979	Dan Jeffers, Rochester Long Jump @ 23-6 3/4 100 Dash @ :09.98	1985	Eric Childs, Cairo 100 Meter Dash @ :10.79 200 Meter Dash @ :22.67
1980	Mike Conley, Chicago (Luther South) Long Jump @ 21-11 Triple Jump @ 47-3 1/4	1986	Cary Chandler, Chicago (Luther South) 100 Meter Dash @ :10.96 200 Meter Dash @ :22.31
1980	Steve Buchholz, Paxton 100 Dash @ :10.97 200 Dash @ :22.06	1987	Chad Canaday, Riverton Shot @ 58-3 Discus @ 177-6
1981	Mike Conley, Chicago (Luther South) Long Jump @ 23-2 1/4 Triple Jump @ 50-9* (I) 100 Dash @ :10.64 (wind-aided) 200 Dash @ :22.26	1987	Todd Lopeman, Pontiac 1600 Run @ 4:18.09 3200 Run @ 9:13.42
		1987	Britt Malott, Anna-Jonesboro 110 Hurdles @ :14.43 300 Hurdles @ :37.30

Class AA Boys Track Multiple Winners

* = Record (I) = IHSA Record (P) = Prep Record

Year	Competitor, School
1975	Greg Foster, Maywood (Proviso East) 120 High Hurdles @ :13.47 330 Low Hurdles @ :36.0* (I)
1978	Duane Bibbie, Harvey (Thornton) Long Jump @ 24-3 1/4 Triple Jump @ 49-3 1/4
1978	Tom Graves, Orland Park (Sandburg) Mile @ 4:09.37 Two-Mile @ 9:06.91
1979	Bob McGee, Evanston (Twp.) 100 Dash @ :09.51 120 High Hurdles @ :13.87 330 Low Hurdles @ :36.94
1981	Wallace Spearman, Blue Island (Eisenhower) 100 Dash @ :09.95 (WA) 200 Dash @ :21.53
1982	Barry Malloy, East St. Louis (Lincoln) 110 High Hurdles @ :13.98 (wind-aided) Long Jump @ 23-5 1/4
1982	Gary Kostrubala, Chicago (Marist) Shot @ 61-3 1/2 Discus @ 184-2* (I)
1982	Albert Robinson, Chicago (Hales Franciscan) 100 Dash @ :10.39 (wind-aided) 200 Dash @ :21.56*
1983	Kelly Reed, Chicago (Kenwood) 100 Dash @ :10.53 200 Dash @ :21.64
1984	Tim Simon, Maywood (Proviso East) Long Jump @ 25-0 1/4 (WA) 400 Dash @ :47.48
1984	Thomas Adams, Rock Island (H.S.) 200 Dash @ :21.56 (WA) 100 Dash @ :10.40
1985	Harold Leonard, Chicago (Mt. Carmel) 400 Meter Dash @ :46.51 (I) 200 Meter Dash @ :21.49 (I)
1986	Lance Stewart, Tinley Park (H.S.) Shot @ 60-3 1/4 Discus @ 186-3

(Excludes 1988)

Note: This list has been compiled and supplied by Jerry Shnay, Prep Sports Editor, Chicago Tribune.

Performances listed are the single-best by each individual, and include marks earned through July of a given year. All-time marks may be set in any competition. State records can be set only at the State Final Meet.

Metric Distances

100 Meters

- 10.3 Rodney Harris, Chicago (Prov.-St. Mel), 1984
- 10.3 Kelly Reed, Chicago (Kenwood), 1983
- 10.3 Albert Robinson, Chicago (Hales Franciscan), 1982
- 10.3 Mike Sawyer, Chicago (St. Ignatius), 1985
- 10.3 Aaron Mayo, Chicago Hts. (Bloom Trail), 1985
- 10.3 Bob Jelks, Decatur (MacArthur), 1986
- 10.3 Keith Thomas, Chicago (Kenwood), 1986
- 10.37 Keith Thomas, Chicago (Kenwood), 1986
- 10.4 Tom Adams, Rock Island (H.S.), 1984
- 10.4 Gerald Bell, Chicago (Gordon Tech), 1985
- 10.4 Greg Boysaw, Champaign (Central), 1985
- 10.4 Steve Breathitt, Kankakee (Sr.), 1984
- 10.4 Daryl Canady, Chicago (St. Ignatius), 1980
- 10.4 Chris Chatman, Chicago (Corliss), 1984
- 10.4 Spencer Cotten, Wilmette (Loyola), 1983
- 10.4 Jim McGriff, Chicago (Mendel), 1982
- 10.4 Elmo Portee, Chicago (Dunbar), 1982
- 10.4 Kevin Rohlwing, Elgin (Larkin), 1985
- 10.4 Steve Tyson, Chicago (Mendel), 1982, 1983

200 Meters

- 20.6 Harold Leonard, Chicago (Mt. Carmel), 1985
- 20.8 Daryl Canady, Chicago (St. Ignatius), 1980
- 20.8 Bob Jelks, Decatur (MacArthur), 1986
- 20.89 Wallace Spearmon, Blue Island (Eisenhower), 1980
- 20.9 Mike Sawyer, Chicago (St. Ignatius), 1985
- 21.0 Albert Robinson, Chicago (Hales Franciscan), 1982
- 21.1 Kevin Johnson, Waukegan (East), 1981
- 21.1 Jarrett Cooper, Blue Island (Eisenhower), 1986
- 21.1 Malcolm Davis, Chicago (Mendel), 1986
- 21.1 Keith Thomas, Chicago (Kenwood), 1986
- 21.2 David Moore, Chicago (Mendel), 1986
- 21.2 Gerald Bell, Chicago (Gordon Tech), 1985
- 21.2 Steve Tyson, Chicago (Mendel), 1982
- 21.2 Aaron Mayo, Chicago Hts. (Bloom Trail), 1985
- 21.3 Chris Chatman, Chicago (Corliss), 1984
- 21.3 Sunder Nix, Chicago (Phillips), 1980
- 21.3 Mike Wright, North Chicago, 1985

400 Meters

- 46.51 Harold Leonard, Chicago (Mt. Carmel), 1985
- 46.6 Sunder Nix, Chicago (Phillips), 1980
- 46.6 Jim Cramton, Glen Ellyn (Glenbard West), 1986
- 47.01 Michael Wade, North Chicago, 1980
- 47.1 Sherman Arnold, (Chicago) Fenger, 1983
- 47.14 Harlan South, Harvey (Thornton), 1985
- 47.3 Perry Robinson, Lockport, 1982
- 47.4 Leroy Dixon, Freeport, 1981
- 47.5 Tim Simon, Maywood (Proviso East), 1984
- 47.7 Sean Banks, Flossmoor (Homewood-F.), 1984
- 47.7 Steve Breathitt, Kankakee, 1984
- 47.7 Aaron Mayo, Chicago Hts. (Bloom Trail), 1985

800 Meters

- 1:50.33 Rich Kolasa, Oak Forest, 1986
- 1:50.8 Jim White, Elmhurst (York), 1985
- 1:51.3 Tony Guercio, Naperville (North), 1980
- 1:51.5 Darren Kern, Chicago (King), 1981
- 1:51.77 Rich Kolasa, Oak Forest, 1986
- 1:51.8 Leodis Fields, East St. Louis (Lincoln), 1984
- 1:51.9 Lloyd Robertson, East St. Louis (Sr.), 1984
- 1:52.0 Jerry Lewis, Chicago (Collins), 1980
- 1:52.2 Jesse Wilson, East St. Louis (Lincoln), 1982
- 1:52.5 Chris Revord, Orland Park (Sandburg), 1980
- 1:52.6 John Gerut, Oak Park (O.P.-River Forest), 1980
- 1:52.6 Mike Elliott, Belvidere, 1982

1,600 Meters

- 4:07.3 Jim White, Elmhurst (York), 1985
- 4:07.45 Mark Deady, Prairie View (Stevenson), 1985
- 4:08.5 Matt Nolan, Naperville (Central), 1980
- 4:08.45 Tim Phillips, Arlington Hts. (St. Viator), 1984
- 4:10.5 Brent McLain, Benton, 1983
- 4:10.6 Dedrick Flowers, East St. Louis (Lincoln), 1983
- 4:11.84 Sean Corrigan, Hoffman Estates (Conant), 1985
- 4:12.3 Ryan Stoll, Lake Forest (H.S.), 1982
- 4:12.37 Jeff Henry, Oswego, 1986
- 4:12.7 Ralph Vaughn, Midlothian (Bremen), 1980

3,200 Meters

- 8:54.79 Steve Miller, Elk Grove Village (E.G.), 1985
- 8:56.6 Matt Nolan, Naperville (Central), 1980
- 8:59.7 Ralph Caron, Chicago (Marist), 1980
- 9:00.1 Dave Halle, Rockford (Guilford), 1984
- 9:00.2 K. C. Keeney, Park Forest (Rich East), 1980
- 9:01.3 Tim Phillips, Arlington Hts. (St. Viator), 1983
- 9:01.4 Mike Sokolewicz, Harvey (Thornton), 1980
- 9:02.0 Dave Egan, Chatham (Glenwood), 1983
- 9:03.55 Jim Gibson, Lake Forest (H.S.), 1986
- 9:03.7 Dave Valentine, Northbrook (Glenbrook North), 1980

110 Meter High Hurdles

- 13.2 Greg Foster, Maywood (Proviso East), 1976
- 13.5 Robert McGee, Evanston (Twp.), 1978
- 13.6 Ed Thomas, Chicago (King), 1976
- 13.6 Roy Sparks, Villa Park (Willowbrook), 1982
- 13.7 Derek Cole, Chicago Hts. (Bloom), 1981
- 13.7 Clifton Franklin, Chicago Hts. (Bloom Trail), 1983
- 13.7 Steve Rose, Skokie (Niles North), 1970
- 13.7 Nat Page, Evanston (Twp.), 1975
- 13.7 Steve Rose, Skokie (Niles North), 1970
- 13.8 Darren Barber, Springfield (Lanphier), 1984
- 13.8 Barry Malloy, East St. Louis (Lincoln), 1982
- 13.8 John Register, Oak Park (O.P.-River Forest), 1983
- 13.8 Larry Streeter, Chicago (Phillips), 1981
- 13.8 James Noble, Chicago (Harlan), 1964
- 13.8 Del Hansen, Park Ridge (Maine East), 1970
- 13.8 Ron Sterrenberg, LaGrange (Lyons), 1974
- 13.8 Nate Lundy, North Chicago, 1977

300 Meter Low Hurdles

- 35.98 Arthur Sargent, East St. Louis (Sr.), 1986
- 36.03 Pat McGhee, Aurora (East), 1984
- 36.2 Charles Moss, Mattoon, 1981
- 36.42 Barry Malloy, East St. Louis (Lincoln), 1982
- 36.6 Tracey Drew, Aurora (East), 1986
- 36.64 Bart Smith, Naperville (North), 1986
- 36.7 Frank Denzmore, East St. Louis (Lincoln), 1980
- 36.78 Brett Wethersby, Centralia, 1986
- 36.8 John Register, Oak Park (O.P.-River Forest), 1983
- 36.8 Clifton Franklin, Chicago Hts. (Bloom Trail), 1983

400 Meter Relay

- 41.3 Rock Island (H.S.), 1984
(Clarence Branch, Jon Rummels, Darin Davis, Thomas Adams)
- 41.7 Chicago Hts. (Bloom Trail), 1985
- 41.7 East St. Louis (Lincoln), 1981
- 41.7 East St. Louis (Lincoln), 1982
- 41.7 East St. Louis (Lincoln), 1984
- 41.7 Waukegan (East), 1980
- 41.7 Decatur (MacArthur), 1986
- 41.7 Waukegan (East), 1980
- 41.7 Chicago Hts. (Bloom Trail), 1985
- 41.78 North Chicago, 1986
- 41.8 Blue Island (Eisenhower), 1983
- 41.8 Chicago Hts. (Bloom Trail), 1980
- 41.8 Cairo, 1983

800 Meter Relay

- 1:26.50 Blue Island (Eisenhower), 1986
- 1:26.6 East St. Louis (Sr.), 1984
(James Martin, Jerome Carter, Brian Sanders, Terrance Macon)
- 1:26.70 Zion-Benton, 1985
- 1:26.7 Danville (H.S.), 1984
- 1:26.8 Chicago Hts. (Bloom Trail), 1985
- 1:27.0 Danville (H.S.), 1984
- 1:27.0 East St. Louis (Lincoln), 1983
- 1:27.01 North Chicago, 1986
- 1:27.1 Blue Island (Eisenhower), 1981
- 1:27.1 Chicago (Dunbar), 1982
- 1:27.1 Danville (H.S.), 1983
- 1:27.1 Rock Island (H.S.), 1984
- 1:27.1 Decatur (MacArthur), 1986

1,600 Meter Relay

- 3:14.17 Harvey (Thornton), 1985
(Napoleon Fisher, Joseph Plutz, Randy Jones, Harlan South)
- 3:15.4 Chicago Hts. (Bloom Trail), 1983
- 3:15.4 East St. Louis (Lincoln), 1984
- 3:15.5 Maywood (Proviso East), 1980
- 3:15.8 East St. Louis (Lincoln), 1983
- 3:15.9 Kankakee (Eastridge), 1980
- 3:15.9 South Holland (Thornwood), 1980
- 3:16.1 East St. Louis (Lincoln), 1982
- 3:17.02 Peoria (H.S.), 1985
- 3:17.16 Springfield (Southeast), 1985

3,200 Meter Relay

- 7:34.8 Elmhurst (York), 1985
(Bob Berger, Scott Brooks, Chris Novak, Paul Taira)
- 7:41.7 Rockford (East), 1984
- 7:41.8 East St. Louis (Lincoln), 1982
- 7:42.0 Belvidere, 1986
- 7:42.2 East St. Louis (Lincoln), 1984
- 7:42.40 Flossmoor (Homewood-F.), 1986
- 7:42.8 Naperville (North), 1980
- 7:43.22 East St. Louis (Lincoln), 1986
- 7:43.3 East St. Louis (Sr.), 1984
- 7:43.49 East St. Louis (Sr.), 1985

Field Events

Long Jump

- 25-6½ Andre Love, Westchester (St. Joseph), 1985
- 25-1¼ Lester Scott, Alton (Sr.), 1972
- 25-0 Oscar Wallace, Alton (Sr.), 1969
- 24-9¾ Mike Conley, Chicago (Luther South), 1981
- 24-8 Roy Houston, Evanston (Twp.), 1966
- 24-7¼ Avery Wallace, Alton (Sr.), 1968
- 24-7 Edmondo Moxey, Danville (H.S.), 1984
- 24-6¾ Curt Anders, Moline, 1965
- 24-6½ Larry Perry, Alton (Sr.), 1975
- 24-6½ Van Cowden, Danville (H.S.), 1983

Triple Jump

- 51-11½ Mike Conley, Chicago (Luther South), 1981
- 50-10 Ed Tate, Chicago Hts. (Bloom), 1976
- 50-2¼ Alfredrick Joyner, East St. Louis (Lincoln), 1978
- 49-10½ Alvin Perryman, Danville (H.S.), 1975
- 49-9¾ Bannon Hayes, Rock Island, 1985
- 49-7¾ Joe Tucker, Lockport (Central), 1977
- 49-7½ Alvin Campbell, Oak Park (O.P.-River Forest), 1986
- 49-7 Larry Streeter, Chicago (Phillips), 1980
- 49-6¾ David Bond, Decatur (MacArthur), 1984
- 49-4 Tim Herring, Joliet (East), 1978

High Jump

- 7-5¼ Tom Smith, Heyworth, 1985
- 7-4½ Gail Olson, Sycamore, 1978
- 7-2¼ Tyke Peacock, Urbana (H.S.), 1979
- 7-1 Louis Calloway, Flossmoor (Homewood-F.), 1982
- 7-0½ Tom Stitt, Lisle (Sr.), 1983
- 7-0 Jerry Giberson, Warrensburg (W.-Latham), 1985
- 7-0 Nat Page, Evanston (Twp.), 1975
- 7-0 Brian Whitehead, Joliet (East), 1980
- 7-0 Mike Vukovich, Park Ridge (Maine South), 1983
- 7-0 Dan Williams, Hillside (Proviso West), 1982
- 7-0 Bruce Reynolds, Naperville (North), 1986
- 7-0 Darrin Plab, Mascoutah, 1988
- 7-0 Kevin Clements, El Paso, 1988 (7-2 indoors)
- 7-0 Brad Jendruczek, Aurora (Central Cath.), 1987

Pole Vault

- 17-0 Greg Fenza, Ottawa (Twp.), May 3, 1988
- 16-5 Tim Johnson, Chicago Hts. (Bloom), 1974
(16-7 indoors)
- 16-3 Dean Starkey, Des Plaines (Maine West), 1985
- 16-1¼ Bob Dandrino, Chicago Hts. (Bloom), 1980
- 16-1 Mike Murray, Sterling (H.S.), 1985
- 16-0 Mike McCrindle, Chicago Hts. (Bloom), 1976
- 16-0 Darren Pahl, Marion, 1981
- 15-9 Dean Starkey, Des Plaines (Maine West), 1985
- 15-8 Chad Gebhardt, Sterling (H.S.), 1986
- 15-7 Jim Sarros, Chicago Hts. (Bloom), 1977
- 15-6½ Bruce Mahlig, Schaumburg, 1977
- 15-6 Scott Spangler, DeKalb, 1982
- 15-6 Mike Michaels, Rolling Meadows (H.S.), 1985
- 15-6 Brent Schanlaber, Aurora (West), 1985
- 15-6 Dave Schaller, Northbrook (Glenbrook North), 1986

Shot Put

- 64-10¾ Rick Jordan, Wheaton (North), 1983
- 64-10 Gerald Green, Waukegan (West), 1979
- 64-4½ Mike Lehman, Oak Lawn (Community), 1978
- 64-2 Tom Stock, Belleville (West), 1970
- 63-2 Victor Johnson, East St. Louis (Lincoln), 1983
- 63-0¾ Marty Finis, Palatine (Fremd), 1979
- 63-0 Steve Brondyke, Fulton, 1979
- 62-11 Reggie Harris, Rockford (East), 1984
- 62-10¼ Herschel Benberry, Chicago Hts. (Bloom), 1967
- 62-10 Rich Girt, East Moline (United), 1972

Discus

- 198-4 Gary Kostrabula, Chicago (Marist), 1982
- 193-3 Pat McCulla, Quincy, 1977
- 190-6 Dave Eichelberger, Champaign (Central), 1977
- 190-0 Doug D. Huff, Peoria (H.S.), 1987
- 189-6 Jim Lail, Dolton (Thornridge), 1981
- 188-1 David Rodley, DuQuoin, 1986
- 187-10 Jim Lenzini, Libertyville, 1977
- 187-0 Ed Opich, Granite City (North), 1975
- 186-8 Paul Andrews, Champaign (Central), 1970
- 186-3 Lance Stewart, Tinley Park (H.S.), 1986
- 185-11 Gary Carlson, Rock Island (H.S.), 1963

Personnel Working The 1988 Boys State Final Meet

Honorary Referee:
Charles Feutz, Schaumburg

Referee:
Dean Anderson, LaGrange

Starter:
Vernon R. Sprehe, Rushville

Aid to the Starter:
Jonie Sprehe, Rushville

Assistant Starters:
William R. Anderson, Rantoul
Alec J. Rexroat, Oak Park

Clerk of Course:
Elmer D. Smith, Neoga

Assistant Clerks of Course:
Bill Brandvold, Mattoon
Michael Gibbs, Chicago
Ken Helberg, Naperville
Ralph Krupke, Roselle

Relay Clerks:
Bob Hout, Newton
Johnnie H. Meisner, Easton
Robert Polson, Palos Park
John Steele, Royalton

Accutrack Operators:
John Polka, Oak Park
Larry Clear, Gordonville, MO
Don Helberg, Wheaton

Accutrack Film Evaluators:
Dennis Best, Morris
Dick Hamann, Carrollton
Edward Key, Jr., Chicago
Willie L. May, Evanston

Head Finish Judges:
Chic Anderson, Palatine
Carlin Nalley, Lisle

Finish Judges:
Russell R. Attis, Mt. Prospect
John R. Davis, Glenview
Joseph H. Gross, Indian Head Park
Ron Holden, Decatur
Dennis Hood, Elgin
Mark Jostes, Warrensburg
Jerry Kats, Peoria
Ed Madix, Decatur
Mark Praul, Mattoon
Ron Powell, Alexis
Hal E. Prichard, Decatur
Bruce Samooire, Palatine
Eugene Sawalich, Belleville
James Schaive, Ottawa
Gary Scholz, Schaumburg
James V. Southworth, Marion
Dick Sharp, Normal
Don VanDerSnick, Batavia
Bryan Wilkinson, Granite City

Head Timers:
Charles Feutz, Schaumburg
Richard K. Welty, Palatine

Assistant Head Timer:
Gene McFarland, Charleston

Timers:
John Allwood, LaGrange Park
Jerry L. Blew, Wheaton
Frank Chiodo, Normal
Don Crandall, Hoffman Estates
Harry Fletcher, Oregon
Dwayne Foote, Libertyville
Dr. Francis E. Kite, Riverside
Bob LaCroix, Peoria
Jerry Lemon, Bourbonnais
John Lijah, Moline

Keith R. Lowell, Normal
Charles McCarthy, Bloomington
Jerry Y. McGuire, Oak Park
Brewster Parker, Lincoln
David Pasquini, Arlington Hts.
Frank R. Pitol, Collinsville
Taylor Thomas, Urbana
Rod White, Centralia

Head Curve & Exchange Inspectors:
R. B. Garshelis, Charleston
James E. Johnson, Charleston

Curve & Exchange Inspectors:
Nathaniel Anderson, Decatur
Doug Barclay, Bourbonnais
David Brooks, Olney
Michael F. Burke, Chicago
Thomas Dardugno, St. Charles, MO
David DeWeese, Oak Park
Skip Dillon, Beardstown
Wayne A. Endicott, Palatine
Jim Grimes, Kempton
Charles Ingram, Harrisburg
Larry Kight, Beardstown
Mark P. McCabe, River Forest
Carl Manier, Marion
Charles E. Manier, Tunnel Hill
Lloyd A. Moma, Blue Mound
Christopher J. Perry, Peoria
Chris Schaive, Ottawa
Kip Smith, Girard
Stephen E. Weckstein, Highland Park
Mark Endicott, Palatine

Head Pole Vault Judge, Crew No. 1:
Dwight Simmons, Sr., Decatur

Pole Vault Judges, Crew No. 1:
Mark Kleinkopf, Oak Park
J. J. DeMattei, Centralia

Head Pole Vault Judge, Crew No. 2:
Glenn Cothorn, Warrenville

Pole Vault Judges, Crew No. 2:
Lee A. Halberg, Springfield
Rod Shurtz, Waltonville

Head Pole Vault Judge, Crew No. 3:
Chuck Billings, Glen Ellyn

Pole Vault Judges, Crew No. 3:
David Daughtery, Mason City
Van Steckelberg, Galesburg

Head High Jump Judge, Crew No. 1:
Joyce Carlson, Chicago

High Jump Judges, Crew No. 1:
David Axelrod, Highland Park
Stanley Martin, Elgin
Floyd Rogers, Crystal Lake

Head High Jump Judge, Crew No. 2:
Gene McCarter, East Moline

High Jump Judges, Crew No. 2:
Jack Herschbach, Chester
Darin Lee, West Frankfort
John R. Mills, Bement

Head Long Jump Judge, Crew No. 1:
Howard D. Morgan, Peoria

Long Jump Judges, Crew No. 1:
Dale Engelhorn, San Jose
Randall L. Dwyer, Streator

Head Long Jump Judge, Crew No. 2:
William J. Bulat, Milan

Long Jump Judges, Crew No. 2:
Donald L. Schaefer, Charleston
Ross Truemper, Wheaton

Head Triple Jump Judge, Crew No. 1:
Gary Coates, Princeton

Triple Jump Judges, Crew No. 1:

Art Carlson, Oregon
John Eakle, Danville
Virgil McElfresh, Peoria
Dan Moy, Jacksonville

Head Triple Jump Judge, Crew No. 2:
Ronald D. Campbell, Skokie

Triple Jump Judges, Crew No. 2:

William Auberle, Aurora
Tedd Beastall, Oak Park
Warren G. Hoger, Westchester
Graham Updike, Centralia

Head Shot Put Judge, Crew No. 1:
Kenneth L. Shelhamer, Oak Park

Shot Put Judges, Crew No. 1:
Len Burt, Arlington Hts.
Larry Lane, Crystal Lake

Head Shot Put Judge, Crew No. 2:
Thomas Miller, Dundee

Shot Put Judges, Crew No. 2:
Doug Chapman, Belvidere
Kenneth Johnson, Elgin

Shot Put Inspectors:
Glenn Schwartzwalder,
Carpentersville
Brad Schwartzwalder,
Carpentersville

Head Discus Throw Judge, Crew No. 1:
Wayne Prince, Belleville

Discus Throw Judges, Crew No. 1:
Geza E. Ehrentreu, Peoria Hts.
John Harrer, Arthur

Discus Throw Judges, Crew No. 2:
Don Kemp, Concord
Jim Woodward, Eldorado

Head Discus Throw Judge, Crew No. 2:
Larry Miller, Ottawa

Discus Throw Judges, Crew No. 2:
Warren McGhee, Urbana, OH
Carl Magsamen, Park Ridge
Otis H. Taylor, Herrin
Dennis Winkler, Morton

Discus Implement Inspector, Crew No. 1:
Emilio "Mush" Bassy, Columbia

Discus Implement Inspector, Crew No. 2:
Paul Browning, Belleville

Anemometer Operators:
Ron Gummerson, Schaumburg
Arthur W. Marshall, East St. Louis
Jerome Slack, Wheaton
Ben H. Ward, Chicago

Announcers:
Robert W. Middleton, Alton
Allen Goodman, Hoffman Estates

Head Scorer:
Lynn Swango, Monticello

Scorers—Class A and AA:
Eric D. Anderson, Willowbrook
Darrell L. Prince, Dolton
Art Sievers, Monticello

Finish Line Marshals:
Michael Begovich, Melrose Park
Paul Neakrase, Washington

Finish Line Recorders:
Harold D. Bowen, Farmington
Dr. Kenneth L. Kite, Hoffman Estates

Seeding Staff Chairman:
Loyd Grafford, East Alton

Seeding Staff:
Gail Borton, West Frankfort (Fri.)
John W. Cheney, Berwyn
Jim R. Lewis, East St. Louis
Leonard E. Wilson, Champaign

Supervisors:

Track Events:
Hank Feldt, Lebanon

Finish Line Flow:
Ron Helberg, Glenview

Field Events:
Phil Salzer, Peoria

Pole Vault:
Glenn Cothorn, Warrenville

Records:
Hank Feldt, Lebanon

Awards Liaison:
Gail Borton, West Frankfort (Sat.)

Administration & Information:
Larry Ragsdale, Knoxville (Chairman)

Phil Salzer, Peoria (Co-Chairman)

Walter Elmore, Charleston
Glen Hamilton, Pinckneyville
Jerry Parsons, Normal

Jury of Appeals:
Walt Elmore, Charleston
Glen Hamilton, Pinckneyville
Ron Helberg, Glenview
Jerry Parsons, Normal
Larry Ragsdale, Knoxville
Phil Salzer, Peoria

(Remaining members of Games Committee will be available to serve, if less than 5 listed are available.)

Awards Officials:
H. Fred Curtis
Thomas G. Howard

William C. Mitze
Leroy Newton
Edward F. Roberts

Dr. Richard E. Stephenson
Dr. David W. Turner

EIU Representatives:
R. C. Johnson
Ron Paap
Neil Moore
Joan Schmidt

Utility:
Mike Patterson, Viola

Press Stewards:
David Kidwell, Charleston
Don Vogel, Oak Park
Ron Yoakum, Charleston

Media Assistants:
Barry Bottino, Joliet
Jim Erdmann, Charleston
Kevin Grant, Alsip
Gary Hills, Springfield

Beth Kirkman, Mattoon
Dan Virdun, Odell
Wilburn Hutson, Charleston

Dale Mullins, Charleston
Pat Morgan, Charleston
Judy Pinkston, Bloomington


Jan Wrigley, Bloomington
Marilyn Black, Bloomington
Tim Lee, Oakwood

Dawn Trowbridge, Oakwood
Dara Lawler, Carbondale

Games Committee:
Dennis Best, Coal City; Henry Feldt, Lebanon; Roy Gummerson, Oak Park; Dick Hamann, Carrollton; Thomas Hoffman, Pecatonica; Edward Key, Chicago; Willie May, Evanston; Phil Salzer, Peoria

Staff Administrator: L.L. Astroth

Meet the Boys **NSA TRACK** Track and Field Advisory Committee



DENNIS BEST
Coal City
Term Expires 1989



HENRY FELDT
Lebanon
Term Expires 1987



ROY GUMMERSON
Oak Park
Permanent Chairman



DICK HAMANN
Carrollton
Term Expires 1988



THOMAS HOFFMAN
Pecatonica
Term Expires 1989



EDWARD KEY
Chicago (Kenwood)
Term Expires 1988



WILLIE MAY
Evanston (Twp.)
Term Expires 1987



PHIL SALZER
Peoria (H.S.)
Term Expires 1987

Charlie Feutz Named Honorary Referee

Long-time Hoffman Estates (Conant) athletic director, and volunteer official at both the IHSA Boys Track and Boys Wrestling State Finals, Charlie Feutz, is the Honorary Referee of the 1988 Boys State Final Track Meet. He will be honored before the start of the finals Saturday, here at O'Brien Stadium.

An Oak Park native, Charlie was a four-year performer for the Huskies in both track and football, serving as captain of the track team. While at the Univ. of Dubuque, Iowa, he was a four-year letterman in both track and football, serv-



CHARLIE FEUTZ
Honorary Referee

ing as captain of the football team.

For the past 26 years Feutz has been an official at the state track meet working as a member of the long jump crew, as a curve judge, and most recently as head timer. For 21 straight years he has been a scorer, timer and most recently a member of the head bench crew at the state wrestling tournament.

Feutz served as an officer in the U.S. Army infantry from 1942-46, and coached track, football, basketball and wrestling in Iowa and at Palatine (H.S.) before becoming the Hoffman Estates (Conant) athletic director in 1965. He retired from that post in 1985. During his 38 years teaching and coaching, Charlie also served as a member of the IHSA Wrestling Advisory Committee, and was a prominent member of the Illinois Athletic Directors Association.

Honor Roll of Honorary Referees

Following is a list of men who have been Honorary Referees since 1960:

- | | |
|---|--|
| 1960—Robert S. Woodruff, Oak Park | 1975—Clarence B. "Babe" Pierce, Sparta |
| 1961—Shelby Himes, Urbana | 1976—John S. Gill, Elmhurst |
| 1962—Harry Hill, Gridley | 1977—Eugene (Gene) Armer, Urbana |
| 1963—C. L. Harriss, Carlyle | 1978—Roy Gummerson, Oak Park |
| 1964—Clarence East, Elmhurst | 1979—Ira Scott, Naperville |
| 1965—Milt F. Sprunger, Washington | 1980—George Dekan, Carol Stream |
| 1966—Ross Anderson, Oak Park | 1981—Jack D. May, Urbana |
| 1967—Emil G. "Heinie" Schultz, Evanston | 1982—Richard K. Welty, Palatine |
| 1968—W. W. Downing, East St. Louis | 1983—Gene Masters, Normal |
| 1969—Roy S. Anderson, Lincoln | 1984—Russ Deason, LaGrange |
| 1970—Jim Evers, Centralia | 1985—Bill Brandvold, Mattoon |
| 1971—A. G. "Frenchie" Haussler, Peoria | 1986—Gail Borton, West Frankfort |
| 1972—Leo L. Singer, Waukegan | 1987—Taylor Thomas, Urbana |
| 1973—Harry E. Gaines, Mattoon | 1988—Charles Feutz, Hoffman Estates |
| 1974—Harold G. Monilaw, LaGrange | |



Special Thanks

More than 100 dedicated men and women volunteer their time, energy and effort to serve as the personnel responsible for conducting the annual State Track Meet. It would be impossible to conduct this gigantic track and field carnival without their expertise and the state meet would not have the national reputation it does without their cheerful cooperation. To the busy men and women who slice this precious portion out of their regular schedules to serve the young athletes here this weekend in a special way, we offer a very, very special thanks.

Administering this year's State Final Meet would not be possible without the tremendous contributions of the Harry Gill Company, Urbana, Xerox Corporation of Champaign and Dekan Athletic Equipment Corp., West Chicago, Illinois Consolidated Telephone Company, and AM International.

For the 37th great year, the Harry Gill Company is supplying some track and field equipment used here at O'Brien Stadium. Xerox Corporation of Champaign has contributed a paper copier for the second year, which is used to help speed up the posting of results of the more than 1,000 competitors. Dekan Athletic Equipment Corp. is supplying for the 9th year the digital watches used by the timers.

Illinois Consolidated Telephone Company is supplying two-way radios used for communicating between the different event venues and the nerve center of the meet. AM International is providing a plate maker for the printing press used in producing the results for the media.

The IHSA greatly appreciates the sincere interest in the young people of Illinois demonstrated by these firms.

Results Are Posted

Results of competition in all events both Friday and Saturday are posted on the bulletin boards under the west main grandstand of O'Brien Stadium (north and next to the concession stand) as they become available. In addition, lane and flight assignments for the finals determined after preliminaries (and/or semifinals) Friday are also posted. Fans who wish to make notes in their Official Program

are invited to visit this area as often as they desire both days of the meet. **ALL PERSONS**, however, are requested **not to remove** the posted material from the bulletin boards. In addition to being useful to track fans, the posted result sheets and heat sheets are the only vehicle by which coaches and contestants can gather necessary information concerning athletes from their school and specific assignments from future competition in the meet.

Meet the



Administrative Staff

You May Reach Us By...

Writing: IHSA Office
Box 2715
Bloomington, IL 61702-2715
Calling: (309) 663-6377



LAVERE L. ASTROTH
Executive Secretary



DAVE FRY
Associate Exec. Secretary



CHARLENE BREMBERG
Asst. Exec. Secretary



OLA BUNDY
Asst. Exec. Secretary



JIM FLYNN
Asst. Exec. Secretary



DON ROBINSON
Asst. Exec. Secretary