


IHSAA TRACK™



Journal Star/Fred Zwicky

1991 Boys State Meet

Saturday, May 25, 1991
Host: Eastern Illinois University

Site: O'Brien Stadium
Charleston, Illinois

Official Heat Sheet for Finals: \$3.00


Meet the



Board of Directors



THOMAS G. HOWARD
Palatine (Fremd)
Division 2
President



LEROY NEWTON
Carterville
Division 7
Vice President



WILLIAM C. MITZE
Monticello
Division 5
Secretary



H. FRED CURTIS
Belleville (East)
Treasurer
Appointed By Board



EDWARD F. ROBERTS
Oak Forest
Division 3
Director



LYNN ST. JAMES
Chicago (Lindblom)
Division 1
Director



LORIN J. STEVENS
Wenona
Division 4
Director



LARRY STINSON
Aledo
Division 6
Director



IHSA Spring Sports On



Chicago

Nine state championships in the IHSA lineup of spring sports will be televised on SportsChannel Chicago, the sports cable channel, which is available to more than 1.5 million subscribers in Illinois and surrounding states.

All telecasts will be tape delayed.

The championship games in girls soccer, Class A and Class AA boys baseball, and Class A and Class AA girls softball are all scheduled to be televised in their entirety.

Title matches in both singles and doubles are scheduled to be included in the telecast of the boys tennis competition.

Highlights in boys gymnastics, girls track and boys track round out the 1991 spring sport package.

During the 1990-91 school year, SportsChannel Chicago and the IHSA will cooperate in the telecasting of 23 of the 28 athletic state finals in which IHSA conducts state series.

1991 Spring Lineup

State Final	Telecast Date	Telecast Begins	Announcers
Boys Gymnastics	May 16	7:00 p.m.	Gene Honda, Robert Brown
Girls Track & Field	May 22	6:30 p.m.	Ann Penstone, Marva Mangrum
Boys Tennis	May 26	12:00 Noon	Chris Madsen, Michael Hand
Boys Track & Field	May 30	10:00 p.m.	Tom Stocker, Lee Halberg
Girls Softball (Cl. A)	June 1	12:00 Noon	Ann Penstone, Laurie Ramsey
Girls Soccer	June 2	12:00 Noon	Mike Leiderman, Bob Dollaske
Boys Baseball (Cl. A)	June 8	12:00 Noon	Joe Paschen, Bill Zeman
Boys Baseball (Cl. AA)	June 8	2:30 p.m.	Joe Paschen, Mike McDonald
Girls Softball (Cl. AA)	June 11	7:00 p.m.	Ann Penstone, Laurie Ramsey

Special Thanks

Nearly 150 dedicated men and women volunteer their time, energy and effort to serve as the personnel responsible for conducting the annual State Track Meet. It would be impossible to conduct this gigantic and nationally acclaimed track and field competition without their expertise. The state final would not have the tremendous national reputation it does without their cheerful cooperation. To the busy men and women who slice this precious portion out of their regular schedules to serve the young athletes here this weekend in a special way, we offer a very, very special thanks.

Administering this year's State Final Meet would not be possible without the tremendous contributions of the Harry Gill Company, Urbana; Advance Office Machines, Champaign; Bundy Business Machines, Champaign; Dekan Athletic Equipment Corp., West Chicago; Illinois Consolidated Telephone Company, Charleston-Mattoon; Steve Craig and students from Charleston High School; and Paula Coker and students from Mattoon High School.


The Dekan Athletic Equipment Company, working in conjunction with the Gill Company, has provided the track and field equipment and digital watches used for timing. Photocopying and other equipment provided by Advance Office Machines and Bundy Business Machines is being used to help streamline the reporting of results for the competitors and news media here at O'Brien Stadium and statewide. Two-way radios from Illinois Consolidated Telephone provide communication from all venues.

Students from Charleston and Mattoon High Schools are serving as runners and hostesses during the meet.

The IHSA greatly appreciates the sincere interest in the young people of Illinois demonstrated by these firms and schools.

Meet the Boys Track and Field Advisory Committee


Staff Administrator: Don Robinson



EDWARD KEY, JR.
Chicago (Kenwood)
Term Expires 1991



WILLIE MAY
Evanston (Twp.)
Term Expires 1993




DR. RONALD O'BRIEN
Joliet (West)
Term Expires 1992



PHIL SALZER
Peoria (H.S.)
Term Expires 1993




RONALD HELBERG
Glenview
(Glenbrook South)
Term Expires 1993



DENNIS BEST
Coal City
Term Expires 1992



DICK HAMANN
Carrlorton
Term Expires 1991



HENRY FELDT
Lebanon
Term Expires 1993

CLASS A LONG JUMP FINAL

H1

Order	No.	Competitor, School	Place	Mark
1	288	Tony Weston (Sr) Bridgeport (Red Hill)	_____	_____
2	489	Jeremy Hawkins (Sr) Forreston	_____	_____
3	627	Dale Lewis (Sr) Gillespie	_____	_____
4	254	Carl Lewis (Sr) Macomb	_____	_____
5	475	Myron Porter (Sr) St. Anne	_____	_____
6	201	John Lewis (Jr) Cairo	_____	_____
7	438	Ryan Reifsteck (Jr) Bismark (B.-Henning)	_____	_____
8	367	Ryan Schaafsma (Sr) Lansing (Illiana Christian)	_____	_____
9	196	Kerwin Lowe (Jr) Cairo	_____	_____
10	546	Brent Shreeves (Jr) Knoxville	_____	_____
11	676	Steve Conley (Sr) Chicago (Luther South)	_____	_____
12	189	Carl Myers (Sr) West Chicago (Wheaton Christian)	_____	_____

CLASS AA LONG JUMP FINAL

Order	No.	Competitor, School	Place	Mark
1	330	Cleo Redmond (Sr) Elgin (Larkin)	_____	_____
2	326	Dan Rinenbach (Jr) Carol Stream (Glenbard South)	_____	_____
3	460	Marcus Phillips (Jr) Decatur (MacArthur)	_____	_____
4	291	Jason Taylor (Sr) Kankakee (Sr)	_____	_____
5	265	Jonathan Jordan (Jr) Chicago Hts. (Bloom)	_____	_____
6	227	Ozzie Young (Sr) North Chicago	_____	_____
7	450	Chris Jones (Sr) Decatur (Eisenhower)	_____	_____
8	21	Robert Crotty (Sr) Evanston (Twp.)	_____	_____
9	454	James Hodges (Sr) Decatur (Eisenhower)	_____	_____
10	105	Richey Madison (Jr) Alton (Sr)	_____	_____
11	91	Ardell Leak (Jr) Springfield (Southeast)	_____	_____
12	701	Eric Bowers (Jr) Freeport (H.S.)	_____	_____

H4

CLASS A SHOT PUT FINAL

Order	No.	Competitor, School	Place	Mark
1	52	John Rohde (Jr) Yorkville	_____	_____
2	703	Mike Kroening (Sr) Lombard (Montini)	_____	_____
3	209	Brandon Allen (Jr) Eldorado	_____	_____
4	183	Graig Eddy (Sr) Marengo	_____	_____
5	92	Lance Paszkiewicz (Sr) Nashville	_____	_____
6	351	B. J. Faulk (Sr) El Paso	_____	_____
7	624	Steve Vaughn (Jr) Carlinville	_____	_____
8	125	Dirk Handlin (Jr) Mahomet (M.-Seymour)	_____	_____
9	79	Eric Lange (Sr) Freeburg	_____	_____
10	390	Jim Conklin (Jr) Bloomington (Central Catholic)	_____	_____
11	333	Mike Courtney (Sr) Robinson	_____	_____
12	26	Greg Groat (Sr) Princeton	_____	_____

CLASS AA SHOT PUT FINAL

Order	No.	Competitor, School	Place	Mark
1	486	Howard Dean (Sr) Centralia	_____	_____
2	679	Anthony Jones (Jr) Oak Lawn (Richards)	_____	_____
3	2	Bill Koziel (Sr) Chicago (Gordon Tech)	_____	_____
4	448	Cedric Chapman (Jr) Danville (H.S.)	_____	_____
5	125	Lucian Scott (Jr) East St. Louis (Lincoln)	_____	_____
6	148	Jose Buckner (Sr) Quincy (Sr)	_____	_____
7	81	Thaddius Powell (Sr) Springfield (H.S.)	_____	_____
8	682	Marcus Klepper (Sr) Orland Park (Sandburg)	_____	_____
9	669	Jim Jones (Sr) Oak Lawn (Community)	_____	_____
10	588	Paul Marshall (Jr) Naperville (North)	_____	_____
11	523	Dwan Sherrill (Sr) Murphysboro	_____	_____
12	818	Greg Wilkins (Sr) Chicago (C.Vocational)	_____	_____

1991 IHSA BOYS STATE FINAL TRACK MEET
Saturday, May 25, 1991

O'Brien Field, Eastern Illinois University
Charleston, Illinois

CLASS A TRIPLE JUMP FINAL

H5

krder	No.	Competitor, School	Place	Mark
1	8	Eric Booth (Sr) Mendota	_____	_____
2	367	Ryan Schaafsma (Sr) Lansing (Illiana Christian)	_____	_____
3	147	Rob Rathmann (Sr) Genoa (G.-Kingston)	_____	_____
4	80	Dorian Jeans (Jr) Greenville	_____	_____
5	438	Ryan Reifsteck (Jr) Bismarck (B.-Henning)	_____	_____
6	760	Ryan Jones (Sr) Kewanee (Westersfield)	_____	_____
7	627	Dale Lewis (Sr) Gillespie	_____	_____
8	127	Shawn Fathree (Sr) Monticello	_____	_____
9	510	Marc Schmidt (Sr) Oregon	_____	_____
10	189	Carl Myers (Sr) West Chicago (Wheaton Christian)	_____	_____
11	201	John Lewis (Jr) Cairo	_____	_____

1991 IHSA BOYS STATE FINAL TRACK MEET
Saturday, May 25, 1991

O'Brien Field, Eastern Illinois University
Charleston, Illinois

CLASS AA TRIPLE JUMP FINAL

Order	No.	Competitor, School	Place	Mark
1	180	Bernard Grant (Sr) Hillside (Proviso West)	_____	_____
2	563	Milbert Waters (Sr) Joliet (West)	_____	_____
3	288	Lee Warren (Sr) Harvey (Thornton)	_____	_____
4	278	Brent Towers (So) Dolton (Thornridge)	_____	_____
5	640	Dave Liszka (Jr) Sycamore	_____	_____
6	282	Dave Wright (Sr) Harvey (Thornton)	_____	_____
7	435	Donald Moselly (Jr) Bloomington (H.S.)	_____	_____
8	317	Lamarr Justice (Sr) Batavia	_____	_____
9	454	James Hodges (Sr) Decatur (Eisenhower)	_____	_____
10	277	Antonio Cooper (Jr) Dolton (Thornridge)	_____	_____
11	462	Clayton Rowe (So) Decatur (MacArthur)	_____	_____
12	453	Adam Hodges (So) Decatur (Eisenhower)	_____	_____

1991 IHSA BOYS STATE FINAL TRACK MEET
Saturday, May 25, 1991

O'Brien Field, Eastern Illinois University
Charleston, Illinois

H6

CLASS A DISCUS FINAL

Order	No.	Competitor, School	Place	Mark
1	504	Kevin Tippett (Sr) Galena	_____	_____
2	114	Justin Hobick (Sr) Fithian (Oakwood)	_____	_____
3	390	Jim Conklin (Jr) Bloomington (Central Catholic)	_____	_____
4	743	Pat Hanniford (Sr) Fulton (H.S.)	_____	_____
5	535	Matt Dutton (Jr) Alexis	_____	_____
6	587	Mike Maddox (So) Girard	_____	_____
7	351	B.J. Faulk (Sr) El Paso	_____	_____
8	711	David Frendreiss (Sr) Norridge (Ridgewood)	_____	_____
9	79	Eric Lange (Sr) Freeburg	_____	_____
10	578	Jared Ross (Sr) Buffalo (Tri-City)	_____	_____
11	125	Dirk Handlin (Jr) Mahomet (M.-Seymour)	_____	_____
12	26	Greg Groat (Sr) Princeton	_____	_____

CLASS AA DISCUS FINAL

Order	No.	Competitor, School	Place	Mark
1	448	Cedric Chapman (Jr) Danville (H.S.)	_____	_____
2	523	Dwan Sherrill (Sr) Murphysboro	_____	_____
3	377	Tim Johnson (Sr) Wheaton (North)	_____	_____
4	147	Larry Curry (Jr) Granite City	_____	_____
5	546	Matt Sweeney (Jr) Aurora (West)	_____	_____
6	545	Sean McEnroe (Sr) Aurora (West)	_____	_____
7	447	Dave Myerscough (Jr) Charleston	_____	_____
8	148	Jose Buckner (Sr) Quincy (Sr.)	_____	_____
9	594	Chad Pugh (Jr) Oswego	_____	_____
10	252	Jack Niemi (Sr) Zion (Z.-Benton)	_____	_____
11	79	Warfield O'Lawrence (Sr) Peoria (Woodruff)	_____	_____
12	818	Greg Wilkins (Sr) Chicago (C.Vocational)	_____	_____

1991 IHSA BOYS STATE FINAL TRACK MEET
 Saturday, May 25, 1991

O'Brien Field, Eastern Illinois University
 Charleston, Illinois

H7

CLASS A 3200-METER RELAY FINAL

Alley	School	Place	Manual Time	Fat Time
1-1	Wheaton (St. Francis)	_____	_____	_____
1-2	Maple Park (Kaneland)	_____	_____	_____
1-3	Normal (University)	_____	_____	_____
2-1	Stanford (Olympia)	_____	_____	_____
2-2	Washburn (Lowpoint-W) (COOP)	_____	_____	_____
2-3	Chicago (Luther North)	_____	_____	_____
3-1	West Frankfort (Frankfort)	_____	_____	_____
3-2	Rock Island (Alleman)	_____	_____	_____
3-3	Coal City	_____	_____	_____
4-1	Tremont	_____	_____	_____
4-2	St. Joseph (S.J.-Ogden)	_____	_____	_____
4-3	Kankakee (Bishop McNamara)	_____	_____	_____

Wheaton (St. Francis) -- 36 Chris Adesso (Sr), 37 San Gambill (Jr), 38 Ray Sujewicz (Jr), 39 Steve Faley (Jr), 40 Mario Spina (Fr), 41 Matt Propst (Jr)
 Maple Park (Kaneland) -- 160 Mark Eddington (Jr), 161 Jack Wright (Jr), 162 Mike Schramer (So), 163 Chris Wolf (Jr), 164 James Leifheit (Jr), 165 Steve Friedere (Fr)
 Normal (University) -- 422 Matt Hitchings (So), 423 Chris Dixon (Sr), 424 Mike Sams (Sr), 425 Charles Alsherry (Sr), 433 Kevin Eggan (Jr)
 Rock Island (Alleman) -- 559 Nathan Harrison (Jr), 560 Jaime Gallindo (Jr), 561 Al Esparza (Fr), 562 Jason Vallejo (So), 563 Jerome Reyes (Sr), 564 Joe Alongi (Jr)
 Stanford (Olympia) -- 265 Chad Cremeens (Jr), 266 Mike Dare (Fr), 267 Troy Weaver (Fr), 268 Jason Goode (Sr), 269 Brent Orr (Fr), 270 Ty Morris (Jr)
 Chicago (Luther North) -- 667 Marc Sato (So), 668 Rob Lynch (So), 669 Eric Bryerton (Sr), 670 Rob Schumann (Sr), 671 Julian Van Ostrand (Jr), 672 Ben Breede (So),
 Kankakee (Bishop McNamara) -- 354 Matt Singer (Jr), 355 Jeremy Downs (So), 356 David Deguzman (Jr), 357 Ryan Beaupre (Sr), 358 Todd Endres (Sr), 359 Marty Klipp (Fr)
 St. Joseph (S.J.-Ogden) -- 128 Nathan Buss (Jr), 129 Andy Ingram (Jr), 130 Ryan Ring (So), 131 Mel Goodman (Jr), 132 Frank Roberts (Sr), 133 Brian Allen (So)
 Tremont -- 278 Scott Shafer (Sr), 279 Ty Petro (Sr), 280 Chad Gingrich (Sr), 281 Mike Jay (Sr), 282 John Schweigut (Sr), 283 Jason Urish (Sr)
 Washburn (Lowpoint-W) -- 774 Daye Jessman (Jr), 775 Dan Jassman (Jr), 776 Jason Beckman (Sr), 777 Seth Bond (Jr), 778 Casey Ragains (So), 779 Brad Weis (Fr)
 West Frankfort (Frankfort) -- 233 Brad Blakey (Sr), 234 Norman Ray (Jr), 235 Andy Shelby (Sr), 236 Bennie Manion (Sr), 237 Shawn Maragni (Jr), 238 Glenn Eberhart (Jr)
 Coal City -- 343 Keith Smith (So), 344 Shawn Hamilton (So), 345 Chris Votta (Sr), 346 Joe Christensen (So), 347 Brian Johnson (Sr)

H8

CLASS AA 3200-METER RELAY FINAL

Alley	School	Place	Manual Time	F.A.T. Time
1-1	East St. Louis (Lincoln)	_____	_____	_____
1-2	Wheaton (North)	_____	_____	_____
1-3	Peoria (Manual)	_____	_____	_____
2-1	Naperville (Central)	_____	_____	_____
2-2	St. Charles (H.S.)	_____	_____	_____
2-3	Normal (Community)	_____	_____	_____
3-1	Naperville (North)	_____	_____	_____
3-2	Hoffman Estates (H.S.)	_____	_____	_____
3-3	Chicago (Marist)	_____	_____	_____
4-1	Elmhurst (York)	_____	_____	_____
4-2	East St. Louis (Sr.)	_____	_____	_____
4-3	Wheeling	_____	_____	_____

Elmhurst (York) -- 153 Leo Tzou (Jr), 154 Bryan Carlson (Sr), 155 Gary LeDonne (Jr), 156 Chris Gorski (Sr), 157 Bob Reed (Sr), 158 Dan Hoff (Sr)
 East St. Louis (Sr) -- 126 Byron Robinson (Sr), 127 Justin Baker (Sr), 128 Cleodis Robinson (So), 129 Sean Strickland (Sr), 130 Willie Haynes (Sr), 131 Willie Morris
 Wheeling -- 423 Ron Rosset (Sr), 424 Brian Lawson (Sr), 425 Tony Sansone (Sr), 426 Tom Preusker (So), 427 Bruce Obog (So), 429 Kelly Darius (Jr)
 Naperville (North) -- 581 Rob Adelman (Sr), 582 John Kandl (So), 583 Joe Royer (Sr), 584 Nick Thiel (Sr), 585 Mike Barr (So), 586 Dave Hertzberg (Jr)
 Hoffman Estates (H.S.) -- 390 J.R. Stery (Sr), 391 Ben Walrath (Sr), 392 Ron Dickson (Sr), 393 John Osmanski (Sr), 394 Maha Martinez (Jr), 395 Oliver Love (Sr)
 Chicago (Marist) -- 644 Neal Barshes (So), 645 Dan Murphy (So), 646 Sean McClowry (Jr), 647 Kevin O'Connor (Jr), 650 John Jesse (Sr), 649 Tom Crowe (Jr)
 Naperville (Central) -- 566 Dan Driscoll (Jr), 567 Jake Jones (Sr), 568 Kyle Todd (Sr), 569 Sean Persin (Sr), 570 John Connelly (Sr), 571 Roger Leegard (Jr)
 St. Charles (H.S.) -- 341 Matt Hammel (Sr), 342 Jon Yarusso (Jr), 343 Josh Daly (Jr), 344 Chet Taff (Sr), 345 Jeff Harrell (So), 346 Mike Harrell (So)
 Normal (Community) -- 468 Pat Taha (Jr), 469 Dave Hoerber (Sr), 470 Erik Nicoson (Sr), 471 Elliott Nott (So), 472 Jay Brinkman (Jr), 473 Jamie Whitlow (Jr)
 East St. Louis (Lincoln) -- 111 Eric Logan (Sr), 112 Andre Logan (Jr), 113 Myles Mitchom (Sr), 114 Marcus Farrell (Jr), 115 Maurice Dotson (Sr), 116 Fontez McNeal (So)
 Wheaton (North) -- 363 Mark Mays (Sr), 364 Dennis VanMilligen (So), 365 Adam Sitze (Jr), 366 Tom Palmer (So), 367 John Hodge (Jr), 368 Brian McCullom (Jr)
 Peoria (Manual) -- 59 Jabali Bassett (Jr), 60 Steve Hill (Sr), 61 Jeff Farrell (Jr), 62 Tyrin Wilson (So), 63 Kurt Jones (Jr), 64 Corey Hopson (So)

1991 IHSA BOYS STATE FINAL TRACK MEET
 Saturday, May 25, 1991

O'Brien Field, Eastern Illinois University
 Charleston, Illinois

H9

CLASS A 400-METER RELAY FINAL

Lane	School	Place	Manual Time	Fat Time
1	Belleville (Althoff)	_____	_____	_____
2	DuQuoin	_____	_____	_____
3	Kankakee (Bishop McNamara)	_____	_____	_____
4	St. Anne	_____	_____	_____
5	Chicago (Luther South)	_____	_____	_____
6	Cairo	_____	_____	_____
7	Forreston	_____	_____	_____
8	Chicago (University)	_____	_____	_____
9	Alledo	_____	_____	_____

Belleville (Althoff) -- 53 John Mosley (Sr), 54 Ryan Reid (Jr), 55 Vic Faust (Sr), 56 Hickey Thompson (Sr), 57 Howard Jethroe (Sr), 58 Ira Banks (Sr)
 Forreston -- 488 Randy Mennenga (Sr), 489 Jeremy Hawkins (Sr), 490 Doug Tobin (Jr), 491 Aaron Wichman (Sr), 492 Mike Freeze (Jr), 493 Jamie Flick (Sr)
 Chicago (Luther South) -- 674 Yemi Sashi (Sr), 675 Robert Forrest (Sr), 676 Steve Conley (Sr), 677 Tim Edwards (Jr), 678 Myles Jordan (So), 679 Squire Pettis (Sr)
 DuQuoin -- 73 Mark Mintun (Sr), 74 Jubal Alvis (Jr), 75 Delshay Morgan (Sr), 76 Shawn Margrum (So), 77 Mike Smith (Jr), 78 Chris Robinson (Sr)
 Cairo -- 193 Jamfert Barber (Jr), 194 James Shaw (So), 195 Chris Lemmon (Sr), 196 Kerwin Lowe (Jr), 197 Dan Oats (Jr), 198 Robin Johnson (Fr)
 Alledo -- 527 Brad Cirks (Jr), 528 Brian Aukes (Sr), 529 Darin Waugh (Jr), 530 Aaron Baker (Sr), 531 John Hofmann (So), 532 Doug Stenfeldt (Jr)
 Kankakee (Bishop McNamara) -- 360 Matt Mroz (So), 361 Tyrone Noble (Jr), 363 Keith Nugent (So), 362 Chad Nugent (Sr), 364 Jay Fanning (Sr), 365 Jason Schroeder (So)
 Chicago (University) -- 689 Adam Berkelhamer (Sr), 690 Craig Slaughter (Jr), 691 Ray Arnecilla (Sr), 692 Chris Harper (Jr), 693 Toby Meadows (So), 694 Edmund Garstkiewicz (Sr)
 St. Anne -- 474 Arthur Davis (Sr), 475 Myron Porter (Sr), 476 Aaron Williams (So), 477 Aaron Thomas (Sr), 478 Cedric Goston (Fr)

1991 IHSA BOYS STATE FINAL TRACK MEET
 Saturday, May 25, 1991

O'Brien Field, Eastern Illinois University
 Charleston, Illinois

H10

CLASS AA 400-METER RELAY FINAL

Lane	School	Place	Manual Time	F.A.T. Time
1	Palos Hts. (Shepard)	_____	_____	_____
2	Chicago Ht. (Bloom)	_____	_____	_____
3	Joliet (West)	_____	_____	_____
4	East St. Louis (Lincoln)	_____	_____	_____
5	East St. Louis (Sr)	_____	_____	_____
6	Freeport (H.S.)	_____	_____	_____
7	Waukegan	_____	_____	_____
8	Harvey (Thornton)	_____	_____	_____
9	Aurora (West)	_____	_____	_____

Palos Hts. (Shepard) -- 683 Tyrone Washington (Sr), 684 Floyd Miller (Sr), 685 Willis Porter (Sr), 686 Detrick Brown (Sr), 687 Zeke Green (So), 688 Allen Ross (Fr)
 Chicago Hts. (Bloom) -- 263 Terrell Pork (So), 264 Charles Posey (Jr), 265 Jonathan Jordan (Jr), 266 Macharia Fortson (Sr), 267 San Sanchez (So), 268 Arthur Johnson (Sr)
 Joliet (West) -- 557 Billy Kelley (Sr), 558 Mike Richards (Sr), 559 Ken Drake (Sr), 560 Terry Collins (Sr), 561 Derrick Clarke (Sr), 563 Milbert Waters (Sr)
 East St. Louis (Lincoln) -- 117 Ryan Ross (Jr), 118 Cortez Nichols (Sr), 119 Omari Banner (Jr), 120 Maurice Mobley (Sr), 121 Anthony Lewis (Jr), 122 LaShuane Scott (Jr)
 East St. Louis (Sr.) -- 132 Camara Tucker (So), 133 Rob Fisher (Jr), 134 Chris Simmons (Sr), 135 Chris Pulley (Sr), 139 Alonzo McCoy (Jr), 137 Osiris Tuckr (Sr)
 Freeport (H.S.) -- 699 Nate Dixon (Sr), 700 Robert Dixon (Sr), 701 Eric Bowers (Jr), 702 Jon Walker (Sr), 703 Otha Brooks (Sr)
 Waukegan -- 229 Ardell Reams (Sr), 230 Joseph Rodgers (Sr), 231 Greg Williams (Jr), 232 Phillip Bryan (Jr), 233 Nigel Cosey (Jr), 234 Willie Smith (Fr)
 Harvey (Thornton) -- 280 Chad Shields (Sr), 281 John Nesbitt (Jr), 282 Dave Wright (Sr), 283 Tyrone Murchison (So), 285 Marlon Rias (Jr), 288 Lee Warren (Sr)
 Aurora (West) -- 539 Jason Kartheiser (Sr), 540 Anthony Jackson (Sr), 541 Roderick Smith (Jr), 542 Rodney Brooks (Jr), 543 Calvin Dean (Jr), Darnell Davis (Jr)

**Event
No. 9**

3200-Meter Run

Event Data

Total Qualifiers	32	Class A	Cl:	H 1
Total Regular Qualifiers	32			
Total Extra Qualifiers	0			
No. of Sections	2			
Qualifying Standard:	9:55.0		9:30.0	

Class A Sectional Performances

9:41.4	Brad Kaufmann (Jr.), Tromont
9:47.9	Daniel Nielson (Sr.), Mahomet (M.-Soymour)
9:49.2	Barrott Moore (So.), Normal (University)
9:51.5	Chris Adesso (Sr.), Wheaton (St. Francis)
9:54.2	Jason Zieron (So.), Carmi
9:54.3	Mike Jackson (So.), Cerro Gordo
9:56.0	Pat Klimaszowski (Jr.), DePue
9:57.5	John Jess (So.), Arthur
9:58.2	Roy Schorler (Sr.), Elmwood
10:01.4	Tod Lambert (Sr.), Chicago (Luther North)
10:03.5	Dan McGinn (Sr.), Chicago (University)
10:04.9	Mikel Ferri (Sr.), Seneca
10:07.1	Travis Roundcount (Jr.), Carrollton
10:09.7	Chris Kappoll (So.), Shabbona
10:10.3	David Jayne (Jr.), Newton
10:12.5	Ryan Meece (So.), Gardner (G.-South Wilmington)
10:15.0	Chris Pollard (Fr.), Norris City (N.C.-Omaha-Enfield)
10:15.7	Aaron Brush (Fr.), Marshall
10:17.6	James Leifheit (Jr.), Maple Park (Kaneland)
10:18.7	Jed Brown (Sr.), Piasa (Southwestern)
10:20.5	Jason Banks (Jr.), Dakota
10:22.7	Gary Haneghan (Jr.), Monmouth (H.S.)
10:23.6	David McEvers (So.), Petersburg (Porta)
10:25.1	Brent Pinkston (So.), Sterling (Newman Central Catholic)
10:29.7	Shane Harms (So.), Girard
10:30.7	Jerome Reyes (Sr.), Rock Island (Alloman)
10:31.7	Shane Kaiser (Sr.), Galva
10:32.0	Derek Filipiak (Sr.), Kewanee (H.S.) (Co-op)
10:36.7	David Venhaus (Jr.), Breese (Mater Dei)
10:38.1	Colby Linnemann (Jr.), Breese (Mater Dei)
10:39.1	John Clausen (Sr.), Herscher
10:45.1	Troy Walker (Jr.), Herscher

Class A Competitors

		SECTION NO. 1		Place	Time
Alley	No.	Competitor, School			
1-1	230	Chris Pollard (Fr.), Norris City (N.C.-Omaha-Enfield)		---	---
1-2	487	Jason Banks (Jr.), Dakota		---	---
1-3	585	Shane Harms (So.), Girard		---	---
2-1	301	Aaron Brush (Fr.), Marshall		---	---
2-2	549	Gary Haneghan (Jr.), Monmouth (H.S.)		---	---
2-3	563	Jerome Reyes (Sr.), Rock Island (Alloman)		---	---
2-4	446	Troy Walker (Jr.), Herscher		---	---
3-1	164	James Leifheit (Jr.), Maple Park (Kaneland)		---	---
3-2	600	David McEvers (So.), Petersburg (Porta)		---	---
3-3	744	Shane Kaiser (Sr.), Galva		---	---
3-4	445	John Clausen (Sr.), Herscher		---	---
4-1	638	Jed Brown (Sr.), Piasa (Southwestern)		---	---
4-2	525	Brent Pinkston (So.), Sterling (Newman Central Catholic)		---	---
4-3	757	Derek Filipiak (Sr.), Kewanee (H.S.) (Co-op)		---	---
4-4	69	David Venhaus (Jr.), Breese (Mater Dei)		---	---
4-5	64	Colby Linnemann (Jr.), Breese (Mater Dei)		---	---

Class AA Sectional Performances

9:19.9	Robert Gary (Sr.), Evanston (Twp.)
9:23.9	Maha Martinez (Jr.), Hoffman Estates (H.S.)
9:25.4	Jeff Robinson (Sr.), Wheaton (North)
9:25.8	Rich Slaughter (Sr.), Riverside (R.-Brookfield)
9:25.8	Tony Findlay (So.), St. Charles (H.S.)
9:28.1	Rick Montalvo (Sr.), West Chicago (H.S.)
9:28.6	Ryan Krietsch (Sr.), Darien (Hinsdale South)
9:29.0	John Weigel (Jr.), Metamora
9:32.9	Jason Rush (Sr.), Palos Hills (Stagg)
9:36.0	Brett McCoy (Sr.), Hoffman Estates (H.S.)
9:36.2	Steve Watson (Jr.), Horrin
9:38.2	Bob Rodriguez (Sr.), Lockport (Twp.)
9:40.8	Bob Bundron (Sr.), Marion (H.S.)
9:41.1	Vadim Nomad (Sr.), Skokie (Nilos North)
9:41.9	Ramon Lacey (Sr.), Alton (Sr.)
9:42.3	Tom Crowe (Jr.), Chicago (Marist)
9:43.0	Jim Dickerson (Sr.), Peoria (Notre Dame)
9:43.4	Chris Brown (So.), Libertyville
9:44.0	Aaron Culbertson (So.), Bloomington (H.S.)
9:44.4	Jay Brinkman (Jr.), Normal (Community)
9:48.4	Bryan Glass (Sr.), Geneseo (Darnall)
9:48.5	Scott Anderson (Jr.), Chicago (Young)
9:49.4	Andy Snook (So.), Geneseo (Darnall)
9:51.1	Lonnie Schultz (Sr.), Park Forest (Rich East)
9:53.1	Chris Ellis (Jr.), Chicago (C. Vocational)
9:53.3	Dan Janoff (Sr.), Chicago (Von Steuben)
9:57.1	George Patrylak (So.), New Lenox (Lincoln-Way)
9:57.2	Tim Saucoda (So.), Chicago Hts. (Bloom Trail)
9:59.5	Antonio Fonseca (Jr.), Chicago (Curle)
10:06.2	Wally Gregory (Sr.), Bothallo (Civic Memorial)
10:09.6	Aaron Carper (Jr.), Crystal Lake (Central)
10:09.7	Collin Andrews (So.), Rockford (Guilford)
10:20.2	Matt Stasick (Jr.), Mundelein (Carmel)

H12

SECTION NO. 2

Alley	No.	Competitor, School	Place	Time
1-1	284	Brad Kaufmann (Jr.), Tremont	---	---
1-2	203	Jason Zieren (So.), Carmi	---	---
1-3	242	Roy Scherler (Sr.), Elmwood	---	---
2-1	117	Daniel Nielsen (Sr.), Mahomet (M.-Seymour)	---	---
2-2	395	Mike Jackson (So.), Cerro Gordo	---	---
2-3	673	Ted Lambert (Sr.), Chicago (Luther North)	---	---
2-4	353	Ryan Meece (So.), Gardner (G.-South Wilmington)	---	---
3-1	430	Barrett Moore (So.), Normal (University)	---	---
3-2	1	Pat Klimaszewski (Jr.), DePue	---	---
3-3	695	Dan McGinn (Sr.), Chicago (University)	---	---
3-4	310	David Jayne (Jr.), Newton	---	---
4-1	36	Chris Adesso (Sr.), Wheaton (St. Francis)	---	---
4-2	108	John Jess (So.), Arthur	---	---
4-3	378	Mikel Ferri (Sr.), Seneca	---	---
4-4	625	Travis Roundcount (Jr.), Carrollton	---	---
4-5	186	Chris Kappell (So.), Shabbona	---	---

Class AA Competitors

SECTION NO. 1

Alley	No.	Competitor, School	Place	Time
1-1	74	Jim Dickerson (Sr.), Peoria (Notre Dame)	---	---
1-2	706	Bryan Glass (Sr.), Geneseo (Darnall)	---	---
1-3	811	Chris Ellis (Jr.), Chicago (C. Vocational)	---	---
1-4	225	Matt Stasick (Jr.), Mundelein (Carmel)	---	---
2-1	217	Chris Brown (So.), Libertyville	---	---
2-2	827	Scott Anderson (Jr.), Chicago (Young)	---	---
2-3	820	Dan Janoff (Sr.), Chicago (VonSteuben)	---	---
2-4	632	Collin Andrews (So.), Rockford (Guilford)	---	---
3-1	436	Aaron Culbertson (So.), Bloomington (H.S.)	---	---
3-2	707	Andy Snook (So.), Geneseo (Darnall)	---	---
3-3	591	George Patrylak (So.), New Lenox (Lincoln-Way)	---	---
3-4	599	Aaron Carper (Jr.), Crystal Lake (Central)	---	---
4-1	106	Wally Gregory (Sr.), Bethalto (Civic Memorial)	---	---
4-2	472	Jay Brinkman (Jr.), Normal (Community)	---	---
4-3	299	Lonnie Schultz (Sr.), Park Forest (Rich East)	---	---

4-4	274	Tim Saucedo (So.), Chicago Hts. (Bloom Trail)	---	---
4-5	757	Antonio Fonesca (Jr.), Chicago (Curie)	---	---

SECTION NO. 2

Alley	No.	Competitor, School	Place	Time
1-1	17	Robert Gary (Sr.), Evanston (Twp.)	---	---
1-2	347	Tony Findlay (So.), St. Charles (H.S.)	---	---
1-3	690	Jason Rush (Sr.), Palos Hills (Stagg)	---	---
2-1	394	Maha Martinez (Jr.), Hoffman Estates (H.S.)	---	---
2-2	359	Rick Montalvo (Sr.), West Chicago (H.S.)	---	---
2-3	396	Brett McCoy (Sr.), Hoffman Estates (H.S.)	---	---
2-4	649	Tom Crowe (Jr.), Chicago (Marist)	---	---
3-1	369	Jeff Robinson (Sr.), Wheaton (North)	---	---
3-2	149	Ryan Krietsch (Sr.), Darien (Hinsdale South)	---	---
3-3	488	Steve Watson (Jr.), Herrin	---	---
3-4	99	Ramon Lacey (Sr.), Alton (Sr.)	---	---
4-1	200	Rich Slaughter (Sr.), Riverside (R.-Brookfield)	---	---
4-2	51	John Weigel (Jr.), Metamora	---	---
4-3	564	Bob Rodriguez (Sr.), Lockport (Twp.)	---	---
4-4	493	Bob Bundren (Sr.), Marion (H.S.)	---	---
4-5	45	Vadim Nemad (Sr.), Skokie (Niles North)	---	---

STAY UP WITH THE TIMES!!!

subscribe to
ILLINOIS PREP TOP TIMES
Illinois' weekly newsletter
 for XC & Track/Field

FILL IN AND MAIL THE ATTACHED COUPON

NAME _____

ADDRESS _____

CITY _____

STATE _____

ZIP _____

Send me **TOP TIMES** for:

XC only.....(\$20.00) Track/Field only.....(\$30.00)
 FULL-YEAR Sub'n.....(\$45.00)

Payment enclosed Bill me later

Send check to
ILLINOIS PREP TOP TIMES
 669 N. Eagle Street, Naperville, IL 60540

1991 IHSA BOYS STATE FINAL TRACK MEET
Saturday, May 25, 1991

O'Brien Field, Eastern Illinois University
Charleston, Illinois

H13

CLASS A 110-METER HIGH HURDLES FINAL

Lane	No.	Competitor, School	Place	Manual Time	Fat Time
1	723	Jesse Heath (So) Annawan	_____	_____	_____
2	569	David Williams (Sr) Sherrard	_____	_____	_____
3	594	Kent Holthuaus (Sr) Pana	_____	_____	_____
4	19	Rick Allen (Sr) Princeton	_____	_____	_____
5	530	Aaron Baker (Sr) Alledo	_____	_____	_____
6	288	Tony Weston (Sr) Bridgeport (Red Hill)	_____	_____	_____
7	467	Tom Gregory (Sr) Rossville (R.-Alvin)	_____	_____	_____
8	447	Jason Morriscal (Sr) Herscher	_____	_____	_____
9	621	Brian Little (Sr) Carlinville	_____	_____	_____

1991 IHSA BOYS STATE FINAL TRACK MEET
Saturday, May 25, 1991

O'Brien Field, Eastern Illinois University
Charleston, Illinois

CLASS AA 110-METER HIGH HURDLES FINAL

Lane	No.	Competitor, School	Place	Manual Time	F.A.T. Time
1	560	Terry Collins (Sr) Joliet (West)	_____	_____	_____
2	275	Daniel Wilson (Sr) Chicago Hts. (Bloom Trail)	_____	_____	_____
3	808	Mike Williams (So) Chicago (Steinmetz)	_____	_____	_____
4	100	Joe Anderson (Sr) Alton (Sr)	_____	_____	_____
5	71	Vida Johnson (Sr) Peoria (Manual)	_____	_____	_____
6	460	Marcus Phillips (Jr) Decatur (MacArthur)	_____	_____	_____
7	619	Jamar Basnight (Sr) Rockford (East)	_____	_____	_____
8	459	Nick Reed (Sr) Decatur (MacArthur)	_____	_____	_____
9	72	Mike Grayer (Sr) Peoria (Manual)	_____	_____	_____
			_____	_____	_____
			_____	_____	_____
			_____	_____	_____
			_____	_____	_____

1991 IHSA BOYS STATE FINAL TRACK MEET
 Saturday, May 25, 1991

O'Brien Field, Eastern Illinois University
 Charleston, Illinois

H15

CLASS A 800-METER RUN FINAL

Alley No.	Competitor, School	Place	Manual Time	F.A.T Time
1-1	398 Joe Dougherty (Sr) Clinton	_____	_____	_____
1-2	94 Jared Stogner (Sr) Trenton (Wesclin)	_____	_____	_____
1-3	761 Jared Reynolds (So) Morrison	_____	_____	_____
2-1	449 Joel Denault (Sr) Herscher	_____	_____	_____
2-2	695 Dan McGinn (Sr) Chicago (University)	_____	_____	_____
2-3	551 Jared Thuzman (Sr) Monmouth (H.S.)	_____	_____	_____
3-1	380 Jason Vertin (Sr) Seneca	_____	_____	_____
3-2	3 Phillip Stueffert (Sr) LaMoille (COOP)	_____	_____	_____
3-3	399 Brett Carter (Sr) Clinton	_____	_____	_____
4-1	651 Tim Straub (Sr) Staunton	_____	_____	_____
4-2	36 Chris Adesso (Sr) Wheaton (St. Francis)	_____	_____	_____
4-3	261 Ron Oetjen (Jr) Rushville	_____	_____	_____

CLASS AA 800-METER RUN FINAL

Alley No.	Competitor, School	Place	Time
1-1	650 John Joss (Sr) Chicago (Marist)	_____	_____
1-2	811 Chris Ellis (Jr) Chicago (C-Vocational)	_____	_____
1-3	270 Jose DeLeon (Jr) Chicago (Bloom)	_____	_____
2-1	269 Joel Brooks (Sr) Chicago (Bloom)	_____	_____
2-2	10 Tony Soler (Sr) Deerfield	_____	_____
2-3	361 Max Wilson (Sr) Wheaton (Central)	_____	_____
3-1	174 Steve Alexander (Sr) Hillside (Proviso West)	_____	_____
3-2	583 Joe Royer (Sr) Naperville (North)	_____	_____
3-3	483 Mack Herron (Jr) Centralia	_____	_____
4-1	115 Maurice Dotson (Sr) East St. Louis (Lincoln)	_____	_____
4-2	181 Tom O'Shea (Sr) Hinsdale (Central)	_____	_____
4-3	790 Jacob Parker (Sr) Chicago (Manley)	_____	_____

1991 IHSA BOYS STATE FINAL TRACK MEET
 Saturday, May 25, 1991

O'Brien Field, Eastern Illinois University
 Charleston, Illinois

H16

CLASS A 800-METER RELAY FINAL

Lane	School	Place	Manual Time	F.A.T. Time
1	Macomb	_____	_____	_____
2	Fulton (H.S.)	_____	_____	_____
3	Forreston	_____	_____	_____
4	Cairo	_____	_____	_____
5	Chicago (Luther South)	_____	_____	_____
6	Knoxville	_____	_____	_____
7	DuQuoin	_____	_____	_____
8	Momence	_____	_____	_____
9	St. Anne	_____	_____	_____

DuQuoin -- 73 Mark Mintun (Sr), 74 Jubal Alvis (Jr), 75 Delshay Morgan (Sr), 76 Shawn Margrum (So), 77 Mike Smith (Jr), 78 Chris Robinson (Sr)
 St. Anne -- 474 Arthur Davis (Sr), 475 Myron Porter (Sr), 476 Aaron Willims (So), 478 Cedric Golston (Fr), 479 Steve Brewer (Fr)
 Macomb -- 254 Carl Lewis (Sr), 253 Shawn Creasy (Sr), 255 Erik Neidy (Sr), 256 Cory Hillman (Sr), 257 Tim Dively (Jr), 258 Steve Collier (So)
 Fulton (H.S.) -- 732 Dennis Hoese (Jr), 733 Curt Dykstra (Jr), 734 Nate Snyder (Jr), 735 Mike Countryman (Sr), 738 Shane Dykstra (Sr), 739 Dan Wiebenga (Sr)
 Forreston -- 491 Aaron Wichman (Sr), 493 Jamie Flick (Sr), 490 Doug Tobin (Jr), 489 Jeremy Hawkins (Sr), 488 Randy Mennenga (Sr), 495 Jeff Dahlquist (Jr)
 Cairo -- 193 Jamfert Barber (Jr), 197 Dan Oats (Jr), 198 Robin Johnson (Fr), 195 Chris Lemmon (Sr), 199 Derric Farr (Fr), 194 James Shaw (So)
 Chicago (Luther South) -- 679 Squire Pettis (Sr), 674 Yemi Sashi (Sr), 675 Robert Forrest (Sr), 677 Tim Edwards (Jr), 680 Andre Stephaney (Sr), 678 Myles Jordan (So)
 Knoxville -- 543 Andy Knowles (So), 544 Tony Shragal (So), 545 Greg Clark (Jr), 546 Brent Shreeves (Jr), 548 Jason Clark (So), 547 Ian Smith (So.)
 Momence -- 460 Sam Williams (Sr), 464 Tyronne Yarborough (Jr), 462 Marcus Scott (Sr), 463 Adam Johnson (Sr), 461 Tyree Robinson (Jr)

1991 IHSA BOYS STATE FINAL TRACK MEET
Saturday, May 25, 1991

O'Brien Field, Eastern Illinois University
Charleston, Illinois

CLASS AA 800-METER RELAY FINAL

H17

Lane	School	Place	Manual Time	F.A.T. Time
1	Joliet (West)	_____	_____	_____
2	East St. Louis (Sr.)	_____	_____	_____
3	Harvey (Thornton)	_____	_____	_____
4	East St. Louis (Lincoln)	_____	_____	_____
5	Hillside (Proviso West)	_____	_____	_____
6	Evanston (Twp.)	_____	_____	_____
7	Waukegan	_____	_____	_____
8	Freeport (H.S.)	_____	_____	_____
9	Chicago (Steinmetz)	_____	_____	_____

Joliet (West) -- 557 Billy Kelley (Sr), 558 Mike Richards (Sr), 559 Ken Drake (Sr),
560 Terry Collins (Sr), 561 Derrick Clarke (Sr), 563 Milbert Waters (Sr)
East St. Louis (Sr) -- 133 Rod Fisher (Jr), 137 Osiris Tucker (Sr), 139 Alonzo McCoy
(Jr), 134 Chris Simmons (Sr), 136 Darron Suggs (So), 140 Kip Casey (Jr)
Harvey (Thornton) -- 284 Melvin Roberts (Sr), 281 John Nesbitt (Jr), 280 Chad Shield
(Sr) 283 Tyrone Murchison (So), 282 Dave Wright (Sr)
East St. Louis (Lincoln) -- 117 Ryan Ross (Jr), 119 Omari Banner (Jr), 118 Cortez
Nichols (Sr), 121 Anthony Lewis (Sr), 120 Maurice Mobley (Sr), 122 LaShuane Scott (Sr)
Hillside (Proviso West) -- 172 Kerwin Badie (Jr), 173 Jermaine Bell (Sr), 175 Jon
Bostic (Sr), 176 Marc Porter (So), 177 Chris Furham (Jr), 178 Bill Deshazer (Sr)
Evanston (Twp.) -- 11 Anthony Myrthil (Jr), 12 Dante Wharton (Sr), 13 Howard Jones
(Sr), 14 John Cosey (Jr), 15 Robert Simmons (Fr), 16 Ord Wilson (Jr)
Waukegan -- 229 Ardell Reams (Sr), 230 Joseph Rodgers (Sr), 231 Greg Williams (Jr),
233 Nigel Cosey (Jr), 234 Willie Smith (Fr)
Freeport (H.S.) -- 699 Nate Dixson (Sr), 702 Jon Walker (Sr), 700 Robert Dixon (Sr),
703 Otha Brooks (Sr), 704 Todd Brooks (Fr), 701 Eric Bowers (Jr)
Chicago (Steinmetz) -- 804 Charles Clark (Jr), 810 Jermaine Richardson (Sr), 806 Joe
Smith (Jr), 808 Mike Williams (So), 807 Sylvester Raggs (Jr)

1991 IHSA BOYS STATE FINAL TRACK MEET
Saturday, May 25, 1991

O'Brien Field, Eastern Illinois University
Charleston, Illinois

H18

CLASS A 400-METER DASH FINAL

Lane	No.	Competitor, School	Place	Manual Time	F.A.T. Time
1	337	Chad Davis (Sr) Shelbyville	_____	_____	_____
2	674	Yemi Sashi (Sr) Chicago (Luther South	_____	_____	_____
3	51	Brian Davis (Sr) Yorkville	_____	_____	_____
4	588	Dave McGinnis (Sr) Mason City (Illini Central)	_____	_____	_____
5	219	Chad Lakatos (Jr) Harrisburg	_____	_____	_____
6	53	John Mosley (Sr) Belleville (Althoff)	_____	_____	_____
7	505	Jayson Leitzen (So) Lena (L.-Winslow)	_____	_____	_____
8	599	Kersten McAfee (So) Pawnee	_____	_____	_____
9	119	Jason Preston (Sr) Mahomet (M.-Seymour)	_____	_____	_____

1991 IHSA BOYS STATE FINAL TRACK MEET
Saturday, May 25, 1991

O'Brien Field, Eastern Illinois University
Charleston, Illinois

CLASS AA 400-METER DASH FINAL

Lane	No.	Competitor, School	Place	Manual Time	F.A.T. Time
1	306	Ronell Hawkins (Sr) South Holland (Thornwood)	_____	_____	_____
2	232	Phillip Bryan (Jr) Waukegan	_____	_____	_____
3	135	Chris Pulley (Sr) East St. Louis (Sr)	_____	_____	_____
4	26	Neil Melcher (Sr) Glenview (Glenbrook South)	_____	_____	_____
5	439	Ben Beyers (Jr) Champaign (Centennial)	_____	_____	_____
6	132	Camara Tucker (So) East St. Louis (Sr)	_____	_____	_____
7	709	Mike VanDeVelde (Sr) Geneseo (Darnall)	_____	_____	_____
8	595	Dave Dopek (Sr) Romeoville	_____	_____	_____
9	813	Leevanda Jackson (Sr) Chicago (C.Vocational)	_____	_____	_____
			_____	_____	_____
			_____	_____	_____
			_____	_____	_____
			_____	_____	_____

1991 IHSA BOYS STATE FINAL TRACK MEET
Saturday, May 25, 1991

O'Brien Field, Eastern Illinois University
Charleston, Illinois

CLASS A 300-METER INTERMEDIATE HURDLES FINAL

H19

Lane	No.	Competitor, School	Place	Manual Time	F.A.T. Time
1	594	Kent Holthaus (Sr) Pana	_____	_____	_____
2	687	Darnell Burtin (Jr) Chicago (Providence-St. Mel)	_____	_____	_____
3	135	Neal Garrison (Sr) St. Joseph (S.J.-Ogden)	_____	_____	_____
4	334	Ryan Zumbahlen (Sr) Shelbyville	_____	_____	_____
5	217	Brandon Shelton (Sr) Harrisburg	_____	_____	_____
6	530	Aaron Baker (Sr) Aledo	_____	_____	_____
7	86	Fabian Brooks (Sr) Lebanon	_____	_____	_____
8	675	Robert Forrest (Sr) Chicago (Luther South)	_____	_____	_____
9	288	Tony Weston (Sr) Bridgeport (Red Hill)	_____	_____	_____

1991 IHSA BOYS STATE FINAL TRACK MEET
Saturday, May 25, 1991

O'Brien Field, Eastern Illinois University
Charleston, Illinois

CLASS AA 300-METER INTERMEDIATE HURDLES FINAL

Lane	No.	Competitor, School	Place	Manual Time	F.A.T. Time
1	78	Walter Young (Sr) Peoria (Woodruff)	_____	_____	_____
2	87	Jimmie Crawford (So) Springfield (Lanphier)	_____	_____	_____
3	459	Nick Reed (Sr) Decatur (MacArthur)	_____	_____	_____
4	808	Mike Williams (So) Chicago (Steinmetz)	_____	_____	_____
5	296	Carlton Clark (Jr) Olympia Fields (Rich Central)	_____	_____	_____
6	254	Matthew Blouin (Sr) Blue Island (Eisenhower)	_____	_____	_____
7	460	Marcus Phillips (Jr) Decatur (MacArthur)	_____	_____	_____
8	284	Melvin Roberts (Sr) Harvey (Thornton)	_____	_____	_____
9	24	Kendall Strickland (Jr) Glenview (Glenbrook South)	_____	_____	_____
			_____	_____	_____
			_____	_____	_____
			_____	_____	_____

1991 IHSA BOYS STATE FINAL TRACK MEET
 Saturday, May 25, 1991

O'Brien Field, Eastern Illinois University
 Charleston, Illinois

H20

CLASS A 1600-METER RUN FINAL

Alley	No.	Competitor. School	Place	Manual Time	F.A.T. Time
1-1	39	Steve Faley (Jr) Wheaton (St. Francis)	_____	_____	_____
1-2	1	Pat Klimaszewski (Jr) DePue	_____	_____	_____
1-3	695	Dan McGinn (Sr) Chicago (University)	_____	_____	_____
2-1	64	Colby Linnemann (Jr) Breese (Mater Dei)	_____	_____	_____
2-2	401	Joe Alexander (So) Clinton	_____	_____	_____
2-3	148	Aaron Woodyatt (Sr) Genoa (G.-Kingston)	_____	_____	_____
3-1	280	Chad Gingrich (Sr) Tremont	_____	_____	_____
3-2	117	Daniel Nielsen (Sr) Mahomet (M.-Seymour)	_____	_____	_____
3-3	381	Greg Punke (Sr) Seneca	_____	_____	_____
4-1	233	Brad Blakey (Sr) West Frankfort (Frankfort)	_____	_____	_____
4-2	116	Barry Pearman (So) Georgetown (G.-Ridge Farm)	_____	_____	_____
4-3	484	Brad Carlson (Sr) Byron	_____	_____	_____

CLASS AA 1600-METER RUN FINAL

Alley	No.	Competitor. School	Place	Manual Time	F.A.T. Time
1-1	17	Robert Gary (Sr) Evanston (Twp.)	_____	_____	_____
1-2	170	Dan Mazur (Sr) Franklin Park (Leyden)	_____	_____	_____
1-3	488	Steve Watson (Jr) Herrin	_____	_____	_____
2-1	45	Vadim Nemad (Sr) Skokie (Niles North)	_____	_____	_____
2-2	584	Nick Thiel (Sr) Naperville (North)	_____	_____	_____
2-3	592	Nate Shaffer (Sr) New Lenox (Lincoln-Way)	_____	_____	_____
3-1	690	Jason Rush (Sr) Palos Hills (Stagg)	_____	_____	_____
3-2	270	Jose DeLeon (Jr) Chicago Hts. (Bloom)	_____	_____	_____
3-3	235	Steve Wynn (Jr) Waukegan	_____	_____	_____
4-1	90	Eric Henson (Sr) Springfield (Sacred Heart-Griffin)	_____	_____	_____
4-2	827	Scott Anderson (Jr) Chicago (Young)	_____	_____	_____
4-3	329	Ellis Dotson (Jr) Elgin (Larkin)	_____	_____	_____

1991 IHSA BOYS STATE FINAL TRACK MEET
Saturday, May 25, 1991

O'Brien Field, Eastern Illinois University
Charleston, Illinois

H21

CLASS A 200-METER DASH FINAL

Lane	No.	Competitor, School	Place	Manual Time	F.A.T. Time
1	421	Brian Wickline (Jr) Niantic (H.-Harristown)			
2	51	Brian Davis (Sr) Yorkville			
3	135	Neal Garrison (Sr) St. Joseph (S.J.-Ogden)			
4	692	Chris Harper (Jr) Chicago (University)			
5	677	Tim Edwards (Jr) Chicago (Luther South)			
6	444	Scott May (Sr) Fisher			
7	293	Tony Rohr (Sr) Effingham (St. Anthony)			
8	196	Kerwin Lowe (Jr) Cairo			
9	463	Adam Johnson (Sr) Momence			

1991 IHSA BOYS STATE FINAL TRACK MEET
Saturday, May 25, 1991

O'Brien Field, Eastern Illinois University
Charleston, Illinois

CLASS AA 200-METER DASH FINAL

Lane	No.	Competitor, School	Place	Manual Time	F.A.T. Time
1	230	Joseph Rodgers (Sr) Waukegan			
2	219	Jim Duncan (So) Libertyville			
3	26	Neil Melcher (Sr) Glenview (Glenbrook South)			
4	135	Chris Pulley (Sr) East St. Louis (Sr.)			
5	172	Kerwin Badie (Jr) Hillside (Proviso West)			
6	439	Ben Beyers (Jr) Champaign (Centennial)			
7	283	Tyrone Murchison (So) Harvey (Thornton)			
8	505	Terry Lang (Sr) Mascoutah			
9	244	Wayne Patton (Jr) Zion (Z.-Benton)			

1991 IHSA BOYS STATE FINAL TRACK MEET
Saturday, May 25, 1991

O'Brien Field, Eastern Illinois University
Charleston, Illinois

H22

CLASS A 1600-METER RELAY FINAL

Lane	School	Place	Manual Time	F.A.T. Time
1	Cairo	_____	_____	_____
2	Cerro Gordo	_____	_____	_____
3	Harrisburg	_____	_____	_____
4	Kankakee (Bishop McNamara)	_____	_____	_____
5	Shelbyville	_____	_____	_____
6	Clinton	_____	_____	_____
7	Pana	_____	_____	_____
8	Princeton	_____	_____	_____
9	Stanford (Olympia)	_____	_____	_____

Cairo -- 197 Dan Oats (Jr), 198 Robin Johnson (Fr), 195 Chris Lemon (Sr), 194 James Shaw (So), 199 Darrick Farr (Fr), 200 Larry Johnson (Fr)

Cerro Gordo -- 392 Jay Wallace (Sr), 396 Todd Brunner (Sr), 397 Clayton Bleavins (Sr), 394 Scott Hale (Sr), 395 Mike Jackson (So), 785 Ryan Jimison (So)

Harrisburg -- 215 Kerry Herring (Sr), 221 Blaine Shires (Jr), 219 Chad Lakatos (Jr), 217 Brandon Shelton (Sr), 223 Cory Patton (Fr), 220 Joe Smith (Jr)

Pana -- 592 Mark Michael (Jr), 595 Tim Kamer (Jr) 589 Kyle Epley (Sr), 594 Kent Holthaus (Sr), 591 Robert Snyder (Jr)

Princeton -- 19 Rick Allen (Sr), 21 Wayne Ihrig (Sr), 18 Derek Vincent (Sr), 17 Mark Griswold (Sr), 23 Tim May (So), 24 Jeff Ohlson (Jr)

Stanford (Olympia) -- 268 Jason Goode (Sr), 266 Mike Dare (Fr), 273 Wade Anderson (Jr), 265 Chad Cremeens (Jr), 267 Troy Weaver (Fr), 272 Ryan Hillman (Fr)

Kankakee (Bishop McNamara) -- 357 Ryan Beaupre (Sr), 363 Keith Nugent (So), 362 Chad Nugent (Sr), 361 Tyrone Noble (Jr), 355 Jeremy Downs (So), 354 Matt Singer (Jr)

Shelbyville -- 334 Ryan Zumbahlen (Sr), 335 (Joe Trimble (Jr), 336 Brett Short (So), 337 Chad Davis (Sr), 338 Lane Glick (Sr), 340 Cole Gray (Jr)

Clinton -- 400 Josh Turney (Sr), 402 Eric Thayer (Sr), 399 Brett Carter (Sr), 398 Joe Dougherty (Sr), 403 Tad Baird (Jr), 404 Jeff Byrd (So)

1991 IHSA BOYS STATE FINAL TRACK MEET
 Saturday, May 25, 1991

O'Brien Field, Eastern Illinois University
 Charleston, Illinois

CLASS AA 1600-METER RELAY FINAL

H23

Lane	School	Place	Manual Time	F.A.T. Time
1	Chicago (Steinmetz)	_____	_____	_____
2	Bloomington (H.S.)	_____	_____	_____
3	Naperville (Central)	_____	_____	_____
4	East St. Louis (Sr.)	_____	_____	_____
5	Evanston (Twp.)	_____	_____	_____
6	Waukegan	_____	_____	_____
7	East St. Louis (Lincoln)	_____	_____	_____
8	Batavia	_____	_____	_____
9	Joliet (Central)	_____	_____	_____

East St. Louis (Lincoln) -- 117 Ryan Ross (Jr), 115 Maurice Dotson (Sr), 120 Maurice Mobley (Sr), 113 Myles Mitchom (Sr), 119 Omari Banner (Jr), 114 Marcus Farrell (Jr)
 Batavia -- 315 Martin Overstreet (Sr), 316 Chad Anderson (Sr), 317 Lamarr Justice (Sr), 318 Lysle Bower (Jr), 319 Adam Edwards (Sr), 320 John Cox (Sr)
 Joliet (Central) -- 548 Marlow Epting (Sr), 550 Shannon Pearson (Jr), 551 Sonny Foster (Sr), 552 Pharaoh Gay (Jr), 553 Milt Bass (Fr), 554 Nick Palmer (Jr)
 East St. Louis (Sr.) -- 132 Camara Tucker (So), 140 Kip Casey (Jr), 126 Byron Robinson (Sr), 129 Sean Strickland (Sr), 128 Cleodis Robinson (So), 137 Osiris Tucker (Sr)
 Evanston (Twp.) -- 11 Anthony Myrthil (Jr), 18 William Perrin (Sr), 12 Dante Wharton (Sr), 14 John Cosey (Jr), 19 Edward Roberts (Jr), 20 Robert Hare (Jr)
 Waukegan -- 231 Greg Williams (Jr), 240 Romel Finley (Sr), 229 Ardell reams (Sr), 232 Phillip Bryan (Jr), 234 Willie Smith (Fr), 230 Joseph Rogers (Sr)
 Chicago (Steinmetz) -- 802 Jermaine Thomas (Sr), 803 Nate Hernandez (So), 808 Mike Williams (So), 805 Jason Brown (Jr), 810 Jermaine Richardson (Sr)
 Bloomington (H.S.) -- 435 Donald Moselly (Jr), 432 Steve Young (Jr), 433 Jermaine Ware (Jr), 431 Marquis Mosely (So), 434 Kareem Smith (Jr), 430 Keith Goodnight (Sr)
 Naperville (Central) -- 569 Sean Persin (Sr), 566 Dan Driscoll (Jr), 578 Todd Liska (Sr), 570 John Connelly (Sr), 572 Tony Barranco (So), 574 Pat Raleigh (Jr)

IHSA TRACK

Boys Track and Field Records

(Current As of January 1, 1991)

Key: IHSA = State Final Meet overall record; Class A = record for small schools; Class AA = record for large schools; FAT = Fully Automatic Timing; MT = Manual Timing.

Note: State, Class A and Class AA records can only be set at the annual state final meet.

Discus Records

NAT'L—224-3 by Kamy Keshmiri, Reno, NV, 1987.
IHSA—187-2 by Gary Kostrubala, Chicago (Marist), 1981 (Finals).
Class A—181-10 by Jeff Wood, Watseka, 1985 (Finals).
Class AA—187-2 by Gary Kostrubala, Chicago (Marist), 1981 (Finals).

Shot Put Records

NAT'L—77-0 by Michael Carter, Dallas (Jefferson), TX, 1979.
IHSA—66-1 $\frac{3}{4}$ by Kevin Coleman, Elgin (Larkin), 1988 (Finals).
Class A—61-4 by Steve Brondyke, Fulton, 1979.
Class AA—66-1 $\frac{3}{4}$ by Kevin Coleman, Elgin (Larkin), 1988 (Finals).

Triple Jump Records

NAT'L—52-10 by Charles Mayfield, Pasadena (Muir), CA, 1981.
IHSA—50-9 by Mike Conley, Chicago (Luther South), 1981 (Finals).
Class A—50-9 by Mike Conley, Chicago (Luther South), 1981 (Finals).
Class AA—50-6 $\frac{3}{4}$ by Alvin Campbell, Oak Park (O.P.-River Forest), 1987 (Finals).

Long Jump Records

NAT'L—26-4 $\frac{3}{4}$ by James Stallworth, Tulare, CA, 1989.
IHSA—24-6 $\frac{1}{4}$ by Oscar Wallace, Alton (Sr.), 1969.
Class A—23-10 $\frac{3}{4}$ by Carl Meyers, West Chicago (Wheaton Christian), 1990 (Finals).
Class AA—24-4 $\frac{3}{4}$ by Steve Battle, Chicago (Gordon Tech), 1989 (Finals).

High Jump Records

NAT'L—7-5 $\frac{1}{4}$ by Tom Smith, Heyworth, 1985.
7-5 $\frac{1}{4}$ by Dothel Edwards, Athens (Cedar Shoals), GA, 1984.
IHSA—7-3 $\frac{1}{2}$ by Tom Smith, Heyworth, 1985 (Finals).
Class A—7-3 $\frac{1}{2}$ by Tom Smith, Heyworth, 1985 (Finals).
Class AA—7-3 $\frac{1}{4}$ by Gail Olson, Sycamore, 1977 (Finals).

Pole Vault Records

NAT'L—17-9 $\frac{1}{2}$ by Danial Joe Dial, Marlow (H.S.), OK, 1981.
IHSA—16-2 by Jamie Marek, Clifton (Central), 1989 (Finals).
Class A—16-2 by Jamie Marek, Clifton (Central), 1989 (Finals).
Class AA—16-1 by Mike Murray, Sterling (H.S.), 1985 (Finals).

100-Meter Dash Records

NAT'L—:10.18 (FAT) by Roy Martin, Dallas (Roosevelt), TX, 1985.
:10.1 (MT) by Derrick Florence, Galveston (Ball), TX, 1986.
IHSA—:10.32 (MT) by Lubeech Graves, Cairo, 1990 (Semifinals).
Class A—:10.32 (MT) by Lubeech Graves, Cairo, 1990 (Semifinals).
Class AA—:10.37 (FAT) by Steve Thomas, Chicago (Kenwood), 1986 (Finals).

200-Meter Dash Records

NAT'L—:20.0 (MT) by Roy Martin, Dallas (Roosevelt), TX, 1985.
IHSA—:21.1 (MT) by Howard Jones, Evanston (Twp.), 1971 (Finals).
Class A—:21.4 (MT) by David Washington, Melrose Park (Walther Lutheran), 1984 (Finals).
Class AA—:21.27 (FAT) by Bob Jelks, Decatur (MacArthur), 1986 (Finals).

400-Meter Dash Records

NAT'L—:45.5 (MT) by Anthony Ketchum, Needleville (H.S.), TX, 1981.
:45.5 (MT) by Roddie Haley, Texarkana, TX, 1984.
IHSA—:46.51 (FAT) by Harold Leonard, Chicago (Mt. Carmel), 1985 (Finals) (:46.4 MT).
Class A—:47.2 (MT) by Mark Claypool, Maple Park (Kaneland), 1977.
Class AA—:46.51 (FAT) by Harold Leonard, Chicago (Mt. Carmel), 1985 (Finals) (:46.4 MT).

800-Meter Run Records

NAT'L—1:47.31 (FAT) by Pete Richardson, Berkeley, CA, 1981.
IHSA—1:48.9 (MT) by Dave Ayoub, Peoria (H.S.), 1977 (Finals).
Class A—1:53.04 (FAT) by Rob Carter, Clinton, 1988 (Finals).
Class AA—1:48.9 (MT) by Dave Ayoub, Peoria (H.S.), 1977 (Finals).

1600-Meter Run Records

NAT'L—3:58.3 (MT) by Jim Ryun, Wichita (East), KS, 1965.
IHSA—4:07.1 (MT) by Andy Isla-Rubert, Hillside (Proviso West), 1970.
Class A—4:16.8 (MT) by Greg Hill, Freeburg, 1981 (Finals).
Class AA—4:07.45 (FAT) by Mark Deady, Prairie View (Stevenson), 1985 (Finals) (4:07.3 MT).

3200-Meter Run Records

NAT'L—8:41.5 (MT) by Steve Prefontaine, Coos Bay (Marshfield), OR, 1969.
IHSA—8:42.6 (MT) by Craig Virgin, Lebanon, 1973.
Class A—9:10.86 (FAT) by Troy Maddux, Streator (Woodland), 1985 (Finals) (9:10.7 MT).
Class AA—8:51.9 (MT) by Tom Graves, Orland Park (Sandburg), 1977 (Finals).

110-Meter High Hurdles Records

NAT'L—:12.9 (MT) by Renaldo Nehemiah, Scotch Plains (Fanwood), NY, 1977.
IHSA—:13.9 (MT) by Derek Cole, Chicago Hts. (Bloom), 1981 (Finals).
Class A—:14.42 (MT) by Matt McLean, Aurora (Illinois Math and Science), 1990 (Semifinals).
Class AA—:13.9 (MT) by Derek Cole, Chicago Hts. (Bloom), 1981 (Finals).

300-Meter Low Hurdles Records

IHSA—:35.98 (FAT) by Arthur Sargent, East St. Louis (Sr.), 1986 (Finals).
Class A—:36.95 (FAT) by David Cox, Yorkville, 1986 (Finals).
Class AA—:35.98 (FAT) by Arthur Sargent, East St. Louis (Sr.), 1986 (Finals).

300-Meter Intermediate Hurdles Records

NAT'L—:35.32 (FAT) by George Porter, Lompoc (Cabrillo), CA, 1985.

(continued on next page)

IHSA—:37.01 (FAT) by John Strickland, Glenview (Glenbrook South), 1990 (Finals).

Class A—:39.30 (FAT) by Chauncy Williams, St. Anne, 1989 (Finals).

Class AA—:37.01 (FAT) by John Strickland, Glenview (Glenbrook South), 1990 (Finals).

400-Meter Relay Records

NAT'L—:40.0 (MT) by Austin (Regan), TX (Damone Freeman, Dushone Orr, Brian Wilson, Keith Caldwell), 1988.

IHSA—:41.7 (MT) by East St. Louis (Sr.) (Stanley Braggs, Richard Townsend, Lamar Pickett, Marvin Edmonds), 1975 (Finals).

:41.7 (MT) by Waukegan (East) (Kevin Johnson, David Greathouse, LeRoy Norman, Nate Sloan), 1980 (Prelims).

:41.7 (MT) by East St. Louis (Lincoln) (James Stevenson, Demetrius Chism, Barry Malloyd, Duane Allen), 1981 (Finals).

:41.7 (MT) by East St. Louis (Lincoln) (Juan Brooks, Michael Hill, Darwin Rencher, Earl McKinney), 1983 (Prelims).

:41.7 (MT) by North Chicago (Billie King, Alan Turner, John McBride, Michael Wright), 1986 (Finals).

Class A—:42.52 (FAT) by Cairo (Sean Pecord, Lubeech Graves, Darin Hodge, Deverin Hawkins), 1987 (Prelims).

Class AA—:41.7 (MT) by East St. Louis (Sr.) (Stanley Braggs, Richard Townsend, Lamar Pickett, Marvin Edmonds), 1975 (Finals).

:41.7 (MT) by Waukegan (East) (Kevin Johnson, David Greathouse, LeRoy Norman, Nate Sloan), 1980 (Prelims).

:41.7 (MT) by East St. Louis (Lincoln) (James Stevenson, Demetrius Chism, Barry Malloyd, Duane Allen), 1981 (Finals).

:41.7 (MT) by East St. Louis (Lincoln) (Juan Brooks, Michael Hill, Darwin Rencher, Earl McKinney), 1983 (Prelims).

:41.7 (MT) by North Chicago (Billie King, Alan Turner, John McBride, Michael Wright), 1986 (Finals).

800-Meter Relay Records

NAT'L—1:24.9 (MT) by Lake Charles (H.S.), LA (Efrem Davis, Clarence Gray, Jr., Ronald Hayes, Orlando McDaniel), 1978.

IHSA—1:25.7 (MT) by East St. Louis (Sr.) (Stanley Braggs, Lamar Pickett, Richard Townsend, Marvin Edmonds), 1975.

Class A—1:28.17 (FAT) by Cairo (Eric Childs, Gary Sharp, Zack Graves, Al Williams), 1984 (Prelims).

Class AA—1:25.7 (MT) by East St. Louis (Sr.) (Stanley Braggs, Lamar Pickett, Richard Townsend, Marvin Edmonds), 1975.

1600-Meter Relay Records

NAT'L—3:07.40 (FAT) by Hawthorne, CA (Michael Marsh, Michael Graham, Sean Kelly, Henry Thomas), 1985.

IHSA—3:14.17 (FAT) by Harvey (Thornton) (Napoleon Fisher, Joseph Plutz, Randy Jones, Harlan South), 1985 (Prelims) (3:14.0 MT).

Class A—3:20.00 (FAT) by St. Anne (Richard Miller, Johnny Dunlap, Kenny Smith, Dee Pickens), 1983 (Finals) (3:20.1 MT).

Class AA—3:14.17 (FAT) by Harvey (Thornton) (Napoleon Fisher, Joseph Plutz, Randy Jones, Harlan South), 1985 (Prelims) (3:14.0 MT).

3200-Meter Relay Records

NAT'L—7:36.24 (FAT) by Ambler (Wissa Hickon), PA (Scott Landis, Steven Griffiths, Keith Ryales, Ken Lowry), 1982.

IHSA—7:38.0 (MT) by Harvey (Thornton) (Steve Ibarra, Bill Moran, Mike Clark, Donald White), 1976 (Finals).

Class A—7:54.2 (MT) by Princeton (Tom Caldwell, Mike Rieker, Jaimie Dow, Tom Hodge), 1981 (Finals).

Class AA—7:38.0 (MT) by Harvey (Thornton) (Steve Ibarra, Bill Moran, Mike Clark, Donald White), 1976 (Finals).

All-Time Illinois Boys Track Bests

(Metric and/or English)

(Excludes 1991)

* = Converted from English to Metric

Note: This list has been compiled and supplied by Jerry Shnay, Prep Sports Editor, Chicago Tribune; John Meisner, Mason City, and Joe Spagnolo, Hillside. Performances listed are the single-best by each individual, and include marks earned through July of a given year. All-time marks may be set in any competition. State records can be set only at the State Final Meet.

100 Meters

10.1	Anthony Jones, Danville (H.S.), 1990	10.4	Greg Boysaw, Champaign (Central), 1985	46.8	Frank Atwater, Rock Island (H.S.), 1987
10.2	David Moore, Chicago (Mendel Catholic), 1986	10.4	Daryl Brown, Chicago (Dunbar), 1986	46.9 *	Ed Hatch, Chicago (Phillips), 1975
10.28	Russ Bora, Libertyville, 1990	10.4	Kelly Williams, Chicago Hts. (Bloom), 1986	46.9 *	Jerry Holloway, Rockford (East), 1975
10.3 *	Mike McFarland, Chicago (Parker), 1973	10.4	Joe Vernell, Maywood (Proviso East), 1986	46.9 *	Mark Claypool, Maple Park (Kaneland), 1977
10.3 *	Marvin Edmonds, East St. Louis (Sr.), 1975	10.4	Jarrett Cooper, Blue Island (Eisenhower), 1986	47.3	Bill Bahnfieth, Palatine (H.S.), 1966
10.3	Kevin Johnson, Waukegan (East), 1981	10.4	Malcom Davis, Chicago (Mendel), 1986	47.01	Michael Wade, North Chicago, 1980
10.3	Tony Anderson, Decatur (MacArthur), 1981	10.4	James Burtin, Chicago (Julian), 1987	47.4 *	Max Tolen, Harvey (Thornton), 1973
10.3	Albert Robinson, Chicago (Hales Franciscan), 1982	10.4	Karsten Edwards, Aurora (West), 1987	47.1	Sherman Arnold, Chicago (Fenger), 1983
10.3	Kelly Reed, Chicago (Kenwood), 1983	10.4	Heywood Miller, Chicago (Brother Rice), 1987	47.14	Harlan South, Harvey (Thornton), 1985
10.3	Rodney Harris, Chicago (Providence-St. Mel), 1984	10.4	Mike Wheatley, Harvey (Thornton), 1988	47.3	John French, Barrington, 1967
10.3	Mike Sawyer, Chicago (St. Ignatius), 1985	10.4	DeVaughn Benton, Westchester (St. Joseph), 1988	47.3	Perry Robinson, Lockport, 1982
10.3	Joe Vernell, Maywood (Proviso East), 1985	10.4	DeVaughn Binion, St. Joseph (S.J.-Ogden), 1988	47.3	Steve Kelly, Joliet (West), 1988
10.3	Aaron Mayo, Chicago Hts. (Bloom Trail), 1985	10.4	Lubeech Graves, Cairo, 1988	47.4	Leroy Dixon, Freeport (Sr.), 1981
10.3	Bob Jelks, Decatur (MacArthur), 1986	10.4	Tim Newsone, Rock Island (H.S.), 1989	47.5	Tim Simon, Maywood (Proviso East), 1984
10.3	Keith Thomas, Chicago (Kenwood), 1986	10.4	Anthony Jones, Danville (H.S.), 1989	47.5	Charles Bareither, Urbana (H.S.), 1966
10.32	Lubeech Graves, Cairo, 1990	10.4	Kerwin Badie, Hillside (Proviso West), 1990	47.6	John French, Barrington, 1981
10.4 *	Jim Caffey, LaGrange (Lyons), 1950	200 Meters		47.6	Bryon Moss, Maywood (Proviso East), 1988
10.4 *	Rick Robinson, Winnetka (New Trier), 1964	20.7 *	Mike McFarland, Chicago (Parker), 1974	47.6	Joe Spells, Harvey (Thornton), 1989
10.4 *	Mark Herron, Chicago (Farragut), 1965	20.8 *	Mike Goodrich, East St. Louis (Sr.), 1967	47.6	Derek Peebles, Chicago (Calumet)
10.4 *	Rich Vallicelli, Hillside (Proviso West), 1969	20.8	Mike Monroe, East St. Louis (Lincoln), 1973	47.7	Alan Janulis, Elmhurst (York), 1974
10.4 *	Howard Jones, Evanston (Twp.), 1970-72	20.89	Wallace Spearmon, Blue Island (Eisenhower), 1980	47.7	Reginald Johnson, Chicago (Harlan), 1974
10.4 *	Ted Edwards, LaGrange (Lyons), 1971	20.9	Mike Sawyer, Chicago (St. Ignatius), 1985	47.7	Ricky Myles, Waukegan, 1974
10.4 *	Gerald Bell, Rockford (Auburn), 1972	20.9	Mike Monroe, East St. Louis (Lincoln), 1988	47.7	Perry Holliday, Momence, 1976
10.4 *	Lester (Bo) Scott, Alton (Sr.), 1972	20.9	Anthony Jones, Danville (H.S.), 1990	47.7	Scott Shorney, Wheaton (Central), 1984
10.4	Rick Lyons, Wheaton (North), 1972	21.0 *	Jim Caffey, LaGrange (Lyons), 1950	47.7	Sean Banks, Flossmoor (Homewood-F.), 1984
10.4	Ray Atkins, Chicago (Westinghouse), 1974	21.0 *	Howard Jones, Evanston (Twp.), 1971	47.7	Steve Breathitt, Kankakee (Sr.), 1984
10.4	Stan Hawkins, Lincoln, 1977	21.0	Ken Paulson, Elmhurst (York), 1972	47.7	Aaron Mayo, Chicago Hts. (Bloom Trail), 1985
10.4	Vincent Jones, Chicago (Tilden), 1979	21.0	Albert Robinson, Chicago (Hales Franciscan), 1982	800 Meters	
10.4	Robert McGee, Evanston, 1979	21.1	Bruce Ables, Wheaton (North), 1971	1:48.10 *	Dave Ayoub, Peoria (H.S.), 1977
10.4	Sunder Nix, Chicago (Phillips), 1979	21.1	Kevin Johnson, Waukegan (East), 1981	1:49.22 *	Steve Schellenberger, Arlington Hts. (Forest View), 1976
10.4	Daryl Canady, Chicago (St. Ignatius), 1980	21.1	Jarrett Cooper, Blue Island (Eisenhower), 1986	1:49.45 *	Dave Kaemerer, Calumet City (Thornton Fractional), 1968
10.4	Wallace Spearman, Blue Island (Eisenhower), 1981	21.1	Malcolm Davis, Chicago (Mendel), 1986	1:49.49 *	Chris Heroux, Des Plaines (Maine North), 1977
10.4	Elliot Hanna, North Chicago, 1981	21.1	Keith Thomas, Chicago (Kenwood), 1986	1:49.58 *	Jim Spivey, Bensenville (Fenton), 1978
10.4	Jim McGriff, Chicago (Mendel), 1982	21.1	Al Singleton, Kankakee (Sr.), 1987	1:49.7 *	Larry Kelly, Park Ridge (Maine East), 1964
10.4	Elmo Portee, Chicago (Dunbar), 1982	21.1	James Robinson, Harvey (Thornton), 1987	1:49.9 *	Tom Sullivan, Evanston (St. George), 1961
10.4	Steve Tyson, Chicago (Mendel), 1982, 1983	400 Meters		1:49.9	Marlon Jones, Bartonville (Limestone), 1990
10.4	Spencer Cotton, Wilmette (Loyola), 1983	46.51	Harold Leonard, Chicago (Mt. Carmel), 1985	1:50.1 *	Willie Thomas, Chicago (Englewood), 1969
10.4	Chris Chatman, Chicago (Cortiss), 1984	46.6	Sunder Nix, Chicago (Phillips), 1980	1:50.29	Aaron Rogers, Chicago (Vocational), 1988
10.4	Tom Adams, Rock Island (H.S.), 1984	46.6	Jim Cramton, Glen Ellyn (Glenbard West), 1986	1:50.30	Charles White, Harvey (Thornton), 1973
10.4	Steve Breathitt, Kankakee (Sr.), 1984			1:50.33	Rich Kolasa, Oak Forest, 1986
10.4	Kevin Rohwing, Elgin (Larkin), 1985			1:50.49	Rob Carter, Clinton, 1988
10.4	Ken Bellamy, Chicago (Kenwood), 1985			1:50.7	Craig Grant, Hillside (Proviso West), 1965
10.4	Gerald Bell, Chicago (Gordon Tech), 1985			1:50.8	Jim White, Elmhurst (York), 1985

(continued on next page)

All-Time Illinois Boys Track Bests Continued...Page 2

1:50.9 Maurice Street, Chicago (Farragut), 1978
 1:51.0 George Hunt, Alton (Sr.), 1963
 1:51.0 Bruce Keen, Flossmoor (Homewood-F.), 1976
 1:51.2 Steve Schellenberger, Arlington Hts. (Forest View), 1975
 1:51.2 Ken Staggs, Flossmoor (Homewood-F.), 1975
 1:51.3 Dennis Kern, Chicago (Lane), 1974
 1:51.3 Tony Guercio, Naperville (North), 1980
 1:51.4 Craig Grant, Hillside (Proviso West), 1965
 1:51.5 * Charles Johnson, Chicago (Parker), 1977
 1:51.5 * Darren Kern, Chicago (King), 1981
 1:51.77 Rich Kolasa, Oak Forest, 1986

1,600 Meters

4:02.4 * Tom Sullivan, Evanston (St. George), 1961
 4:04.4 * Craig Virgin, Lebanon, 1973
 4:06.0 * Andy Isla-Rubert, Hillside (Proviso West), 1970
 4:06.2 * Jim Spivey, Bensenville (Fenton), 1978
 4:06.3 * Dave Merrick, New Lenox (Lincoln-Way), 1971
 4:06.4 Bill Fritz, Glen Ellyn (Glenbard West), 1974
 4:06.7 Mike Durkin, River Grove (Holy Cross), 1970
 4:06.7 * Ron Wartgow, Belvidere, 1976
 4:06.7 Todd McAllister, Deerfield, 1978
 4:07.0 Bob Hicks, Orland Park (Sandburg), 1977
 4:07.1 Bruce Bowman, Hillside (Proviso West), 1965
 4:07.3 Jim White, Elmhurst (York), 1985
 4:07.45 Mark Deady, Prairie View (Stevenson), 1985
 4:07.5 Bob Hicks, Orland Park (Sandburg), 1977
 4:07.6 Ken Popejoy, Glen Ellyn (Glenbard West), 1969
 4:07.6 Tom Graves, Orland Park, Sandburg), 1978
 4:08.3 * Mike Durkin, River Grove (Holy Cross), 1971
 4:08.45 Tim Phillips, Arlington Hts. (St. Viator), 1984
 4:08.5 Matt Nolan, Naperville (Central), 1980
 4:08.5 Mark McAllister, Deerfield, 1978
 4:08.6 Dick Babb, Flossmoor (Homewood-F.), 1970
 4:08.6 * Bob Hicks, Orland Park (Sandburg), 1977
 4:08.6 Tom Stevens, Deerfield, 1979
 4:08.7 * Bruce Bowman, Hillside (Proviso West), 1965
 4:08.9 Ron Craker, Elmhurst (York), 1976
 4:09.3 * Ken Popejoy, Glen Ellyn (Glenbard West), 1969
 4:09.3 Jim Hurt, Hillside (Proviso West), 1972
 4:09.3 * Tom Graves, Orland Park (Sandburg), 1977
 4:09.4 Rick Johnson, Northlake (West Leyden), 1970
 4:09.5 Kip Smith, Oak Park, 1975
 4:09.6 Dave Berg, Decatur (Stephen Decatur), 1971
 4:10.5 Brent McLain, Benton, 1983
 4:10.6 Dedrick Flowers, East St. Louis (Lincoln), 1983

3,200 Meters

8:38.7 * Craig Virgin, Lebanon, 1973
 8:46.7 * Dave Merrick, New Lenox (Lincoln-Way), 1971
 8:49.6 * Ron Craker, Elmhurst (York), 1976
 8:49.7 * Tom Graves, Orland Park (Sandburg), 1977
 8:52.1 Mike Patton, Chicago (St. Ignatius), 1981
 8:54.6 * Rich Elliott, Hillside (Proviso West), 1968
 8:54.79 Steve Miller, Elk Grove Village (E.G.), 1985
 8:56.1 Jim Westphal, Oak Park (O.P.-River Forest), 1987
 8:56.2 Len Stiko, Niles (Notre Dame), 1987
 8:56.6 Matt Nolan, Naperville (Central), 1980
 8:57.8 * Don Ellis, Glen Ellyn (Glenbard West), 1971
 8:57.7 Ralph Caron, Chicago (Marist), 1980
 8:59.7 Mike Kirk, Dolton (Thornridge), 1980
 8:59.8 Pat Manders, Cicero (Morton East), 1970
 8:59.9 Doug DFiekema, Wheaton (North), 1970
 9:00.1 Dave Halle, Rockford (Guilford), 1984
 9:00.2 K.C. Keeney, Park Forest (Rich East), 1980
 9:00.3 * Jim Spivey, Bensenville (Fenton), 1978
 9:00.3 Craig Young, Stillman Valley, 1974
 9:00.6 Reo Rorem, Gilman, 1976
 9:00.9 Mike Kirk, Dolton (Thornridge), 1980
 9:01.1 Kurt Leslie, Glen Ellyn (Glenbard South), 1975
 9:01.3 Tim Phillips, Arlington Hts. (St. Viator), 1983
 9:04.4 Mike Sokolewicz, Harvey (Thornton), 1980
 9:01.5 * Dave Bensema, Chicago (Richards), 1977

110-Meter High Hurdles

13.2 * Greg Foster, Maywood (Proviso East), 1976
 13.5 * Robert McGee, Evanston (Twp.), 1978
 13.6 * Ed Thomas, Chicago (King), 1976
 13.6 Roy Sparks, Villa Park (Willowbrook), 1982
 13.7 Derek Cole, Chicago Hts. (Bloom), 1981
 13.7 Clifton Franklin, Chicago Hts. (Bloom Trail), 1983
 13.7 * Steve Rose, Skokie (Niles North), 1970
 13.7 * Nat Page, Evanston (Twp.), 1975
 13.8 Darren Barber, Springfield (Lanphier), 1984
 13.8 Barry Malloyd, East St. Louis (Lincoln), 1982
 13.8 John Register, Oak Park (O.P.-River Forest), 1983
 13.8 Larry Streeter, Chicago (Phillips), 1981
 13.8 * James Noble, Chicago (Harlan), 1964
 13.8 * Del Hansen, Park Ridge (Maine East), 1970
 13.8 * Ron Sterrenberg, LaGrange (Lyons), 1974
 13.8 * Nate Lundy, North Chicago, 1977

13.8 John Elliott, Kankakee (Westview), 1983
 13.8 Ed Williams, Chicago Hts. (Bloom Trail), 1988
 13.9 Dick Taylor, Glen Ellyn (Glenbard East), 1967
 13.9 Mike Stover, Chicago (Englewood), 1969
 13.9 Lonnie Brown, Chicago (Englewood), 1969
 13.9 Andy Roberts, Springfield (Southeast), 1971
 13.9 Jerome Brown, Chicago (King), 1977
 13.9 John McCloughan, Elk Grove, 1978
 13.9 Derrick Gentry, Danville (H.S.), 1980
 13.9 Bryan Eastman, Glen Ellyn (Glenbard West), 1984
 13.9 Ernest Burr, Chicago Hts. (Bloom Trail), 1983
 13.9 Jimmy Walker, Chicago Hts. (Bloom), 1988
 13.9 John Westbrook, Dolton (Thornridge), 1988
 13.9 Armond LeCrone, Downers Grove (South), 1988
 13.9 Carl Long, Danville (H.S.), 1990
 14.0 Ed Smith, Danville (H.S.), 1980
 14.0 Ronnell Smith, Aurora (West), 1983
 14.0 Lamont Frazier, Evanston (Twp.), 1983
 14.0 Jamal Carson, Tinley Park (H.S.), 1988
 14.0 Britt King, Flossmoor (Homewood-F.), 1989
 14.0 Chauncy Williams, St. Anne, 1989
 14.0 Nick Reed, Decatur (MacArthur), 1990

120-Yard High Hurdles

13.2 Greg Foster, Maywood (Proviso East), 1976
 13.4 Robert McGee, Evanston (Twp.), 1978
 13.6 Ed Thomas, Chicago (King), 1976
 13.69 Nat Page, Evanston (Twp.), 1975
 13.7 Steve Rose, Skokie (Niles North), 1970
 13.8 Jerome Noble, Chicago (Harlan), 1964
 13.8 Del Hansen, Park Ridge (Maine East), 1970
 13.8 Ron Sterrenberg, LaGrange (Lyons), 1974
 13.8 Nate Lundy, North Chicago, 1977

300-Meter Low Hurdles

35.90 * Greg Foster, Maywood (Proviso East), 1976
 35.98 Arthur Sargent, East St. Louis (Sr.), 1986
 36.03 Pat McGhee, Aurora (East), 1984
 36.11 * Ed Thomas, Chicago (King), 1976
 36.15 * Vic Shockey, Hinsdale (Central), 1978
 36.17 * Tyrone Williams, Chicago (Lane), 1977
 36.2 Charles Moss, Mattoon, 1981
 36.2 Robert McGee, Evanston (Twp.), 1970
 36.30 * Bob McGee, Evanston (Twp.), 1978
 36.35 Bart Smith, Naperville (North), 1988
 36.42 Barry Malloyd, East St. Louis (Lincoln), 1982
 36.50 * Nate Lundy, North Chicago, 1977
 36.6 Tracey Drew, Aurora (East), 1986
 36.7 Frank Denzmore, East St. Louis (Lincoln), 1980

(continued on next page)

All-time Illinois Boys Track Bests Continued...Page 5

15-6	Jason Cunningham, Chicago (St. Ignatius), 1988	62-0	Joe Marconi, Downers Grove (North), 1981	187-10	Jim Lenzini, Libertyville, 1977	
15-6	Randy Oleson, Maple Park (Kaneland), 1989	61-11½	Victor Johnson, East St. Louis (Sr.), 1983	187-0	Ed Opich, Granite City (North), 1975	
15-6	Clint Smothers, Marion (H.S.), 1990	61-8	John Sloan, Rolling Meadows (H.S.), 1974	187-0	Andy Nicholson, Wheaton (North), 1990	
15-5	Doug Laz, Urbana (H.S.), 1972	61-6	Gary Kostrubala, Chicago (Marist), 1982	186-8	Paul Andrews, Champaign (Central), 1970	
15-5	Mike Heidecke, Elmhurst (York), 1985	61-3½	Mike LaDeere, Chicago Hts. (Bloom), 1989	186-4	John Henry, Springfield (H.S.), 1983	
Shot Put		61-1¾	Chuck Mercein, Winnetka (New Trier East), (date)	186-3	Lance Stewart, Tinley Park (H.S.), 1986	
66-1¾	Kevin Coleman, Elgin (Larkin), 1988	61-1	George Tyma, Chicago (Lane Tech), 1968	186-3	Torry King, Peoria (Woodruff), 1990	
64-10¾	Rick Jordan, Wheaton (North), 1983	61-1	Dean McKillip, Galesburg, 1977	185-11	Gary Carlson, Rock Island (H.S.), 1963	
64-10	Gerald Green, Waukegan (West), 1979	61-0	Barry Crayton, East St. Louis (Sr.), 1975	185-10	Doug Huff, Peoria (Central), 1987	
64-7	Mike Lehman, Oak Lawn (Community), 1978	60-11½	Steve Bogdalek, Naperville (Central), 1982	185-10	Doug Koch, Morton, 1986	
64-2½	Tom Stock, Belleville (West), 1970	60-10¾	Jeff Lehman, Oak Lawn (Community), 1980	184-9	Scott Kellar, Roselle (Lake Park), 1982	
63-7	Scott Cappos, Oak Lawn (Community), 1987	60-10	Paul Andrews, Champaign (Central), 1970	183-0	Bruce Ewen, Normal (Community), 1980	
63-2	Victor Johnson, East St. Louis (Lincoln), 1983	Discus			182-9	Rick Jordan, Wheaton (North), 1983
63-0¾	Marty Finis, Palatine (Fremd), 1979	198-4	Gary Kostrubala, Chicago (Marist), 1982	182-5	Mike Hintz, Pekin, 1984	
63-0	Steve Brondyke, Fulton, 1979	193-3	Pat McCulla, Quincy (Sr.), 1977	182-3	Paul James, Mahomet (M.-Seymour), 1978	
62-11	Reggie Harris, Rockford (East), 1984	191-9	Jason Pankau, Roselle (Lake Park), 1988	181-10	Jeff Wood, Watseka, 1985	
62-10¾	Herschel Benberry, Chicago Hts. (Bloom), 1967	190-6	Dave Eichelberger, Champaign (Central), 1977	181-7	Bill Edwards, Homer, 1972	
62-10	Rich Girt, East Moline (United), 1972	190-0	Doug Dean Huff, Peoria (H.S.), 1988	181-5	Terry Miller, Arcola, 1964	
62-9¾	Andy Marutka, Palatine (H.S.), 1962	189-6	Jim Lail, Dolton (Thornridge), 1981	181-2	Steve Brhling, Naperville (North), 1990	
62-8	John Powers, Oak Park (Fenwick), 1976	188-1	David Rodley, DuQuoin, 1986	181-1	Matt Eichen, Alton (Sr.), 1976	
62-4¾	John Marks, Oak Lawn (Community), 1975			181-1	Andy Nicholson, Wheaton (North), 1989	
62-2	Al Pulikowski, Maywood (Proviso East), 1973			181-0	Mark Stevenson, Rock Island (H.S.), 1974	
62-0	Jeff Lundeen, Moline, 1962			180-0	Hank Hill, Robinson, 1980	

YEAR-BY-YEAR BOYS TRACK EVENT CHAMPIONS

(Excludes 1991)

Year	Champion	School	Distance	Year	Champion	School	Time
1929	Robner	Sibley	124-7 1/4	1978-AA	Dolton (Thornridge)		7:47.81
1930	Kamm	Atwood	139-2		(Dave Everis, Ken Lee, Jeff Heath, John Sullivan)		
1931	Kueraltis	East St. Louis	130	1979-A	Aurora (Central Catholic)		7:55.76
1932	Burnett	Libertyville	136-7		(John Mallette, Chad DeKing, John Leal, Tom Bohr)		
1933	Freeston	Atlanta	125-8	1979-AA	Palatine (Fremd)		7:48.28
1934	Faymonville	Winnetka (New Trier)	139-8		(Jim Pervencki, Bill Loesch, Mike Warren, Tom Ross)		
1935	Hahnfeldt	Palatine	135-8	Note: Event became 3200-Meter Relay in 1980.			
1936	Harrison	Alton	128-11	1980-A	Catlin		7:56.53
1937	Hemdon Wright	East Moline	136-4		(Rob Mayerik, Brad Sacre, Kevin Mitchell, Tim Royce)		
1938	Hemdon Wright	East Moline	140-7 5/8	1980-AA	Naperville (North)		7:42.72
1939	Bruce Freeman	Elmhurst (York)	145-2		(Bill O'Connor, Tony Guercio, Ike Stajdohar, Mike Connor)		
1940	Clarence Tohn	Peoria (Central)	145-9 3/4	1981-A	Princeton		7:54.14
1941	Louis Schilling	Pinckneyville	149-3		(Jaimie Dow, Mike Rieker, Tom Caldwell, Tom Hodge)		
1942	Paul Behan	Crystal Lake	154-6 3/4	1981-AA	East St. Louis (Lincoln)		7:43.95
1943	George Chianakas	Eureka	152-6 1/4		(Leland Cherry, James Overstreet, James Hyde, Jessie Wilson)		
1944	Kenneth Duhm	Sterling	136-1/4	1982-A	Delavan		8:02.14
1945	Robert Williams	Galesburg	147-8 1/2		(Dave Ryan, John McConnell, Chris Smith, Dirk Behrends)		
1946	Harold Legel	Crystal Lake	143-2 3/4	1982-AA	East St. Louis (Lincoln)		7:41.78
1947	Joe Peterson	Oak Park	152		(Roderick Skinner, James Overstreet, Leodis Fields, Jessie Wilson)		
1948	Bob Diouby	LaGrange (Lyons)	152-6 1/2	1983-A	Melrose Park (Walther Lutheran)		7:55.12
1949	Charles Hoag	Oak Park	158-11 1/2		(Mike Homeier, Marc Ruff, Carl Gnewuch, Don Schafer)		
1950	Douglas Fuchs	Evanston	157-0 1/4	1983-AA	Downers Grove (South)		7:45.51
1951	Robert Thamm	Maywood (Proviso)	155-8		(Ken Enke, Brad Smith, Tim Moyer, Chuck Croft)		
1952	Ken Meek	Spring Valley (Hall)	150-8 1/2	1984-A	St. Anne		7:58.17
1953	Chick Jung	Winnetka (New Trier)	155-5 5/8		(Don Williams, Mark Anthony, Anthony Mason, Jerome Misters)		
1954	Bob Pellant	Rockford (East)	162-1 1/8	1984-AA	Rockford (East)		7:41.64
1955	Normal Ehlers	Mendota	161-1 1/10		(Ike Johnson, Ken Mammery, Brian Butler, Chris Linhart)		
1956	Joel Peterson	Rockford (East)	157-6 7/8	1985-A	Knoxville		7:58.49
1957	Mike Pyle	Winnetka (New Trier)	159-3 3/8		(Travis Johnson, Mike Day, Jeff Gardner, Kevin Stewart)		
1958	Bob Sharpenter	Aurora (Marmion)	169-8	1985-AA	Elmhurst (York)		7:42.23
1959	Cloyd Webb	East St. Louis	172-3		(Bob Berger, Scott Brooks, Chris Novak, Paul Taira)		
1960	John Anders	Moline	162-10	1986-A	Yorkville		7:54.86
1961	Jack Honegger	Forrest (F-Strawn-Wing)	166-5 1/2		(Brett Ward, Jeff Schierer, Dave Cox, Rich Heth)		
1962	James Sternfield	Highland Park	175-2 1/2	1986-AA	Belvidere		7:42.00
1963	Gary Carlsen	Rock Island (Sr.)	170-1		(Jim Thomas, Cary Schoepf, Matt Howe, Bob Crocker)		
1964	George Fantozzi	Elmhurst (York)	173-7	1987-A	Pontiac		8:01.38(MT)
1965	Carson Brooks	Rock Island (Sr.)	167-9		(Jim Cermak, Frank Lamphere, Lane Ingram, Jim Ries)		
1966	Tom Bayless	East St. Louis (Sr.)	175-5 1/2	1987-AA	East St. Louis (Lincoln)		7:49.04
1967	Ed Rogers	Bloomington (H.S.)	176-8 1/2		(Marvin Wright, Michael Holmes, Maurice Walton, Cecil Shry)		
1968	Dave Butz	Park Ridge (Maine South)	180-4	1988-A	Yorkville		8:00.63
1969	Bob Griffith	St. Charles (H.S.)	171-3		(Tony Garcia, Matt Duffy, Todd Bryant, Brett Ward)		
1970	Steve Shafer	Urbana (H.S.)	173-9	1988-AA	Schaumburg		7:43.39
1971	Peter Stone	Highland Park	167-3		(Rick Homstrom, Kevin Peterson, Kevin Hedenberg, Dave Rzeszutko)		
1972	James Robbers	Granite City	175-10	1989-A	Maple Park (Kaneland)		8:04.48
1973	Brad Hiles	Granite City	163-6		(Bryant Seraphin, Jon Stults, Dave Beebe, Jim Probst)		
1974	Craig Robbins	Rushville	174-1	1989-AA	Moline		7:43.69
1975-A	John Yingling	Mt. Sterling (Brown County)	157-1		(Rob Harvey, Tauwon Taylor, Eric Edmonds, Tony Taylor)		
1975-AA	Bruce Rolfe	Wheaton (North)	167-10	1990-A	Seneca (Coop)		7:58.20
1976-A	Steve Thompson	Mahomet (M.-Seymour)	163-1		(Brad Peterson, Jason Eltrevoog, Jason Vertin, Mark Aubry)		
1976-AA	Bruce Rolfe	Wheaton (North)	177-7	1990-AA	Naperville (Central)		7:46.69
1977-A	Walter Schneider	Wilmington	156-9		(Sean Peralin, Brian Beval, Dan Nolan, Dave Lambert)		
1977-AA	Pat McCulla	Quincy (Sr.)	174-1				
1978-A	Walt Schneider	Wilmington	165-8				
1978-AA	Rich Behnke	Chicago (Luther North)	171-11				
1979-A	Paul Blissard	Gibson City	170-4				
1979-AA	Steve Pribramsky	Naperville (North)	179-5				
Note: Event measured in metric beginning in 1980.							
1980-A	Hank Hill	Robinson	52.38 (171-10)				
1980-AA	Bruce Ewen	Normal (Community)	55.24 (181-3)				
1981-A	Jack Rodely	DuQuoin	50.78 (166-7)				
1981-AA	Gary Kostrubala	Chicago (Marist)	57.4 (187.2)				
1982-A	Jerry Baker	Oregon	50.42 (165-5)				
1982-AA	Gary Kostrubala	Chicago (Marist)	56.14 (184-2)				
1983-A	Sean Canaday	Riverton	52.80 (173-3)				
1983-AA	Jim Blondell	Glenview (Glenbrook South)	53.78 (176-5)				
1984-A	Sean Canaday	Riverton	177-1				
1984-AA	Mike Hintz	Pekin	182-5				
1985-A	Jeff Wood	Watseka	181-10				
1985-AA	Lance Stewart	Tinley Park (H.S.)	177-2				
1986-A	David Rodley	DuQuoin	177-5				
1986-AA	Lance Stewart	Tinley Park (H.S.)	186-3				
1987-A	Chad Canaday	Riverton	177-6				
1987-AA	Dirk Lipert	Metropolis (Massac County)	173-2				
1988-A	Rob Schultz	Sherrard	178-8				
1988-AA	Jason Pankau	Roselle (Lake Park)	184-5				
1989-A	Eric Musgrove	Mendota	163-6				
1989-AA	Doug Phebus	Urbana (H.S.)	176-9				
1990-A	Jim Naah	White Hall (North Greene)	163-1				
1990-AA	Torry King	Peoria (Woodruff)	186-3				

3200-METER (2-MILE) RELAY

Year	School	Time
1976-A	Farmington (East)	7:58.89
	(Dave Johns, Ken Balagna, Brian Elam, John Iabell)	
1976-AA	Harvey (Thornton)	7:37.97
	(Mike Clark, Steve Ibarra, Bill Moran, Donald White)	
1977-A	Lebanon	7:55.06
	(Victor Burns, Terry Grunden, Jeff Lee, Harvey Thomas)	
1977-AA	East St. Louis (Sr.)	7:42.91
	(Alex Griffin, Avery Bolds, Sam Pleasant, Marvin Townsen)	
1978-A	Hoopeston (H.-East Lynn)	7:59.47
	(Eric Haughee, Ken Collins, Jeff Stipp, Harry Gudeman)	

3200-METER (2 MILE) RUN

Year	Champion	School	Time
1967	Rich Elliott	Hillside (Proviso West)	9:32.8
1968	Rich Elliott	Hillside (Proviso West)	9:08.6
1969	Mark Visk	Palatine	9:06.1
1970	David Merrick	New Lenox (Lincoln-Way)	8:58.9
1972	Craig Virgin	Lebanon	8:51.9
1973	Craig Virgin	Lebanon	8:42.6
1974	Dave Walters	New Lenox (Lincoln-Way)	9:02.0
1975-A	Craig Young	Stillman Valley	9:21.15
1975-AA	Ron Craker	Elmhurst (York)	9:02.86
1976-A	Reo Rorem	Gilman	9:11.44
1976-AA	Tom Graves	Orland Park (Sandburg)	9:00.52
1977-A	Tom Clennon	Minooka	9:22.42
1977-AA	Tom Graves	Orland Park (Sandburg)	8:51.87
1978-A	Mark Capelle	Highland (St. Paul)	9:24.75
1978-AA	Tom Graves	Orland Park (Sandburg)	9:06.91
1979-A	Gary Bremer	Metropolis	9:26.86
1979-AA	Mike Sokolewicz	Harvey (Thornton)	9:05.55
Note: Even became 3200-Meter Run in 1980.			
1980-A	Jeff Stipp	Hoopeston-East Lynn	9:17.83
1980-AA	Matt Nolan	Naperville (Central)	8:56.59
1981-A	Lance Murphy	Addison (Driscoll)	9:30.95
1981-AA	Mike Patton	Chicago (St. Ignatius)	9:09.03
1982-A	John Jacobson	Cornell	9:17.69
1982-AA	Ryan Stoll	Lake Forest (H.S.)	9:06.29
1983-A	John Jacobson	Cornell	9:12.55
1983-AA	Tim Phillips	Arlington Hts. (St. Viator)	9:01.31
1984-A	John Stein	Peoria (Bergan)	9:14.99

YEAR-BY-YEAR BOYS TRACK EVENT CHAMPIONS CONTINUED ... PAGE 2

3200 METER (2-MILE) RELAY, CONTD.

Year	Champion	School	Time
1984-AA	Dave Halle	Rockford (Guilford)	9:00.08
1985-A	Troy Maddux	Streator (Woodland)	9:10.86
1985-AA	Sieve Miller	Elk Grove	8:54.79
1986-A	Troy Maddux	Streator (Woodland)	9:12.27
1986-AA	Jim Gibson	Lake Forest (H.S.)	9:03.55
1987-A	Todd Lopeman	Pontiac	9:13.42(MT)
1987-AA	Jim Westphal	Oak Park (O.P.-River Forest)	8:56.05
1988-A	Eric Detmer	Breeze (Mater Dei)	9:20.63
1988-AA	Mark Scheirer	Metamora	9:13.22
1989-A	John Erickson	Eureka	9:30.23
1989-AA	Dan Nolan	Naperville (Central)	9:16.59
1990-A	Phil Swenson	Leland	9:26.22
1990-AA	Scott Lilley	Schaumburg	9:06.46

LONG JUMP

Year	Champion	School	Distance
1929	Hudgens	Marion	22-1 1/4
1930	Meyers	LaGrange (Lyons)	22-10 1/4
1931	Stansell	Centralia	23-3 1/2
1932	Meagher	Depue	22-7
1933	Lowell Spurgeon	Centralia	22-7 1/2
1934	Lowell Spurgeon	Centralia	23-7 3/4
1935	Beeley	Granite City	22-8
1936	Austin	Chicago (Englewood)	22-9 1/2
1937	Kenneth Nelson	Hillsdale	22-2 1/2
1938	James McFadzean	Winnetka (New Trier)	22-3 3/4
1939	Leicester Farmer	Maywood (Proviso)	23-0 1/2
1940	Leicester Farmer	Maywood (Proviso)	24-0 3/4
1941	Ray Fisher	Wheaton	22-5
1942	James Holland	Rock Island	23-7 1/2
1943	James Holland	Rock Island	24-2
1944	Eddie Tumcliffe	Kewanee	23-7 1/2
1945	Robert Menary	Evanston	22-1
1946	Robert Clark	Champaign	22-1 3/4
1947	Robert Clark	Champaign	23-1
1948	Horace Coleman	Chicago (Medill)	22-6 1/2
1949	Bob Henard	Evanston	22-2 1/2
1950	John Hunter	Evanston	21-10 7/8
1951	Clark Hiller	Springfield	22-8 1/2
1952	Jerry Kryger	Mt. Vernon	22-5 1/8
1953	Lyle Skinner	Monmouth	21-3 3/4
1954	Dick Abner	East Peoria	22-0 3/4
1955	Dan Smith	South Beloit	22-4 7/8
1956	Fred Macklin	Chicago Hts. (Bloom)	21-8 5/8
1957	Fred Macklin	Chicago Hts. (Bloom)	22-6 3/8
1958	Bob Watts	Jacksonville (H.S.)	22-0 3/8
1959	Phil Winteroth	Wauconda	22-10 3/4
1960	Tom Atkinson	LaGrange (Lyons)	22-10
1961	Tom Atkinson	LaGrange (Lyons)	23-6 1/2
1962	Tom Atkinson	LaGrange (Lyons)	24-0 1/2
1963	Bob Trumpy	Springfield (H.S.)	23-4 1/4
1964	Ronald Hester	Aurora (East)	23-5 1/2
1965	Roy Houston	Evanston	22-11 1/4
1966	Roy Houston	Evanston	24-4
1967	Richard Lewis	Evanston	24-0 1/4
1968	Avery Wallace	Alton (Sr.)	23-5
1969	Oscar Wallace	Alton (Sr.)	24-6 1/4
1970	Mike Doyle	Galesburg (Sr.)	23-6 1/4
1971	Lonnie Brown	Chicago (Englewood)	23-6 3/4
1972	Lester Bo Scott	Alton (Sr.)	24-5 1/4
1973	John Whitley	Peoria (Manual)	23-0 3/4
1974	Larry Perry	Alton (Sr.)	24-5 1/4
1975-A	Steve Safranski	Granville (Putnam Co.)	22-11
1975-AA	Larry Perry	Alton (Sr.)	24-4 1/2
1976-A	Steve Safranski	Granville (Putnam Co.)	23-3 1/4
1976-AA	Tim Pinnick	Lockport (Central)	23-9
1977-A	Mark Claypool	Maple Park (Kane land)	22-3 2/3
1977-AA	Jim Solus	Chicago (Brother Rice)	23-3 1/2
1978-A	Dan Jeffers	Rochester	23-5 3/4
1978-AA	Duane Bibbic	Harvey (Thornton)	24-3 1/4
1979-A	Dan Jeffers	Rochester	23-6 3/4
1979-AA	Charles Miles	Peoria (Richwoods)	23-3
Note: Event measured in metric beginning in 1980.			
1980-A	Mike Conley	Chicago (Luther South)	6.68(21-11)
1980-AA	David Greathouse	Waukegan (East)	7.08(23-2 3/4)
1981-A	Mike Conley	Chicago (Luther South)	7.07(23-2 1/4)
1981-AA	Larry Streeter	Chicago (Phillips)	7.15(23-5 1/2)
1982-A	Cameron Riley	Metropolis (Massac Co.)	6.78(22-3)
1982-AA	Barry Malloyd	East St. Louis (Lincoln)	7.14(23-5 1/4)
1983-A	Kip Wright	Cairo	6.84(22-5 1/4)
1983-AA	Van Cowden	Danville (H.S.)	7.48(24-6 1/2)
1984-A	Tom Mowatt	Chicago (The Latin School)	22-8 3/4
1984-AA	Tim Simon	Maywood (Proviso East)	25-0 1/4(WA)
1985-A	Brian Radke	Gridley	22-8 3/4
1985-AA	Andre Love	Westchester (St. Joseph)	23-11 1/2
1986-A	David Wigent	Braidwood (Reed Custer)	22-3 1/4
1986-AA	Alan Turner	North Chicago	23-9 1/2
1987-A	Jeff Stone	Waukega	22-7 1/4
1987-AA	Alan Turner	North Chicago	24-4
1988-A	Jessie Leonard	Madison	23-3 1/4
1988-AA	Johnny Nolan	Hillside (Proviso West)	24-3
1989-A	Wesley Wilt	Sesser (Valier)	22-10 3/4
1989-AA	Ray Buchanan	Maywood (Proviso East)	24-5

1990-A	Chris Meyers	West Chicago (Wheaton Christian)	23-10 3/4
1990-AA	Jermaine Brown	East St. Louis (Sr.)	23-3 1/4

POLE VAULT

Year	Champion	School	Height
1932	Anderson	Batavia	12-2
1933	Kingsley	Winnetka (New Trier)	12-2
1935	Kingsley	Winnetka (New Trier)	12-6
1936	Charles	Beardstown	12-4
1937	Shaughnessy	Hyde Park	12-4
1938	Virgil Robinson	Centralia	12-6
1939	Bill Williams	Oak Park	12-11 1/2
1940	Alexander	West Frankfort	12-3
1941	Lopin	Rockford	12-3
1942	Spaulding	Oak Park	12-3
1943	Kincheloc	Chicago (University H.S.)	12-3
1944	George Hall	Maywood (Proviso)	11-6
1945	Albert Hoeman	Dixon	11-6
1946	George Nevius	Girard	11-6
1947	Frank Charnak	West Frankfort	12-4 3/4
1948	William Olliverson	Urbana	11-8
1949	Roy Westgate	Oak Park	12-8
1950	Kendall Freeman	Sterling	12-4
1951	Ed Ulvestad	Oak Park	12-4
1952	Don Laz	Aurora (West)	12-3
1953	Neil King	Evanston	12-3
1954	Wilbur Hawke	Mendota	12-3
1955	Jerry Pickell	Naperville	12-9
1956	Dick Thielen	Sterling	12-9
1957	Rocky Ryan	Tolono	12-3
1958	Jim Wright	Lawrenceville	13-0 1/8
1959	Dean McKown	LaGrange (Lyons)	12-8 1/2
1960	Jack Agnew	Lincoln	12-6
1961	Gordon Bell	Oak Park	12-6
1962	Bobby Joe Mason	Centralia	12-4
1963	Lester Murphy	Robinson	12-4
1964	Jack Sowers	West Frankfort	12-4
1965	Lewis Pimm	Princeton	12-6
1966	Jon Cada	Elmhurst (York)	12-1
1967	Larry Mackey	Urbana	12-1
1968	David Rudolph	Highland Park	12-2
1969	Larry Oertley	Peoria (Limestone)	12-2
1970	Bill Keel	Hinsdale	12-2
1971	Tom Fam	Hurst-Bush	12-2
1972	Bill Keel	Hinsdale	12-6
1973	James Nelson	LaGrange (Lyons)	12-8
1974	Gary Wolf	Centralia	13-0 1/2
1975-A	Ron Fulton	Kewanee (H.S.)	12-0
1975-AA	Ed Nilsen	Oak Park	12-0
1976-A	Ron Presswood	Fithian (Oakwood)	12-6
1976-AA	Don Duncan	Centralia	12-6
1977-A	Bob Radunzel	West Chicago	12-6
1977-AA	Scott Emyre	Winnetka (New Trier)	12-6
1978-A	Richard Ellison	Berwyn (Morton West)	13-9 1/2
1978-AA	Richard Ellison	Berwyn (Morton West)	13-4
1979-A	Doug Macomber	Park Ridge (Maine)	14-3 1/2
1979-AA	Chris Hill	Glen Ellyn (Glenbard West)	14-0
1980-A	Howard Doulder	Oak Park (O.P.-River Forest)	14-0
1980-AA	Jan Johnson	Chicago Hts. (Bloom)	15-0 3/4
1981-A	Ralph Williams	Harvey (Thornton)	14-0
1981-AA	Denny Brue	Ottawa (Twp.)	14-0
1982-A	Rusty Wells	Ottawa (Twp.)	14-4
1982-AA	Jeff Klawitter	Dolton (Thorndridge)	15-0
1983-A	Tim Johnson	Chicago Hts. (Bloom)	14-9
1983-AA	Tim Johnson	Chicago Hts. (Bloom)	14-9
1984-A	Bill Lawson	Carthage (Hancock Central)	14-6
1984-AA	Ken Harding	DeKalb	15-1 1/2
1985-A	Jerry Champlain	Stillman Valley	14-0
1985-AA	Mike McCrindle	Chicago Hts. (Bloom)	15-0
1986-A	Marc Briney	Rushville	13-9
1986-AA	Jim Sarros	Chicago Hts. (Bloom)	15-2 1/4
1987-A	Marc Briney	Rushville	14-0
1987-AA	Matt Stewart	DeKalb	14-9
1988-A	Tim Winder	Woodlawn	14-7 1/4
1988-AA	Daryl Robertson	Aurora (West)	15-3 1/4
Note: Event measured in metric beginning in 1980.			
1989-A	Dave Gilbert	Prophetstown	4.47(14-8)
1989-AA	Bob Dandino	Chicago Hts. (Bloom)	4.88(16-0 1/4)
1990-A	Scott Ratin	St. Anne	4.27(14-0)
1990-AA	Rod Creiger	St. Charles (H.S.)	4.57(15-0)
1991-A	Jim Russell	Wheaton (St. Francis)	4.50(14-9 1/4)
1991-AA	Scott Spangler	DeKalb	4.74(15-6)
1992-A	Lonny Vickery	Kankakee (McNamara)	4.34(14-3)
1992-AA	Jay Hearn	Ottawa (Twp.)	4.57(15-0)
1993-A	Dan Kelleher	Sherrard	14-0
1993-AA	Mike Murray	Sterling (H.S.)	15-0
1994-A	Neil Christopher	Pontiac	14-1
1994-AA	Mike Murray	Sterling (H.S.)	16-1
1995-A	Erick Wahlgren	Princeton	14-0
1995-AA	Jeff Shurtz	Benton	15-3
1996-A	Jon Kelley	Beardstown	14-6
1996-AA	Lonnie Barnes	Marion (H.S.)	15-0
1997-A	Andy Crippen	Sherrard	15-9
1997-AA	Greg Fenza	Ottawa (Twp.)	16-0
1998-A	Jamie Marek	Clifton (Central)	16-2
1998-AA	Jon Foskett	Joliet (West)	14-9

YEAR-BY-YEAR BOYS TRACK EVENT CHAMPIONS CONTINUED ... PAGE 3

POLE VAULT, CONTD.

Year	Champion	School	Height
1990-A	Jerry Oksas	Maple Park (Kaneland)	14-6
1990-AA	Clint Smothers	Marion (H.S.)	15-6

1600-METER (MILE) RELAY

Year	School	Time
1952	LaGrange (Lyons)	3:28.2
1953	LaGrange (Lyons)	3:26.8
1954	LaGrange (Lyons)	3:34.0
1955	Elmhurst (York)	3:24.4
1956	Chicago Hts. (Bloom)	3:22.1
1957	Chicago Hts. (Bloom)	3:22.8
1958	Chicago Hts. (Bloom)	3:24.4
1959	Chicago (Phillips)	3:23.5
1960	Moline	3:30.4
1961	LaGrange (Lyons)	3:25.0
1962	Chicago (Phillips)	3:20.9
1963	Winnetka (New Trier)	3:25.0
1964	Winnetka (New Trier)	3:20.3
1965	Alton (Sr.)	3:22.8
1966	Elmhurst (York)	3:18.0
1967	Chicago (Harlan)	3:14.9
1968	Maywood (Proviso East)	3:20.2
1969	Berwyn (Morton West)	3:19.7
1970	Alton (Sr.)	3:19.9
1971	Chicago Hts. (Bloom)	3:17.7
1972	Harvey (Thornton)	3:18.0
1973	Harvey (Thornton)	3:17.7
1974	Chicago (Lane Tech)	3:15.2
1975-A	Maple Park (Kaneland)	3:24.63
1975-AA	Chicago (Phillips)	3:17.14
1976-A	Momence (Mike Vickery, Reid Laneville, Hughley Blanton, Perry Holiday)	3:23.56
1976-AA	East St. Louis (Sr.) (Alvin Barrett, Darnell Belt, Lloyd Pelly, Richard Townsend)	3:17.35
1977-A	Chicago (Luther South) (Craig Chandler, Al Kennedy, Eric Gilbert, Chuck Hudson)	3:23.61
1977-AA	East St. Louis (Sr.) (Eli Burrows, Steve Brown, Lloyd Pelly, Darnell Belt)	3:18.68
1978-A	Gibson City (Craig Patton, Ray Acree, Jeff Nagle, Ty Royal)	3:24.37
1978-AA	Maywood (Proviso East) (Mike Nettles, Tim Stampey, Stephen King, Darren Pearson)	3:17.15
1979-A	Aurora (Central Catholic) (John Mallette, Tony Jenkins, Darrell Jenkins, Dan Edmeier)	3:24.66
1979-AA	Evanston (Twp.) (Cornell Jones, Bob Dawkins, Pierre Jean Paul, Bob McGee)	3:18.18
Note: Event became 1600-Meter Relay in 1980.		
1980-A	Greenville (Larry Kalous, Bill Mulholland, Gordon Johnson, Rick Morgan)	3:33.88
1980-AA	Maywood (Proviso East) (Willie Green, Carl Puckett, Tracy Roberson, Nate Grier)	3:15.45
1981-A	Chicago (Leo) (Dan Zimmerman, Tom Marks, Anthony Driver, Alan Wilks)	3:23.39
1981-AA	Maywood (Proviso East) (Bert Nash, Calvin Crenshaw, Maurice Frison, Willie Green)	3:17.34
1982-A	Rochester (Eliot Lewis, Mike Marlow, Jim Giganti, Scott Hutchison)	3:24.10
1982-AA	East St. Louis (Lincoln) (Claybran Powell, Jessie Wilson, Leodis Fields, James Overstreet)	3:16.75
1983-A	St. Amie (Richard Miller, Johnny Dunlap, Kenny Smith, Dee Pickens)	3:20.00
1983-AA	Chicago Hts. (Bloom Trail) (David Neal, Ernest Burr, Michael Boyd, Clifton Franklin)	3:15.33
1984-A	Amboy (Brian Ely, Dennis Ely, Doug Althaus, Doug Ely)	3:26.47
1984-AA	East St. Louis (Lincoln) (Cedric Washington, Erwin Hawkins, Clarence Smith, Leodis Fields)	3:15.34
1985-A	St. Amie (Don Williams, Mickey Glenn, Earl Corbett, Marcus Thomas)	3:24.28
1985-AA	Harvey (Thornton) (Napoleon Fisher, Joseph Plutz, Randy Jones, Harlan South)	3:15.66
1986-A	Casey (Kevin Currey, Gary Miller, Kevin Finke, Ron Maulding)	3:23.45
1986-AA	East St. Louis (Sr.) (Alvin Johnson, Kevin Haynes, Eddie Robinson,	3:17.25

1987-A	Arthur Sargent) Casey (C.-Westfield) (Kevin Currey, Ron Maulding, Kevin Finke, Gary Miller)	3:21.34
1987-AA	Evanston (Twp.) (Doug Corner, Derek Murray, Mike Jennings, Ron Champagne)	3:18.07
1988-A	St. Amie (Chauncy Williams, Victor Thomas, Jermal Miller, Willie Hunt)	3:21.36
1988-AA	East St. Louis (Lincoln) (Vernon Powell, Fred Thomas, Dale Martin, Eddie Robinson)	3:16.19
1989-A	St. Amie (Ron Greer, Willie Hunt, Enos Hubert, Chauncy Williams)	3:24.77
1989-AA	East St. Louis (Sr.) (Vernon Powell, Cecil Hawkins, Lorenzo Whitley, LaGrant Suggs)	3:19.74
1990-A	Sherrard (David Williams, Matt Viernow, Eric Lawson, Mike Harris)	3:25.98
1990-AA	Joliet (West) (Terry Collins, Mike Richards, Rich Waters, Darnell Jordan)	3:19.23

TRIPLE JUMP

Year	Champion	School	Distance
1974	Charles Hollis	Chicago Hts. (Bloom)	48-11 1/2
1975-A	Mark Claypool	Maple Park (Kaneland)	46-0 1/4
1975-AA	Alvin Perryman	Danville (H.S.)	49-4 1/4
1976-A	Randy Polk	St. Amie	46-6 1/2
1976-AA	Ed Tate	Chicago Hts.	48-7 1/2
1977-A	Tony Van Fleet	Alexis	46-0 1/2
1977-AA	Joe Tucker	Lockport (Central)	49-7 3/4
1978-A	Arelus Washington	St. Amie	45-10
1978-AA	Duane Bibbie	Harvey (Thornton)	49-3 1/4
1979-A	Mike Conley	Chicago (Luther South)	45-9 1/2
1979-AA	Mark Phelps	North Chicago	47-7 1/4
Note: Event measured in metric beginning in 1980.			
1980-A	Mike Conley	Chicago (Luther South)	14.41(47-3 1/4)
1980-AA	Larry Streeter	Chicago (Phillips)	14.96(49-1)
1981-A	Mike Conley	Chicago (Luther South)	15.47(50-9)
1981-AA	Vernon Taplin	Hillside (Proviso West)	15.00(49-2 1/2)
1982-A	Carter Henson	Normal (University)	14.30(46-11)
1982-AA	Kevin Mosby	Edwardsville (Sr.)	14.79(48-6 1/4)
1983-A	Kim Wright	Cairo	14.29(46-10 1/2)
1983-AA	David Bond	Decatur (MacArthur)	14.52(47-7 3/4)
1984-A	Tom Mowatt	Chicago (The Latin School)	46-3 1/2
1984-AA	David Bond	Decatur (MacArthur)	49-6 1/4
1985-A	Tom Mowatt	Chicago (The Latin School)	47-3 1/2
1985-AA	Bannon Hayes	Rock Island (H.S.)	49-8 1/4
1986-A	Gary Crone	Nashville	47-0 1/4
1986-AA	Alvin Campbell	Oak Park (O.P.-River Forest)	49-7 1/2
1987-A	Pete Savage	Annawan	46-11
1987-AA	Alvin Campbell	Oak Park (O.P.-River Forest)	50-6 3/4
1988-A	Duwan Porter	St. Amie	46-2
1988-AA	Dwayne Murphy	Chicago Hts. (Bloom)	50-7 3/4
1989-A	Duwan Porter	St. Amie	45-9 1/2
1989-AA	Ray Buchanan	Maywood (Proviso East)	50-1 1/4
1990-A	Steve Conley	Chicago (Luther South)	48-11
1990-AA	Dion Simmons	Decatur (MacArthur)	48-10 1/2

400-METER (440-YD.) RELAY

Year	School	Time
1974	East St. Louis	:47.2
1975-A	New Lenox (Providence)	:43.63
1975-AA	East St. Louis (Sr.)	:41.68
1976-A	Melrose Park (Walther Lutheran) (Dave Schmurstein, Dale Bosley, Harold Hayes, Kevin Rather)	:43.57
1976-AA	East St. Louis (Sr.) (Steve Franklin, Lloyd Pelly, Lamar Pickett, Richard Townsend)	:42.22
1977-A	Melrose Park (Walther Lutheran) (Ron Wells, Dale Bosley, Harold Hayes, Terry Lenoir)	:43.38
1977-AA	Chicago (Mendel) (Al Palmer, Tony Salas, Kevin McKinley, Robert James)	:42.27
1978-A	St. Amie (Harold Pickens, Jerome Kimpel, Arelus Washington, Milford Dabney)	:43.10
1978-AA	Chicago (Brother Rice) (Brian Jennings, Tim Trahey, Frank Fortini, Lamar Summers)	:42.15
1979-A	Gibson City (Craig Patton, Jeff Nagle, Marc Knowles, Roy Acree)	:43.23
1979-AA	Chicago (Phillips) (Jerry Monix, Chris James, Mark Starling, Sunder Nix)	:43.35
Note: Event became 400-Meter Relay in 1980.		
1980-A	Melrose Park (Walther Lutheran) (Frank Moss, Dan Samuel, Brian Hanneman, Pat Powe)	:43.00

YEAR-BY-YEAR BOYS TRACK EVENT CHAMPIONS CONTINUED ... PAGE 4

400 METER (400-Yd.) RELAY, CONTD.

Year	School	Time	Year	Champion	School	Distance
1980-AA	Waukegan (East) (Kevin Johnson, David Greathouse, LeRoy Norman, Nate Sloan)	:41.75	1953	Dick Williams	LaGrange (Lyons)	6-2 3/4
1981-A	Melroe Park (Walter Lutheran) (Frank Moss, Kendrick Wells, Brian Hansemann, Don Samuel)	:42.94	1954	Al Urbanckas	Springfield (Cathedral)	5-3 1/4
1981-AA	East St. Louis (Lincoln) (James Stevenson, Demetrius Chiam, Barry Malloyd, Duane Allen)	:41.64	1955	William Palmer	Arlington Hts.	6-2
1982-A	St. Anne (Dwayne Bolton, Richard Miller, Mark Smith, Carl Childs)	:43.31	1956	Wilbur Dickson	Danville	6-2
1982-AA	North Chicago (Tony Ross, Eddie Mitchell, Sam Graham, Elliot Harma)	:42.02	1957	Don Swanson	Moline	6-2
1983-A	Cairo (Eric Childs, Arnone Mathews, Zack Graves, Al Williams)	:43.40	1958	Wilbur Dickson	Danville	6-3 1/4
1983-AA	East St. Louis (Lincoln) (Juan Brooks, Michael Hill, Darwin Rencher, Earl McKinney)	:41.88	1959	William Palmer	Danville	6-3 1/4
1984-A	Cairo (Eric Childs, Gary Sharp, Zack Graves, Al Williams)	:42.67	1960	Homer Thurman	Arlington Hts. (Arlington)	6-5 1/4
1984-AA	Rock Island (H.S.) (Clarence Branch, Jon Rummels, Darin Davis, Thomas Adams)	:42.22	1961	Wes Sidney	Chicago Hts. (Bloom)	6-3
1985-A	Cairo (Ron Davis, Gary Sharp, Darryl Harris, Eric Childs)	:43.57	1962	Dave Schmitt	Winnetka (New Trier)	6-3
1985-AA	Chicago Hts. (Bloom Trail) (Terry Hampton, Luther Gordon, Michael Williams, Aaron Mayo)	:42.16	1963	Orberic Giles	Atwood	6-2
1986-A	Chicago (Luther South) (Cary Chandler, Torrey Price, Derek Bodley, Ernest Woods)	:43.09	1964	Charles Mohr	East Moline	6-2
1986-AA	North Chicago (Billie King, Alan Turner, John McBride, Michael Wright)	:41.78	1965	Jeff Tyler	Park Ridge (Maine Twp.)	6-2
1987-A	Mahomet (M.-Seymour) (John Rusk, Brett Peterson, Terry Johnson, Cully Welher)	:43.92	1966	Scott Etnyre	Rock Island (Sr.)	6-4
1987-AA	East St. Louis (Sr.) (Kenny Robinson, Marvin Lamplins, Kevin Henry, Eddie Robinson)	:42.34	1967	John Rupert	Winnetka (New Trier)	6-4 1/4
1988-A	Cairo (Darin Hodge, Don Box, Landall Long, Lubeech Graves)	:43.06	1968	Curtis Deal	Chicago Hts. (Bloom)	6-4
1988-AA	Joliet (West) (Tom Anderson, Charles Dixon, Steve Kelly, Rich Waters)	:42.09	1969	Curtis Deal	Edwardsville	6-4 1/2
1989-A	Cairo (Mike Weatherspoon, Arthur Woods, Landall Long, Lubeech Graves)	:43.29	1970	Steve Campbell	Evanston (Twp.)	6-5
1989-AA	Rockford (East) (Reggie Patterson, Carl Williams, Terry Bell, Marcus Glenn)	:42.45	1971	Ben Gaines	Evanston (Twp.)	6-5
1990-A	Cairo (Lee Wright, Ted Lyons, Lubeech Graves, Landall Long)	:42.60	1972	Randy Crady	6-9 1/4	
1990-AA	Waukegan (West) (Phillip Bryan, Joe Rodgers, Jahamal Hardy, Mario McDonald)	:41.99	1973	Gayln Sweet	Chillicothe	6-6 1/4
			1974	Gayln Sweet	Colfax (Octavia)	6-6
			1975-A	Bill Hancock	Colfax (Octavia)	6-10
			1975-AA	John Stanek	Glasford (Illini Bluffs)	6-8
			1976-A	John Stanek	Hillside (Proviso West)	6-8
			1976-AA	U.S. Davidson	Champaign (Centennial)	6-7
			1977-A	Nat Page	Evanston	6-10 1/2
			1977-AA	Rich Rames	Vandalia	6-5
			1978-A	Nat Page	Evanston	7-0
			1978-AA	Jay Allen	Normal (University)	6-5
			1979-A	Bob Cervenka	Downers Grove (North)	6-8
			1979-AA	Lomie Hewitt	Buda-Sheffield (Western)	6-8
			1980-A	Gail Olson	Sycamore	7-3 1/4
			1980-AA	Lomie Hewitt	Buda-Sheffield (Western)	6-8
			1981-A	Gail Olson	Sycamore	7-2
			1981-AA	Lomie Hewitt	Buda-Sheffield (Western)	6-6
			1982-A	Tyke Peacock	Urbana (H.S.)	7-1
			1982-AA	Note: Event measured in metric beginning in 1980.		
			1983-A	Larry Harpman	Oncida (ROVA)	2.04(6-8 1/4)
			1983-AA	John Steele	Oak Park (O.P.-River Forest)	2.05(6-9)
			1984-A	Mike Greer	Rochester	2.06(6-9 1/4)
			1984-AA	Dan Williams	Hillside (Proviso West)	2.09(6-10 1/4)
			1985-A	Kevin Mercer	Glasford (Illini Bluffs)	2.03(6-8)
			1985-AA	Louis Callaway	Flossmoor (Homewood-F.)	2.16(7-1)
			1986-A	Tom Stitt	Lisle (Sr.)	2.08(6-10)
			1986-AA	Tim Benka	Park Ridge (Maine East)	2.08(6-10)
			1987-A	Tom Smith	Heyworth	7-0
			1987-AA	Paul Wiechern	South Holland (Thornwood)	6-8
			1988-A	Tom Smith	Heyworth	7-3 1/2
			1988-AA	Lanny Dillavou	Downers Grove (North)	6-11
			1989-A	Steve Mammoser	Newton	6-10
			1989-AA	Bruce Reynolds	Naperville (North)	6-10
			1990-A	Kevin Clements	El Paso	6-9
			1990-AA	Robert Stegall	Olympia Fields (Rich Central)	6-10
			1991-A	Kevin Clements	El Paso	7-1
			1991-AA	Jason James	Mt. Vernon	7-0
			1992-A	Heath Weddle	Monticello	6-7
			1992-AA	Mike Williams	Flossmoor (Homewood-F.)	6-9
			1993-A	Heath Weddle	Monticello	6-8
			1993-AA	Jason James	Mt. Vernon	7-0

HIGH JUMP

Year	School	Champion	Height	Year	Champion	School	Distance
1929	Streid	Chenon	5-11 3/4	1929	Linder	Lostant	49-8 1/2
1930	Olson	Wheaton	6-0	1930	Kamm	Atwood	50-11
1931	Miller	Chicago (Roosevelt)	6-2	1931	Stephen	Joliet	51-6
1932	Ray	Deerfield	5-11 3/4	1932	Stephen	Joliet	51-11 1/8
1933	Lowell Spurgeon	Centralia	6-5 1/8	1933	Freeston	Atlanta	51-4
1934	Lowell Spurgeon	Centralia	6-3	1934	Freeston	Atlanta	52-6 3/8
1935	Jack Waterburg	Chicago (Englewood)	6-3	1935	Corso	Hillsboro	53-0 1/2
1936	Donald Canham	Centralia	6-1 3/8	1936	Sharp	Ingleade (Grant)	53-1
1937	Paul Blue	Mahomet	6-4	1937	George Paskavan	LaGrange	53-2 1/4
1938	Edwards	Norris City	6-1	1938	Paul Mail	Palestine	51-1 1/2
	Hornoecker	LaSalle	6-1 3/8	1939	Freeman	Elmhurst (York)	53-3 3/4
	Robert McSweeney	Oak Park	6-1 3/8	1940	Louis Sabin	LaGrange	54-3
1939	Moreau	Winnetka (New Trier)	6-4	1941	Gordon Bischman	LaGrange	52-0 3/4
1940	Dwight Eddleman	Centralia	6-2	1942	William Franks	Harrisburg	50-11 1/2
1941	Dwight Eddleman	Centralia	5-11 3/4	1943	Martin Haufe	Elmhurst (York)	54-4 1/2
1942	Dwight Eddleman	Centralia	6-4	1944	Warren Ely	Winnetka (New Trier)	51-8 1/2
1943	Harold Hartley	Ashley	6-3	1945	Warren Ely	Winnetka (New Trier)	54-6
1944	Jim McCurdy	Pinckneyville	6-3	1946	John Mueller	Elmhurst (York)	55-0
1945	Frank Strand	Blue Island	6-0	1947	Joe Peterson	Oak Park	49-9 1/8
1946	Harold Newsome	Chicago (Schurz)	5-11 3/4	1948	Andrew Rodez	Evanston	52-3
	Don Calhoun	Evanston	5-11 3/4	1949	Bob Wood	Collinsville	54-9 5/8
1947	Harold Newsome	Chicago (Schurz)	6-1 1/8	1950	John Bauer	Benton	56-5 1/2
	Richard Patterson	Rushville	6-1 1/8	1951	William Bergmann	Chicago (Austin)	53-9 1/2
	Roscoe Harrell	Waukegan	6-1 1/8	1952	Larry Staff	Vandalia	55-2 1/2
	Al Brownfield	Waukegan	6-1 1/8	1953	Dick Winterbauer	Arlington Hts.	54-0 3/4
1948	Robert Babecki	Chicago (Lane)	6-2 3/8	1954	Dick Winterbauer	Arlington Hts.	57-2 3/8
1949	Wayne Veith	LaGrange (Lyons)	5-11 3/4	1955	Larry Stewart	Galesburg	57-0 1/2
	Robert Nickalaus	Centralia	5-11 3/4	1956	Bill Brown	Mendota	55-1 3/4
1950	Don Hillmer	Geneaso	5-11 1/4	1957	Mike Pyle	Winnetka (New Trier)	58-3 1/2
1951	Ronald Mitchell	East St. Louis	6-3 7/8	1958	Joe Connelly	Heyworth	57-3 1/8
1952	Cal Boyd	Oak Park	6-1 5/8	1959	Ron Barbizzi	Chicago Hts. (Bloom)	58-2
				1960	Pete Martin	Hinsdale	58-5 1/4
				1961	Andy Merutka	Palatine	59-5 1/2
				1962	Andy Merutka	Palatine	62-2 1/4
				1963	Brian Oldfield	Elgin (H.S.)	57-7 1/4

SHOT PUT

SHOT PUT, CONTD.

Year	Champion	School	Distance
1964	Larry Hart	Hinsdale	58-10 1/2
1965	Jerry Warren	West Frankfort (Frankfort)	60-2 1/2
1966	Herabel Benbery	Chicago Hts. (Bloom)	59-5
1967	Herabel Benbery	Chicago Hts. (Bloom)	62-10 1/4
1968	George Tymes	Chicago (Lane)	57-6 1/4
1969	Tom Holt	Chicago Hts. (Bloom)	59-10 1/4
1970	Tom Stock	Belleville (West)	64-2 1/4
1971	Alvin Everett	Chicago (Englewood)	60-0 1/2
1972	Rich Girt	East Moline (United)	60-9 1/2
1973	Alan Pulikowski	Maywood (Proviso East)	62-2
1974	John Sloan	Rolling Meadows	60-4
1975-A	Jim Bishop	Maple Park (Kaneland)	59-2
1975-AA	John Marks	Oak Lawn (Community)	62-4 3/4
1976-A	Scott Krey	Farmington (East)	56-1
1976-AA	John Powers	Oak Park (Penwick)	62-8
1977-A	Judd Short	LeRoy	55-6 1/2
1977-AA	Dean McKillip	Galesburg	60-1
1978-A	Steve Brondyke	Fulton	60-0 3/4
1978-AA	Mike Lehmann	Oak Lawn (Community)	63-6 3/4
1979-A	Steve Brondyke	Fulton	61-4
1979-AA	Gerald Green	Waukegan (West)	63-9 3/4
Note: Event Measured in metric beginning in 1980.			
1980-A	Brad Verdun		16.81(55-1 3/4)
1980-AA	Jeff Lehmann	Oak Lawn (H.S.)	18.56(60-10 3/4)
1981-A	Eric Foresman	Princeton	17.23(56-6 1/4)
1981-AA	Joe Marconi	Downers Grove (North)	18.90(62-0)
1982-A	Vince Fisher	Fairfield	16.94(55-7)
1982-AA	Gary Kostrubala	Chicago (Marist)	18.69(61-3 1/2)
1983-A	Vince Fisher	Fairfield	17.50(57-5 1/4)
1983-AA	Rick Jordan	Wheaton (North)	19.21(63-0 1/4)
1984-A	Sean Canaday	Riverton	57-7
1984-AA	Reggie Harris	Rockford (East)	59-11 1/4
1985-A	Jeff Rolson	Farmer City (F.C.-Mansfield)	55-8 1/2
1985-AA	Jeffery Howard	East St. Louis (Sr.)	57-3 1/2
1986-A	Chad Canaday	55-2 1/2	
1986-AA	Lance Stewart	Tinley Park (H.S.)	60-3 1/4
1987-A	Chad Canaday	Riverton	58-3
1987-AA	Scott Cappos	Oak Lawn (Community)	63-4 1/2
1988-A	Patrick Wiese	Nashville	54-6
1988-AA	Kevin Coleman	Elgin (Larkin)	66-1 3/4
1989-A	Allen Willisson	Oakland	54-2
1989-AA	Ronald Willis	East St. Louis (Lincoln)	59-11
1990-A	Mike Courtney	Robinson	59-2 1/4
1990-AA	Jeff Teach	Palatine (Fremd)	60-1

110-METER (120-Yd.) HIGH HURDLES

Year	Champion	School	Time
1929	Eggleston	Hyde Park	:16.0
1930	Jens	Wheaton	:15.6
1931	Pollard	Chicago (Senn)	:16.0
1932	Pollard	Chicago (Senn)	:15.1
1933	Holmes	Robinson	:15.8
1934	Maxwell	Winnetka (New Trier)	:15.7
1935	Denny	Rockford	:16.0
1936	Collinge	Des Plaines (Maine)	:14.9
1937	Robert Keil	Oak Park	:15.0
1938	Donald Olsen	Chicago (Austin)	:14.9
1939	Brown	Cicero (Morton)	:14.5
1940	John Smith	Des Plaines (Maine)	:14.8
1941	John Smith	Des Plaines (Maine)	:14.2
1942	Rodgers Burton	Maywood (Proviso)	:14.8
1943	Robert Hinkle	East St. Louis	:15.1
1944	John Spink	Winnetka (New Trier)	:14.7
1945	Dick Warfield	Winnetka (New Trier)	:15.0
1946	Don Hoover	Oak Park	:15.2
1947	George Watson	Evanston	:14.7
1948	Jerry Kats	Peoria (Woodruff)	:15.3
1949	Wayne Veith	LaGrange (Lyons)	:14.8
1950	Willis Stevens	Chicago (Phillips)	:14.4
1951	Willis Stevens	Chicago (Phillips)	:14.5
1952	Abe Woodson	Chicago (Austin)	:14.5
1953	Ronald Leoni	Chicago Hts. (Bloom)	:14.6
1954	Dave Northrup	Rockford (West)	:13.13
1955	Willie May	Blue Island	:14.5
1956	Dick Haas	Oregon	:14.7
1957	James Davis	Rockford (West)	:14.7
1958	James Ashmore	Evanston	:15.2
1959	Larry Howard	Maywood (Proviso East)	:14.9
1960	Wendell Grant	Johnston City	:15.1
1961	Warren Hampton	East St. Louis	:14.6
1962	Warren Hampton	East St. Louis	:14.7
1963	Reggie Stallings	Chicago (Harlan)	:14.2
1964	Andrew Johnson	Alton (Sr.)	:14.4
1965	Michael Butler	Champaign	:14.8
1966	John Johnson	Champaign	:14.2
1967	Ronald Draper	Chicago (Harlan)	:14.1
1968	Greg Johnson	East St. Louis (Lincoln)	:14.0
1969	Michael Stover	Chicago (Englewood)	:14.0
1970	Jim Fasules	Glen Ellyn (Glenbard West)	:14.2
1971	John Welsch	LaGrange (Lyons)	:14.2
1972	Gary Woolford	Joliet (West)	:14.0
1973	Lumbia Tolliver	East St. Louis (Sr.)	:14.0
1974	Ron Sterenberg	LaGrange (Lyons)	:13.8
1975-A	Tom Jump	Normal (University)	:14.28

1975-AA	Greg Foster	Maywood (Proviso East)	:13.47
1976-A	Brent Barth	Peru (St. Bede)	:14.52
1976-AA	Greg Foster	Maywood (Proviso East)	:13.83
1977-A	Brent Barth	Peru (St. Bede)	:14.28
1977-AA	Nate Lundy	North Chicago (H.S.)	:13.78
1978-A	Chet Nosalik	Peru (St. Bede)	:14.15
1978-AA	Bob McGee	Evanston (Twp.)	:13.36
1979-A	Mark Kimard	Chicago (Luther South)	:14.58
1979-AA	Bob McGee	Evanston (Twp.)	:13.87
Note: Event became 100-Meter High Hurdles in 1980.			
1980-A	Randy Klatt	Rochester	:14.42
1980-AA	Bob Bryant	Schaumburg	:14.28
1981-A	John McCarthy	Buffalo (Tri-City)	:14.33(W)
1981-AA	Derek Cole	Chicago Hts. (Bloom)	:13.88
1982-A	John McCarthy	Buffalo (Tri-City)	:14.39
1982-AA	Barry Malloyd	East St. Louis (Lincoln)	:13.98
1983-A	Curt Reed	McLeansboro	:14.59
1983-AA	John Elliott	Kankakee (Westview)	:13.94
1984-A	Mike Mitchell	St. Anne	:14.05(WA)
1984-AA	Lamont Frazier	Evanston (Twp.)	:13.84(WA)
1985-A	Tom Meier	Altamont	:14.62
1985-AA	Kevin Hall	Danville (H.S.)	:14.26
1986-A	Brett Malott	Anna (A.-Jonesboro)	:14.88
1986-AA	Jimmy Walker	Chicago Hts. (Bloom)	:14.20
1987-A	Brett Malott	Anna (A.-Jonesboro)	:14.43
1987-AA	Mark Clancy	Chicago (Young)	:14.23
1988-A	Chauncy Williams	St. Anne	:14.59
1988-AA	Johnny Westbrook	Dolton (Thornridge)	:14.20
1989-A	Steve Stam	Kankakee (McNamara)	:14.89
1989-AA	Yonel Jourdan	Evanston (Twp.)	:14.20
1990-A	Matt McLean	Aurora (Illinois Math & Science Academy)	:14.46
1990-AA	Terry Collins	Joliet (West)	:14.20

100-METER (100-Yd.) DASH

Year	Champion	School	Time
1929	Ralph Metcalfe	Chicago (Tilden)	:09 9/10
1930	Ralph Metcalfe	Chicago (Tilden)	:09.8
1931	Portman	Urbana	:10.4
1932	Herman	Oak Park	:09.7
1933	Robert Grieve	Glen Ellyn (Glenbard)	:10.0
1934	Robert Packard	Rockford	:09.9
1935	Robert Packard	Rockford	:10.0
1936	Terwilliger	DeKalb	:10.0
1937	Floss Anders	Moline	:10.0
1938	Arthur Schlauder	Downers Grove	:10.0
1939	Leicester Farmer	Maywood (Proviso)	:10.3
1940	Leicester Farmer	Maywood (Proviso)	:10.0
1941	John Zedrow	Naperville	:09.9
1942	George Geyer	Oak Park	:10.1
1943	Claude Young	Chicago (Phillips)	:10.2
1944	Tom Baswell	Evanston	:10.1
1945	Jim Fuchs	Chicago (Hyde Park)	:10.4
1946	Bob O'Brien	Des Plaines (Maine)	:10.1
1947	William Konrad	Oak Park	:10.0
1948	Leonard Sykes	Chicago (Phillips)	:10.4
1949	Bob Ulrich	Hinsdale	:10.1
1950	James Golliday	Chicago (Phillips)	:09.6
1951	Ira Murchison	Chicago (Phillips)	:10.0
1952	Vernon Sprehe	Nashville	:10.2
1953	Ned Lenoir	Chicago (Phillips)	:10.0
1954	James Franzen	Highland Park	:10.1
1955	Vernon Estes	North Chicago	:10.3
1956	Leroy Jackson	Chicago Hts. (Bloom)	:09.3
1957	Leroy Jackson	Chicago Hts. (Bloom)	:10.0
1958	Leroy Jackson	Chicago Hts. (Bloom)	:10.3
1959	Bob Doty	St. Elmo	:10.0
1960	B.B. Gater	Alton (Sr.)	:10.4
1961	Theo Cox	Zion (Z.-Benton)	:09.9
1962	Tom Atkinson	LaGrange (Lyons)	:10.1
1963	Bill Zillman	Hinsdale	:09.8
1964	Rich Robinson	Winnetka (New Trier)	:10.3
1965	Bruce Aiken	Taylorville	:10.5
1966	Allen Deppe	Campbell Hill (Trico)	:09.9
1967	Mike Goodrich	East St. Louis	:09.7
1968	Robert Pincham	Chicago (Harlan)	:09.8
1969	Merlyn Hood	East Moline	:09.7
1970	Howard Jones	Evanston	:09.5
1971	Howard Jones	Evanston	:09.7
1972	Howard Jones	Evanston	:09.5
1973	Mike McFarland	Chicago (Parker)	:09.5
1974	Joe Stewart	Evanston	:09.7
1975-A	Neil Johnson	Prophetstown	:09.77
1975-AA	Marvin Edmonds	East St. Louis (Sr.)	:09.37
1976-A	Steve Safranski	Granville (Putnam County)	:09.95
1976-AA	Tim Graf	Joliet (East)	:09.84
1977-A	Mike Simpson	Casey	:10.02
1977-AA	George Carter	Chicago Hts. (Bloom)	:09.61
1978-A	Mike Simpson	Casey	:09.85
1978-AA	Steve Turner	Chicago (Lindblom)	:09.74
1979-A	Dan Jeffers	Rochester	:09.98
1979-AA	Bob McGee	Evanston (Twp.)	:09.51
Note: Event became 100-Meter Dash in 1980.			
1980-A	Steve Buchholz	Paxton	:10.97
1980-AA	Daryl Canady	Chicago (St. Ignatius)	:10.55
1981-A	Mike Conley	Chicago (Luther South)	:10.64
1981-AA	Wallace Spearmon	Blue Island (Eisenhower)	:09.95(w)

YEAR-BY-YEAR BOYS TRACK EVENT CHAMPIONS CONTINUED ... PAGE 6

100-METER (100-Yd.) DASH, CONTD.

Year	Champion	School	Time
1982-A	Rodney Harris	Chicago (Providence-St. Mel)	:10.86
1982-AA	Albert Robinson	Chicago (Hales Franciscan)	:10.39
1983-A	Rodney Harris	Chicago (Providence-St. Mel)	:10.70
1983-AA	Kelly Reed	Chicago (Kenwood)	:10.53
1984-A	Rodney Harris	Chicago (Providence-St. Mel)	:10.45
1984-AA	Thomas Adams	Rock Island (H.S.)	:10.40
1985-A	Eric Childs	Cairo	:10.79
1985-AA	Aaron Mayo	Chicago Hts. (Bloom Trail)	:10.39
1986-A	Cary Chandler	Chicago (Luther South)	:10.96
1986-AA	Keith Thomas	Chicago (Kenwood)	:10.37
1987-A	Dave Eaton	Galena	:11.00(MT)
1987-AA	Kenny Robinson	East St. Louis (Sr.)	:10.88
1988-A	Lubeech Graves	Cairo	:10.78
1988-AA	Steve Kelly	Joliet (West)	:10.59
1989-A	Lubeech Graves	Cairo	:10.65
1989-AA	Tim Newsone	Rock Island (H.S.)	:10.59
1990-A	Lubeech Graves	Cairo	:10.47
1990-AA	Mario McDonald	Waukegan (West)	:10.55

1600-METER (MILE) RUN

Year	Champion	School	Time
1929	Merrick	Kingman	4:37 7/10
1930	Campai	Rockford	4:34.1
1931	Caruthers	Mt. Vernon	4:34.7
1932	Longman	Mt. Morris	4:35.6
1933	Rideout	Tuscola	4:25.2
1934	Hussong	Sterling	4:29.4
1935	Bodeau	Chicago (Tilden)	4:31.8
1936	Irvin Tubb	Shelbyville	4:34.6
1937	Robert Espy	Urbana	4:33.2
1938	Eddie Culp	Chicago (Englewood)	4:29.3
1939	Hodge	Paris	4:33.6
1940	Donald Gladding	Urbana	4:32.7
1941	Paul Houston	Rushville	4:27.1
1942	Bruce Brememan	Urbana	4:28.8
1943	Ralph Corse	Hurst	4:34.7
1944	Dick Green	Kewanee	4:33.9
1945	Bill Mack	Argo	4:31.8
1946	Ben Almaguer	Monmouth	4:29.0
1947	Warren Druetzler	LaGrange	4:23.1
1948	Lawton Lamb	Onarga (Military Academy)	4:35.3
1949	Stacey Siders	Buffalo (Tri-City)	4:28.5
1950	Steve Murphy	Chicago (Calumet)	4:27.5
1951	Steve Murphy	Chicago (Calumet)	4:25.4
1952	Charles Matheny	Paris	4:31.7
1953	Bob Pitchers	Equality	4:32.1
1954	Jim Bowers	DeKalb	4:28.8
1955	Ron Long	Mooseheart	4:25.5
1956	Jim Bowers	DeKalb	4:20.7
1957	Frank Ballinger	Mooseheart	4:27.2
1958	Frank Ballinger	Mooseheart	4:23.4
1959	Steve Newcomer	Leaf River	4:26.2
1960	Allen Carius	Morton	4:38.2
1961	Jim Weinert	Highland Park	4:16.2
1962	Jim Weinert	Highland Park	4:25.6
1963	Larry Wiczorek	Maywood (Proviso East)	4:30.0
1964	Larry Wiczorek	Maywood (Proviso East)	4:14.5
1965	Gordon Dreyfus	Palatine (H.S.)	4:22.0
1966	Ken Ward	Maywood (Proviso East)	4:20.0
1967	Dave Calvert	Rockford (Guilford)	4:11.7
1968	Tom Swan	Princeton	4:13.3
1969	Ken Popejoy	Glen Ellyn (Glenbard West)	4:16.2
1970	Andy Isla-Rubert	Hillside (Proviso West)	4:07.1
1971	David Merrick	New Lenox (Lincoln-Way)	4:07.4
1972	Craig Virgin	Lebanon	4:09.2
1973	Bill Fritz	Glen Ellyn (Glenbard West)	4:11.4
1974	Bill Fritz	Glen Ellyn (Glenbard West)	4:12.4
1975-A	Reo Rorem	Gilman	4:26.44
1975-AA	Kip Smith	Oak Park (O.P.-River Forest)	4:11.7
1976-A	Reo Rorem	Gilman	4:18.65
1976-AA	Ron Wartgow	Belvidere	4:07.8
1977-A	Tom Clennon	Minooka	4:21.42
1977-AA	Bob Hicks	Orland Park (Sandburg)	4:08.60
1978-A	Brad Mauc	Breese (Mater Dei)	4:23.92
1978-AA	Tom Graves	Orland Park (Sandburg)	4:09.37
1979-A	Mark Nordman	Elmhurst (Timothy Christian)	4:23.32
1979-AA	Tom Stevens	Deerfield	4:10.33
1980-A	Kevin O'Grady	Beecher	4:21.14
1980-AA	Tim Vandergrift	Villa Park (Willowbrook)	4:13.47
1981-A	Greg Hill	Freeburg	4:16.62
1981-AA	Rick Schroeder	Elmhurst (York)	4:15.40
1982-A	John Jacobson	Cornell	4:20.24
1982-AA	Mark Jerger	Elmhurst (York)	4:15.17
1983-A	John Jacobson	Cornell	4:19.04
1983-AA	Brent McLain	Benton	4:11.45
1984-A	Don Schafer	Melrose Park (Walther Lutheran)	4:21.66
1984-AA	Tim Phillips	Arlington Hts. (St. Viator)	4:08.5
1985-A	Adam Suarez	Princeton	4:18.94
1985-AA	Mark Deady	Prairie View (Stevenson)	4:07.45
1986-A	Wayne Bloemer	Teutopolis	4:17.41
1986-AA	Mitch McCormick	Franklin Park (Leyden)	4:28.86
1987-A	Todd Lopeman	Pontiac	4:18.09

1987-AA	Len Sitko	Niles (Notre Dame)	4:12.61(MT)
1988-A	Doug Light	Toledo (Cumberland)	4:20.20
1988-AA	Nick Schwartz	Centralia	4:14.84
1989-A	Marty Wondaal	Lansing (Iliana Christian)	4:26.05
1989-AA	Kevin Hedenberg	Schaumburg	4:13.74
1990-A	Phil Swenson	Leland	4:24.26
1990-AA	Rick Miller	Schaumburg	4:14.84

200-METER (220-Yd.) DASH

Year	Champion	School	Time
1929	Ralph Metcalfe	Chicago (Tilden)	:21 3/10
1930	Ralph Metcalfe	Chicago (Tilden)	:21.1
1931	Quinlan	Winnetka (New Trier)	:23.0
1932	Herman	Oak Park	:21.2
1933	Robert Packard	Rockford	:21.8
1934	Robert Packard	Rockford	:22.6
1935	Robert Packard	Rockford	:21.0
1936	Emigh	Kankakee	:22.9
1937	Floss Anders	Moline	:22.4
1938	Floss Anders	Moline	:21.5
1939	Dilly	Tower Hill	:22.7
1940	Owen McCall, Jr.	Gibson City	:22.8
1941	Harold Krull	Quincy	:21.6
1942	George Geyer	Oak Park	:22.0
1943	Robert Whitehaw	Evanston	:22.7
1944	Tom Boswell	Evanston	:21.8
1945	Charles Peters	Blue Island	:22.7
1946	Bob O'Brien	Des Plaines (Maine)	:22.7
1947	William Konrad	Oak Park	:21.7
1948	Leonard Sykes	Chicago (Phillips)	:23.2
1949	Bob Ulrich	Hinsdale	:22.5
1950	Bob Ulrich	Hinsdale	:21.1
1951	Ira Murchison	Chicago (Phillips)	:22.6
1952	Ned Lenoir	Chicago (Phillips)	:22.4
1953	Philip Vallet	LaSalle-Peru	:22.0
1954	James Franzen	Highland Park	:21.9
1955	Vernon Estes	North Chicago	:21.7
1956	John Lattimore	Chicago (Phillips)	:20.9
1957	Lane Patterson	Glen Ellyn (Glenbard)	:21.9
1958	Zach Ford	Winnetka (New Trier)	:22.4
1959	Forrest Newton	Kankakee (Sr.)	:22.7
1960	B.B. Gater	Alton (Sr.)	:23.4
1961	Larry Albertson	Chicago (Taft)	:21.2
1962	Harvey Blair	Chicago (Phillips)	:23.1
1963	Hack Buresh	Evanston	:21.0
1964	Duane Brooks	Palatine	:21.6
1965	Bruce Aiken	Taylorville	:22.3
1966	Allen Deppe	Campbell Hill (Trico)	:21.2
1967	Mike Goodrich	East St. Louis	:20.9
1968	Richard Vallicelli	Hillside (Proviso West)	:21.9
1969	Merlyn Hood	East Moline (United)	:21.8
1970	Howard Jones	Evanston	:21.5
1971	Howard Jones	Evanston	:21.3
1972	Howard Jones	Evanston	:21.2
1973	Mike McFarland	Chicago (Parker)	:20.9
1974	Joe Stewart	Evanston	:21.6
1975-A	Steve Safranski	Granville (Putnam County)	:21.94
1975-AA	Don Milkent	Palos Hills (Stagg)	:21.87
1976-A	Steve Safranski	Granville (Putnam County)	:21.81
1976-AA	Lamar Pickett	East St. Louis (Sr.)	:21.62
1977-A	Mark Claypool	Maple Park (KaneLand)	:22.33
1977-AA	Tony Krank	Des Plaines (Maine West)	:21.54
1978-A	Mike Simpson	Casey	:22.19
1978-AA	Jim Smith	Kankakee (Westview)	:22.14
1979-A	Jay Murphy	Bridgeport (Red Hill)	:22.67
1979-AA	Jim Smith	Kankakee (Westview)	:22.05
Note: Event became 200-Meter Dash in 1980.			
1980-A	Steve Buchholz	Paxton	:22.06
1980-AA	Nate Sloan	Waukegan (East)	:21.56
1981-A	Mike Conley	Chicago (Luther South)	:22.26
1981-AA	Wallace Spearmon	Blue Island (Eisenhower)	:21.53
1982-A	Ron Hutchcraft	West Frankfort (Frankfort)	:22.55
1982-AA	Albert Robinson	Chicago (Hales Franciscan)	:21.56
1983-A	Joe Henderson	Chicago (Leo)	:22.28
1983-AA	Kelly Reed	Chicago (Kenwood)	:21.64
1984-A	David Washington	Melrose Park (Walther Lutheran)	:21.66
1984-AA	Thomas Adams	Rock Island (H.S.)	:21.56(WA)
1985-A	Eric Childs	Cairo	:22.67
1985-AA	Harold Leonard	Chicago (Mt. Carmel)	:21.49
1986-A	Cary Chandler	Chicago (Luther South)	:22.31
1986-AA	Bob Jelks	Decatur (MacArthur)	:21.27
1987-A	Tom Wells	Dwight	:22.84
1987-AA	James Robinson	Harvey (Thornton)	:21.84
1988-A	Lubeech Graves	Cairo	:22.14
1988-AA	Tim Newsone	Rock Island (H.S.)	:21.60
1989-A	Lubeech Graves	Cairo	:21.66
1989-AA	Tim Newsone	Rock Island (H.S.)	:21.54
1990-A	Lubeech Graves	Cairo	:21.70
1990-AA	DuWayne Wright	Downers Grove (South)	:21.66

400-METER (440-Yd.) DASH

Year	Champion	School	Time
1929	Hansel	Malden	:51 1/10
1930	Terwilliger	Urbana	:50.5
1931	Kennicott	Des Plaines (Maine)	:51.2

400-METER (400-YD.) DASH, CONTD.

Year	Champion	School	Time
1932	Miller	Des Plaines (Maine)	:48.8
1933	Halcrow	Chicago (Hyde Park)	:50.9
1934	Gallauer	Granite City	:50.6
1935	Wagner	Elmhurst (York)	:50.0
1936	Darmstadt	Elmhurst (York)	:50.8
1937	Arnold Farnsworth	Des Plaines (Maine)	:51.3
1938	Raymond Roy	Oak Park	:50.4
1939	Wolf	Sterling	:51.3
1940	Tom Smerdel	Danville	:51.3
1941	Harvey Nack	Elmhurst (York)	:51.1
1942	Carl Ockert	Mooseheart	:49.6
1943	Herbert Williams	Chicago (DuSable)	:51.9
1944	Bill Leonhardt	Des Plaines (Maine)	:50.2
1945	Joseph Ivy	Cairo (Summer)	:52.3
1946	John Karras	Argo	:50.3
1947	Henry Tiedemann	Elmhurst (York)	:50.2
1948	Wayne Nast	Belleville	:51.3
1949	Wayne Nast	Belleville	:50.6
1950	Carl Warner	Glen Ellyn (Glenbard)	:50.1
1951	Al Ward	Winnetka (New Trier)	:50.6
1952	Ben Johnson	LaGrange (Lyons)	:50.5
1953	Harold Caffey	LaGrange (Lyons)	:50.2
1954	Harold Caffey	LaGrange (Lyons)	:49.0
1955	Ron Ethernon	Elmhurst (York)	:50.0
1956	John Lattimore	Chicago (Phillips)	:48.8
1957	Fred Macklin	Chicago Hts. (Bloom)	:48.9
1958	Robert Mors	Arlington Hts.	:49.7
1959	Elzie Higginbottom	Chicago Hts. (Bloom)	:49.5
1960	Tom Thomas	Rock Island (Sr.)	:50.7
1961	Thom Walters	Urbana (H.S.)	:48.4
1962	Louis Ritchie	Moline	:49.0
1963	Steve Halliburton	Marion	:49.7
1964	Maurice Pittman	Alton (Sr.)	:48.8
1965	Roy Houston	Evanston (Twp.)	:48.7
1966	Bill Bahnfleth	Palatine (H.S.)	:47.3
1967	Bill Bahnfleth	Palatine (H.S.)	:47.4
1968	Nathaniel Allen	Chicago (Dunbar)	:48.7
1969	Jerry Foster	North Chicago	:48.9
1970	Terry Erickson	Berwyn (Morton West)	:48.2
1971	John Johnson	Chicago Hts. (Bloom)	:48.3
1972	Bryce Abels	Wheaton (North)	:48.3
1973	Alphonso Sanders	Chicago (Englewood)	:48.3
1974	Tim Smith	Chicago (St. Ignatius)	:48.5
1975-A	Mark Claypool	Maple Park (Kaneland)	:49.08
1975-AA	Eddie Hatch	Chicago (Phillips)	:47.2
1976-A	Perry Holliday	Mornence	:48.02
1976-AA	Donald White	Harvey (Thornton)	:48.40
1977-A	Mark Claypool	Maple Park (Kaneland)	:47.18
1977-AA	Darnell Belt	East St. Louis (Sr.)	:48.57
1978-A	Ernest Davenport	Madison	:48.66
1978-AA	Tony Adams	Elgin (H.S.)	:48.03
1979-A	Ernest Davenport	Madison	:49.37
1979-AA	Tony Adams	Elgin (H.S.)	:48.26
Note:	Event became 400-Meter Dash in 1980.		
1980-A	David Hessel	Litchfield	:49.40
1980-AA	Michael Wade	North Chicago	:47.02
1981-A	Alan Wilks	Chicago (Leo)	:49.31
1981-AA	Leroy Dixon	Freeport (H.S.)	:47.37
1982-A	Troy Piper	Durand	:48.82
1982-AA	Perry Robinson	Lockport (Twp.)	:47.49
1983-A	Gary Medendorp	Fulton	:49.34
1983-AA	Sherman Arnold	Chicago (Fenger)	:47.34
1984-A	Kevin Jakopin	Peoria (Bergan)	:49.89
1984-AA	Tim Simon	Maywood (Proviso East)	:47.48
1985-A	Rich Roper	Girard	:48.68
1985-AA	Harold Leonard	Chicago (Mt. Carmel)	:46.51
1986-A	Rich Schipper	Taylor Ridge (Rockridge)	:49.69
1986-AA	Jim Cramton	Glen Ellyn (Glenbard West)	:46.98
1987-A	Ian Smith	Madison	:48.90
1987-AA	Lewis Brandon	Chicago (Quigley South)	:48.15
1988-A	Ian Smith	Madison	:48.80
1988-AA	Steve Kelly	Joliet (West)	:47.37
1989-A	Neal Sherbeyne	Annawan	:49.04
1989-AA	Joe Spells	Harvey (Thornton)	:48.89
1990-A	George Palmer	Monticello	:50.03
1990-AA	Daryl Mathis	Lockport (Twp.)	:48.34

300-METER (330-YD.) LOW HURDLES

Year	Champion	School	Time
1974	Ron Sterrenberg	LaGrange (Lyons)	:36.9
1975-A	Bob Summer	Hoopeston (H.-East Lynn)	:38.35
1975-AA	Greg Foster	Maywood (Proviso East)	:36.0
1976-A	Brent Barth	Peru (St. Bede)	:38.0
1976-AA	Edward Thomas	Chicago (King)	:36.21
1977-A	Tom Sinder	Tolono (Unity)	:37.55
1977-AA	Tyrone Williams	Chicago (Laue)	:36.27
1978-A	Joe Synder	Robinson	:37.52
1978-AA	Vic Shockey	Hinsdale (Central)	:36.25
1979-A	Mark Varnes	Lombard (Montini)	:38.45
1979-AA	Bob McGee	Evanston (Twp.)	:36.94
Note:	Event became 300-Meter Low Hurdles in 1980.		
1980-A	John McCarthy	Buffalo (Tri-City)	:37.97
1980-AA	Frank Denzmore	East St. Louis	:36.69
1981-A	John McCarthy	Buffalo (Tri-City)	:37.75

1981-AA	Charles Moss	Mattoon	:36.14
1982-A	John McCarthy	Buffalo (Tri-City)	:37.89
1982-AA	Calvin Crenshaw	Maywood (Proviso East)	:37.09
1983-A	Scot Adamson	Moweaqua	:37.42
1983-AA	John Register	Oak Park (O.P.-River Forest)	:36.75
1984-A	Phil Steimetz	Christopher	:37.92
1984-AA	Pat McGhee	Aurora (East)	:36.03
1985-A	Paul Beegie	Stillman Valley	:37.79
1985-AA	Chris Johnson	Blue Island (Eisenhower)	:36.88
1986-A	David Cox	Yorkville	:36.95
1986-AA	Arthur Sargent	East St. Louis (Sr.)	:35.98
1987-A	Britt Malott	Anna (A.-Jonesboro)	:37.70
1987-AA	Bart Smith	Naperville (North)	:36.85
1988-A	Scott Britnell	Stillman Valley	:38.51
1988-AA	Bart Smith	Naperville (North)	:36.35
1989-A	Chauncy Williams	St. Anne	:39.30
1989-AA	Maurice Mitchell	Chicago (Marist)	:37.50
1990-A	Mike Morley	Rochester	:39.35
1990-AA	John Strickland	Glenview (Glenbrook South)	:37.01

180-YARD LOW HURDLES

Year	Champion	School	Time
1951	Willie Stevens	Chicago (Phillips)	:19.8
1952	George Moyers	Hinsdale	:19.7
1953	Richard Caffey	LaGrange (Lyons)	:19.7
1954	George Schneider	Chicago (Austin)	:19.7
1955	Willie May	Blue Island	:19.5
1956	Bill Martin	Chicago (Phillips)	:18.9
1957	Robert Winford	Chicago (Dunbar)	:19.3
1958	James Ashmore	Evanston	:19.7
1959	Ken Gordon	Palatine	:19.9
1960	Larry Howard	Maywood (Proviso East)	:20.4
1961	Randy Burlison	Herrin	:19.6
1962	Andrew Johnson	Alton (Sr.)	:20.0
1963	Robert Hubbard	Chicago (Crane)	:18.8
1964	John Wright	Wheaton (Community)	:18.9
1965	Mike Butler	Champaign	:20.1
1966	Lonnell Poole	Chicago Hts. (Bloom)	:18.9
1967	Ronald Draper	Chicago (Harlan)	:18.9
1968	Greg Johnson	East St. Louis (Lincoln)	:19.4
1969	Ron Classen	Wheaton (North)	:19.6
1970	Jim Fasules	Glen Ellyn (Glenbard West)	:19.7
1971	Gale Murphy	Alton (Sr.)	:19.4
1972	Dave Wyckoff	Chicago Hts. (Bloom)	:19.5
1973	Ron Sterrenberg	LaGrange (Lyons)	:19.2

200-YARD LOW HURDLES

Year	Champion	School	Time
1940	John Smith	Des Plaines (Maine)	:22.9
1941	John Smith	Des Plaines (Maine)	:21.9
1942	Parker Preble	Oak Park	:22.9
1943	Claude Young	Chicago (Phillips)	:22.6
1944	John Spink	Winnetka (New Trier)	:22.6
1945	Dick Warfield	Winnetka (New Trier)	:23.0
1946	Oliver White	Springfield	:22.7
1947	Richard Lefebvre	Canton	:21.9
1948	DuWayne Dietz	Sterling	:23.2
1949	Robert Magee	Oak Park	:22.8
1950	Glen Hesselstine	Chicago (University)	:22.1

800-METER (880-YD.) RUN

Year	Champion	School	Time
1929	Dickow	Chicago (Hyde Park)	2:01.4
1930	Schnaelt	Hinsdale	2:01.6
1931	Miller	Des Plaines (Maine Twp.)	2:01.8
1932	Pierce	West Aurora	1:59.6
1933	Rideout	Tuscola	1:59.4
1934	Gebhardt	Sterling	1:59.2
1935	Rohlwing	Arlington Hts.	2:01.4
1936	Marion Cole	Lawrenceville	2:03.6
1937	Marion Cole	Lawrenceville	1:59.3
1938	Robert Rehberg	Cicero (Morton)	1:58.7
1939	Kelley	Springfield	1:59.6
1940	Robert Rehberg	Cicero (Morton)	2:00.8
1941	Kenneth Seiz	Quincy	1:56.6
1942	William Beile	Des Plaines (Maine)	1:58.3
1943	Ralph Dowling	Chicago (Schurz)	2:07.2
1944	Bill Augustine	Aurora (East)	1:59.4
1945	Tom Callinan	Wheaton	1:59.5
1946	George Twigg	Paris	1:59.8
1947	Carroll Schunacher	Dixon	1:59.1
1948	Stacey Siders	Buffalo (Tri-City)	2:00.9
1949	Henry Cryer	Chicago (DuSable)	1:57.2
1950	Gene Maynard	LaHarpe	1:58.9
1951	Gene Ebersohl	Murphysboro	1:59.7
1952	Duncan MacGregor	Oak Park	2:00.1
1953	Edward DeLong	Waukegan	2:00.3
1954	Edward DeLong	Waukegan	1:57.1
1955	Mike Smith	Freeport	1:58.7
1956	Mike Smith	Freeport	1:56.1
1957	John Llorca	Chicago Hts. (Bloom)	1:59.4
1958	Lynn Griffin	Chicago Hts. (Bloom)	1:57.6
1959	Rudolph Morgan	Chicago (Phillips)	1:55.1
1960	Jim Simmons	Chicago (Phillips)	2:01.8
1961	Barney Peterson	Hillside (Proviso West)	1:58.0

YEAR-BY-YEAR BOYS TRACK EVENT CHAMPIONS CONTINUED ... PAGE 8

800-METER (880-Yd.) RUN, CONTD.

Year	Champion	School	Time
1962	Barney Peterson	Hillside (Proviso West)	1:55.0
1963	John Laidlaw	Winnetka (New Trier)	1:55.1
1964	Larry Kelly	Park Ridge (Maine)	1:50.4
1965	Craig Grant	Hillside (Proviso West)	1:53.3
1966	Richard Wohlhuter	St. Charles	1:52.0
1967	Richard Wohlhuter	St. Charles	1:52.3
1968	Willie Thomas	Chicago (Englewood)	1:53.0
1969	Willie Thomas	Chicago (Englewood)	1:50.8
1970	Randy Veltkamp	Elmhurst (Timothy Christian)	1:52.3
1971	Steve Corsarilos	Oak Park (O.P.-River Forest)	1:53.6
1972	Larry Bates	Evanston	1:52.7
1973	Charles White	Harvey (Thornton)	1:51.0
1974	Dennis Kern	Chicago (Lane Tech)	1:52.0
1975-A	Ron Ackerman	Maple Park (Kaneland)	1:53.23
1975-AA	Steve Schellenberger	Arlington Hts. (Forest View)	1:51.9
1976-A	Scott Bartlet	Polo	1:54.97
1976-AA	Steve Schellenberger	Arlington Hts. (Forest View)	1:49.92
1977-A	Harvey Thomas	Lebanon	1:54.98
1977-AA	Dave Ayoub	Pecora (H.S.)	1:48.86
1978-A	Mike Jackson	Blue Mound	1:54.24
1978-AA	Jim Spivey	Bensenville (Fenton)	1:50.28
1979-A	Mike Jackson	Blue Mound	1:53.57
1979-AA	Tony Guercio	Naperville (North)	1:54.26
Note: Event became 800-Meter Run in 1980.			
1980-A	Gary Hudson	Oakland	1:57.70
1980-AA	Tony Guercio	Naperville (North)	1:51.23
1981-A	Mike Clark	Tonica	1:54.70
1981-AA	Darren Kern	Chicago (King)	1:51.51
1982-A	Curt Stiner	Moweaqua	1:54.26
1982-AA	Mike Elliott	Belvidere	1:52.51
1983-A	Dan Davis	Mt. Morris	1:55.95
1983-AA	Mark Bittle	Harrisburg	1:53.55
1984-A	Jim Maton	Shelbyville	1:54.09
1984-AA	Leodis Fields	East St. Louis (Lincoln)	1:52.86
1985-A	Jerry Funk	Forreston	1:54.34
1985-AA	James White	Elmhurst (York)	1:53.14
1986-A	Rob Carter	Clinton	1:53.58
1986-AA	Rich Kolasa	Oak Forest	1:51.77
1987-A	Rob Carter	Clinton	1:53.24
1987-AA	Aaron Rogers	Chicago (C. Vocational)	1:51.60
1988-A	Rob Carter	Clinton	1:53.04
1988-AA	Aaron Rogers	Chicago (C. Vocational)	1:50.29
1989-A	Kyle Johnson	Gillespie	1:55.48
1989-AA	Donte Moore	Mt. Vernon	1:54.03
1990-A	Jeremy Skinner	Shelbyville	1:55.09
1990-AA	Marlon Jones	Bartonville (Limestone)	1:51.06

800-METER (880-Yd.) RELAY

Year	School	Time
1929	Chicago (Tikden)	1:32.7
1930	Oak Park	1:31.4
1931	Oak Park	1:30.2
1932	Oak Park	1:30.6
1933	Oak Park	1:30.9
1934	Rockford	1:31.6
1935	Elmhurst (York)	1:30.0
1936	Elmhurst (York)	1:29.8
1937	Des Plaines (Maine West)	1:32.8
1938	Oak Park	1:31.7
1939	Highland Park	1:32.4
1940	Highland Park	1:31.7
1941	Quincy	1:31.3
1942	Oak Park	1:31.7
1943	Oak Park	1:33.4
1944	Des Plaines (Maine)	1:32.0
1945	Oak Park	1:32.6
1946	Des Plaines (Maine)	1:33.0
1947	Oak Park	1:30.1
1948	Winnetka (New Trier)	1:33.6
1949	LaGrange (Lyons)	1:29.6
1950	Chicago (Phillips)	1:29.2
1951	Des Plaines (Maine)	1:30.5
1952	Evanston	1:32.1
1953	LaGrange (Lyons)	1:32.2
1954	Oak Park	1:31.3
1955	Blue Island	1:29.8
1956	Blue Island	1:30.8
1957	Chicago Hts. (Bloom)	1:30.8
1958	Chicago Hts. (Bloom)	1:30.0
1959	Chicago Hts. (Bloom)	1:31.9
1960	Alton (Sr.)	1:32.7
1961	Chicago (Taft)	1:28.2
1962	Chicago (Phillips)	1:28.8
1963	LaGrange (Lyons)	1:31.0
1964	Chicago Hts. (Bloom)	1:29.0
1965	Chicago (Dunbar)	1:30.7
1966	East St. Louis	1:28.1
1967	Moline	1:27.1
1968	Chicago (Phillips)	1:29.2
1969	Alton (Sr.)	1:28.4
1970	Evanston	1:27.6
1971	East Moline (United)	1:27.5
1972	Evanston	1:27.4
1973	East St. Louis (Lincoln)	1:28.3

1974	East St. Louis (Sr.)	1:28.6
1975-A	Hoopston (H.-East Lynn) (Bob Summers, Mark Alt, John Burke, Danny Eckart)	1:31.49
1975-AA	East St. Louis (Sr.) (Stanley Braggs, Lamar Pickett, Richard Townsend, Marvin Edmonds)	1:25.7
1976-A	Paxton (Ben Lee, Carl Hasselbring, Mike Fiorillo, John Overstreet)	1:31.0
1976-AA	East St. Louis (Sr.) (Steve Franklin, Lloyd Pelly, Lamar Pickett, Richard Townsend)	1:28.01
1977-A & AA	Event Not Contested	
1978-A & AA	Event Not Contested	
1979-A	Melrose Park (Walther Lutheran) (Dwayne Deiren, Don Samuel, Terry Lenoir, Mike Lange)	1:31.62
1979-AA	East St. Louis (Sr.) (Steve Brown, Jonathon Beard, Michael Beasley, Tony Pelly)	1:27.83
Note: Event became 800-Meter Relay in 1980.		
1980-A	Melrose Park (Walther Lutheran) (Frank Moss, Don Samuel, Brian Hannemann, Pat Powe)	1:29.72
1980-AA	Chicago (Lindblom) (Timothy Vinson, Rolan Johnson, Jerome Johnson, Steven Turner)	1:27.31
1981-A	Melrose Park (Walther Lutheran) (Frank Moss, Brian Hannemann, Kendrick Wells, Don Samuel)	1:30.64
1981-AA	Blue Island (Eisenhower) (Lester Flemons, Kevin Starks, Gregory Hughes, Wallace Spearmon)	1:27.31
1982-A	St. Amie (Dewayne Bolton, Richard Miller, Mark Smith, Carl Childs)	1:29.93
1982-AA	North Chicago (Tony Ross, Doug Ear, Sam Graham, Elliot Hanna)	1:27.14
1983-A	St. Amie (Dewayne Bolton, Richard Miller, Kemy Smith, Johnny Dunlap)	1:29.31
1983-AA	Danville (H.S.) (George Juvinall, Terry Moore, Robert Williams, Van Cowden)	1:27.06
1984-A	Melrose Park (Walther Lutheran) (Greg White, Brian Pearson, Terry Porter, David Washington)	1:28.95 (1:29.09 FAT)
1984-AA	Danville (H.S.) (Edmondo Moxey, Todd Reed, Robert Williams, Van Cowden)	1:26.77 (1:26.93 FAT)
1985-A	Cairo (Eric Childs, Deveron Hawkins, Darryl Harris, Shawn Box)	1:29.68
1985-AA	Zion (Z.-Benton) (Brian Walker, Tim Jamison, Terry Brown, Henry Cook)	1:26.70
1986-A	Chicago (Luther South) (Cary Chandler, Mike Wilson, Derek Bodley, Ernest Woods)	1:28.45
1986-AA	Blue Island (Eisenhower) (Pierre Sharp, Daryl Porch, Howard Osborne, Jarrett Cooper)	1:26.50
1987-A	Normal (University) (Jamie Chevalier, Mike Kotarba, Phil Karnats, Geoff Schoonover)	1:30.79
1987-AA	Harvey (Thornton) (Bertino Smith, David Lonzo, Joe Spells, James Robinson)	1:27.69
1988-A	Greenville (John Scandrett, Jerry Moore, Aristede Ephron, Drake Ephron)	1:30.43
1988-AA	East St. Louis (Sr.) (Anthony Kerby, Dale Martin, Vernon Powell, Eddie Robinson)	1:26.79
1989-A	St. Amie (Willie Smith, Chauncey Williams, Willie Hunt, Duwam Porter)	1:30.91
1989-AA	Rock Island (H.S.) (Anthony Pulliam, Tim Smith, George Guy, Tim Newson)	1:27.86
1990-A	Cairo (Lee Wright, Ted Lyons, Michael Weatherspoon, Lubech Graves)	1:30.49
1990-AA	Waukegan (West) (Ardell Reams, Joe Rodgers, Mario McDonald, Willis Baird)	1:27.91

BOYS STATE TRACK MEET TEAM DATA

TEAM CHAMPIONS

(Excludes 1991)

YEAR	CHAMPION	COACH	POINTS	YEAR	CHAMPION	COACH	POINTS
1893	Peoria		42	1948	LaGrange (Lyons)	Russell Deason	15
1894	Urbana		22	1949	LaGrange (Lyons)	Russell Deason	26 7/10
1895	Chicago (Englewood)		26	1950	Chicago (Phillips)	Henry Springs	19
1896	Rockford		23	1951	Chicago (Phillips)	Henry Springs	24
1897	Chicago (Englewood)		22	1952	LaGrange (Lyons)	Russell Deason	20
1898	Aurora (East)	George Stuart	36	1953	LaGrange (Lyons)	Russell Deason	30 7/10
1899	Biggsville	J.A. Strang	23	1954	LaGrange (Lyons)	Russell Deason	16
1900	Biggsville	Honey Stuart	33	1955	Blue Island	Ohlen Driver	18
1901	Chicago (Englewood)		20	1956	Chicago Hts. (Bloom)	Ralph Steben	22
1902	Chicago (South Division)		31	1957	Chicago Hts. (Bloom)	Ralph Steben	39 1/5
1903	Chicago (Hyde Park)		24	1958	Chicago Hts. (Bloom)	Ralph Steben	34 1/2
1904	Pontiac		20	1959	Chicago Hts. (Bloom)	Ralph Steben	29
1905	Chicago (Englewood)		16	1960	Moline	Gene Shipley	21 1/7
1906	Chicago (Wendell Phillips)	Oliver Reilley	12	1961	LaGrange (Lyons)	Max Armer	14
	Aurora (West)	Holland	12		Rock Island (Sr.)	Hod Lundeen	14
1907	Oak Park	Lewis Omer	18	1962	Chicago (Phillips)	Carl Bonner	29
1908	Oak Park	Lewis Omer	30	1963	Alton (Sr.)	James Wigger	23
1909	Chicago (University)	John Monilaw	21	1964	Alton (Sr.)	James Wigger	19
1910	Chicago (University)	John Monilaw	26	1965	Evanston	Bob Tervarthen	25
1911	Chicago (University)	John Monilaw	23	1966	Evanston	Bob Tervarthen	30
1912	Chicago (Lane Tech)	Willard	18	1967	Chicago (Harlan)	Gerald Richard	23
1913	Oak Park	Robert Zuppke	34	1968	Hillside (Proviso West)	Don Kohlmann	20 1/2
1914	Class A - Chicago (Univ.)	John Monilaw	42.5	1969	Alton (Sr.)	James Wigger	26
	Class B - LaGrange	B.E. Gordon	28.5	1970	Evanston	Ron Helberg	21
1915	Class A - Oak Park	Glen Thistlewaite	32	1971	Evanston	Ron Helberg	24
	Class B - LaGrange	B.E. Gordon	30	1972	Evanston	Ron Helberg	28
1916	Class A - Joliet	Charles W. Jones	30	1973	East St. Louis (Lincoln)	George Holliday	26
	Class B - Harrisburg	Herbert C. Hopkins	20		LaGrange (Lyons)	Max Armer	26
	Class C - Evanston (Acad.)	Lewis Omer	48	1974	Chicago (Lane Tech)	William Lewis	27
1917	No Meet				Evanston	Ron Helberg	27
1918	No Meet			1975A	Maple Park (Kaneland)	Bruce Peterson	34
1919	Class A - Oak Park	Glen Thistlewaite	48	1975AA	East St. Louis (Sr.)	Jimmy Lewis	29
	Class B - Chicago (Univ.)	John Monilaw	19	1976A	Granville (Putnam Co.)	Jim Davis	23
1920	Class A - Oak Park	Glen Thistlewaite	41.5	1976AA	East St. Louis (Sr.)	Jimmy Lewis	30
	Class B - Marion	E.H. Schreiber	15.5	1977A	Maple Park (Kaneland)	Bruce Peterson	54
1921	Class A - Champaign		38	1977AA	East St. Louis (Sr.)	Jimmy Lewis	46
	Class B - Forrest	C.C. Merrill	19		Chicago Hts. (Bloom)	Lonnell Poole	46
1922	Class A - Evanston	A.P. Bradley	35	1978A	Robinson	Tony Cork	35
	Class B - Forrest	C.C. Merrill	19.5	1978AA	East St. Louis (Sr.)	Jimmy Lewis	37
1923	Class A - Oak Park	Frank Winters	25 2/3	1979A	Chicago (Luther South)	Norm Meier	42
		L.L. Tichtin		1979AA	Evanston (Twp.)	Willie May	51
	Class B - White Hall	Clarence Whiteside	20 1/5	1980A	Chicago (Luther South)	Norm Meier	32
1924	Class A - Oak Park	Frank Winters	46	1980AA	Maywood (Proviso East)	Chuck Farinella	40
	Class B - Girard	C.H. Cushman	20		Waukegan (East)	Marvin Arrington	40
1925	Class A - Danville	J.W. Thomas	17	1981A	Chicago (Leo)	John O'Keefe	46
	Eldorado	Earl Bland	17	1981AA	East St. Louis (Lincoln)	Arthur Marshall	67
	Class B - Hinsdale		28	1982A	St. Anne	Mike Rebello	52
1926	Chicago (Senn)	Pat Pierce	17.5	1982AA	East St. Louis (Lincoln)	Arthur Marshall	77
1927	Rockford	Charles A. Beyer	19.5	1983A	Cairo	Jim West	45
1928	Chicago (Tilden)	Frank J. Hartman	22	1983AA	East St. Louis (Lincoln)	Arthur Marshall	49
1929	Chicago (Hyde Park)		15	1984A	Melrose Park (Walther Lutheran)	Stan Reddel	52
	Chicago (Tilden)	Frank J. Hartman	15	1984AA	East St. Louis (Lincoln)	Arthur Marshall	49
1930	Oak Park	Bob Woodruff	29	1985A	Cairo	Jim West	54
1931	Oak Park	Bob Woodruff	17	1985AA	East St. Louis (Sr.)	Gordon Schoby	40
1932	Oak Park	Bob Woodruff	32	1986A	Chicago (Luther South)	Oscar Kieschnick	48
1933	Rockford	Charles A. Beyer	18	1986AA	North Chicago	Amos Jones	39
1934	Winnetka (New Trier)	John Nay	19	1987A	Pontiac	Chuck Lucas	58
1935	Rockford	Charles A. Beyer	21	1987AA	Oak Park (O.P.-River Forest)	Glen Cothorn	43
1936	Elmhurst (York)	Clarence East	20	1988A	Cairo	Jim West	58
1937	Oak Park	Bob Woodruff	18.5	1988AA	Chicago Hts. (Bloom)	Lonnell Poole	38
1938	Oak Park	Bob Woodruff	29	1989A	St. Anne	Joe Urbelis	53
1939	Elmhurst (York)	Clarence East	22	1989AA	Rock Island (H.S.)	John Coolidge	46
1940	Maywood (Proviso)	Otto H. Matte	16.5	1990A	Cairo	Jim West	61
1941	Des Plaines (Maine)	Sam Marzulo	20	1990AA	Joliet (West)	John Harr	56
1942	Oak Park	Don Harshbarger	26 2/3				
1943	Chicago (Phillips)	Lawrence Bingley	18				
1944	Winnetka (New Trier)	John M. Nay	41 1/2				
1945	Oak Park	Don Harshbarger	27 3/4				
1946	Des Plaines (Maine)	Sam Marzulo	16				
1947	Oak Park	Robert C. Wright	33				

RECAPING CLASS A BOYS TRACK SCORING LEADERS

1975 @ Charleston (EIU)

1. Maple Park (Kaneland)	34
2. Granville (Putnam County)	18
Hoopston (H.-East Lynn)	18
4. Prophetstown	10
Gilman	10
6. Carthage (Hancock Central)	9
Mahomet (M.-Seymour)	9
8. Mt. Sterling (Brown County)	8
Flanagan	8
Stillman Valley	8
Clifton (Central)	8
Watseka	8

1976 @ Charleston (EIU)

1. Granville (Putnam County)	23
2. Maple Park (Kaneland)	22
3. Farmington (East)	17
4. Lebanon	14
Peru (St. Bede)	14
Momence	14
7. Gilman	12
8. Paxton	11
9. Melrose Park (Walther Lutheran)	10
Polo	10

1977 @ Charleston (EIU)

1. Maple Park (Kaneland)	57
2. Lebanon	30
3. Minooka	26
4. Peru (St. Bede)	24
5. Chicago (Luther South)	22
Melrose Park (Walther Lutheran)	22
7. Tolono (Unity)	20
Robinson	20
9. Chester	17
10. Sparta	16.5

1978 @ Charleston (EIU)

1. Robinson	35
2. Madison	32
3. St. Anne	31
4. Gibson City	28
5. Casey	25
6. Rushville	24
7. Riverton	18
Peru (St. Bede)	18
Spring Valley (Hall)	18
10. Highland (St. Paul)	16

1979 @ Charleston (EIU)

1. Chicago (Luther South)	42
2. Gibson City	34
3. Rochester	29
4. Madison	27
5. Aurora (Central Catholic)	22.5
6. Elmhurst (Timothy Christian)	21
7. Melrose Park (Walther Lutheran)	19
8. Arcola	18.5
9. Fulton	18
10. Erie	16
Washburn (Lowpoint-W.)	16
Prophetstown	16

1980 @ Charleston (EIU)

1. Chicago (Luther South)	32
2. Metropolis	28
3. Mahomet (M.-Seymour)	25
4. Freeburg	22
5. Gibson City	21
6. Paxton	20
Melrose Park (Walther Lutheran)	20
8. Hoopston (H.-East Lynn)	19
9. Elmwood	18
10. Prophetstown	17
Forreston	17

1981 @ Charleston (EIU)

1. Chicago (Leo)	46
2. Chicago (Luther South)	40
3. Princeton	38
4. Sidell (Jamaica)	24
St. Anne	24
6. Rochester	21
7. Buffalo (Tri-City)	20
Freeburg	20
Melrose Park (Walther Lutheran)	20
10. Mahomet (M.-Seymour)	17

1982 @ Charleston (EIU)

1. St. Anne	52
2. Rochester	28
3. Lisle (Sr.)	25
West Frankfort (Frankfort)	25
5. Cornell	20
Buffalo (Tri-City)	20
Chicago (Providence-St. Mel)	20
Tiskilwa	18
Glasford (Illini Bluffs)	18
Paxton	17
Benton	17

1983 @ Charleston (EIU)

1. Cairo	45
2. St. Anne	40
3. Chicago (Leo)	34
4. Melrose Park (Walther Lutheran)	29
5. Christopher	23
6. McLeansboro	20
Riverton	20
Cornell	20
9. Tuscola	19
10. Fulton	18

1984 @ Charleston (EIU)

1. Melrose Park (Walther Lutheran)	52
2. Cairo	42
3. Farmington (F. East)	28
4. Peoria (Bergan)	25
5. Elgin (St. Edward)	24
Sullivan	24
7. St. Anne	22
8. Amboy	21
9. Riverton	20
10. Chicago (Providence-St. Mel)	20
Chicago (Latin)	20

1985 @ Charleston (EIU)

1. Cairo	54
2. Savanna	25
3. St. Anne	19
Byron	19
5. Farmer City (F.C.-Mansfield)	18
Pontiac	18
7. Princeton	17
Melrose Park (Walther Lutheran)	17
9. Yorkville	16
Beecher	16
Carlville	16

1986 @ Charleston (EIU)

1. Chicago (Luther South)	48
2. Sullivan	27
Geneva	27
Yorkville	27
5. St. Joseph (S.J.-Ogden)	26
6. DuQuoin	23
7. Newton	22
St. Anne	22
9. Rushville	19
10. Riverton	18

1987 @ Charleston (EIU)

1. Pontiac	58
2. Mahomet (M.-Seymour)	40
3. Normal (University)	38
4. Sherrard	31
5. Watseka	29
Riverton	29
7. Casey (C.-Westfield)	28
8. Anna (A.-Jonesboro)	20
9. St. Anne	19
10. Madison	17

1988 @ Charleston (EIU)

1. Cairo	58
2. St. Anne	52
3. Madison	37
4. Melrose Park (Walther Lutheran)	32
5. Yorkville	28
6. Greenville	24
7. Watseka	22
8. Sherrard	20
9. Breese (Mater Dei)	16
Carmi	16

1989 @ Charleston (EIU)

1. St. Anne	53
2. Cairo	52
3. Geneva	32
4. Greenville	29
5. Maple Park (Kaneland)	23
6. Dwight	22
Princeton	22
8. Kankakee (McNamara)	21
9. Mendota	20
10. Annawan	16

1990 @ Charleston (EIU)

1. Cairo	61
2. Chicago (Luther South)	32
3. Rochester	29
Maple Park (Kaneland)	29
5. Chicago (Providence-St. Mel)	24
6. Monticello	23
Freeburg	23
8. Shelbyville	21
Greenville	21
10. Leland	20

RECAPING CLASS AA BOYS TRACK SCORING LEADERS

1975 @ Charleston (EIU)

1. East St. Louis (Sr.)	29
2. Chicago (Phillips)	19
Rockford (East)	19
4. Maywood (Proviso East)	14
5. Alton (Sr.)	12
6. Joliet (East)	11
Oak Lawn (Community)	11
8. Evanston	10
9. Elmhurst (York)	9
10. Hillside (Proviso West)	8

1976 @ Charleston (EIU)

1. East St. Louis (Sr.)	30
2. Chicago Hts. (Bloom)	26
3. Maywood (Proviso East)	14
4. Harvey (Thornton)	12
5. Rockford (East)	10
LaGrange (Lyons)	10
Orland Park (Sandburg)	10
Chicago (King)	10
9. Joliet (East)	9
10. Chicago (Harlan)	7

1977 @ Charleston (EIU)

1. East St. Louis (Sr.)	46
Chicago Hts. (Bloom)	46
3. Orland Park (Sandburg)	28
4. Chicago (King)	24
5. North Chicago	23
6. Des Plaines (Maine West)	19
7. Springfield (Southeast)	15
Chicago (Mendel Catholic)	15
9. Lockport (Central)	14
10. Libertyville	12
East St. Louis (Lincoln)	12
Peoria (H.S.)	12
Champaign (Central)	12

1978 @ Charleston (EIU)

1. East St. Louis (Sr.)	37
2. Deerfield	24
Chicago (Brother Rice)	24
4. Evanston (Twp.)	23
5. Dolton (Thorndridge)	22
Orland Park (Sandburg)	22
7. Chicago (Calumet)	21
8. Harvey (Thornton)	20
9. Chicago (Farragut)	19
10. Danville (H.S.)	18
Maywood (Proviso East)	18

1979 @ Charleston (EIU)

1. Evanston (Twp.)	51
2. East St. Louis (Sr.)	44.5
3. Chicago (Phillips)	37
4. Palatine (Fremd)	29
5. Moline	27
6. Aurora (West)	23
7. Deerfield	21
8. Naperville (North)	20
Kankakee (Westview)	20
10. Chicago (Tilden)	17
Washburn (Lowpoint-W.)	16
Prophetstown	16

1980 @ Charleston (EIU)

1. Waukegan (East)	40
Maywood (Proviso East)	40
3. Dolton (Thorndridge)	32
4. Chicago (Phillips)	28
5. North Chicago	26
6. Chicago Hts. (Bloom)	22
Chicago (St. Ignatius)	22
8. Chicago (Lindblom)	21
9. Naperville (North)	20
10. Danville (H.S.)	19

1981 @ Charleston (EIU)

1. East St. Louis (Lincoln)	67
2. Blue Island (Eisenhower)	38
3. Chicago (Phillips)	24
4. Chicago Hts. (Bloom)	20
Dolton (Thorndridge)	20
Hillside (Proviso West)	20
7. Mattoon	19
8. Maywood (Proviso East)	18
9. North Chicago	17
Tinley Park (H.S.)	17

1982 @ Charleston (EIU)

1. East St. Louis (Lincoln)	77
2. Chicago (Dunbar)	36
3. North Chicago	30
4. Chicago (Mendel)	27
5. Elmhurst (York)	23
6. Chicago (Marist)	20
Chicago (Hales Franciscan)	20
8. Waukegan (East)	19
9. Lockport	18
Maywood (Proviso East)	18

1983 @ Charleston (EIU)

1. East St. Louis (Lincoln)	49
2. Chicago Hts. (Bloom Trail)	46
3. Waukegan (East)	30
4. Chicago (Kenwood)	29
5. Danville (H.S.)	28
6. Wheaton (North)	21
Chicago (Tilden)	21
8. Oak Park (O.P.-River Forest)	19
9. Arlington Hts. (St. Viator)	16
10. Downers Grove (South)	15

1984 @ Charleston (EIU)

1. East St. Louis (Lincoln)	49
2. Rock Island (H.S.)	45
3. Danville (H.S.)	38
4. Maywood (Proviso East)	36
5. East St. Louis (Sr.)	28
6. Decatur (MacArthur)	24
7. Rockford (East)	23
8. Pekin	18
South Holland (Thornwood)	18
10. Aurora (East)	16

1985 @ Charleston (EIU)

1. East St. Louis (Sr.)	40
2. Elmhurst (York)	39
3. Chicago Hts. (Bloom Trail)	36
4. Harvey (Thornton)	29
5. Chicago (Mt. Carmel)	26
6. Zion (Z.-Benton)	25
7. Rock Island (H.S.)	24
8. Peoria (H.S.)	20
9. Danville (H.S.)	18
Oak Park (O.P.-River Forest)	18

1986 @ Charleston (EIU)

1. North Chicago	39
2. Decatur (MacArthur)	38
3. Chicago Hts. (Bloom)	36
Blue Island (Eisenhower)	32
East St. Louis (Sr.)	32
6. Chicago (Kenwood)	31
7. Chicago (Mendel)	27
8. Naperville (North)	26
9. Glen Ellyn (Glenbard West)	21
Tinley Park (H.S.)	21
Morton	21

1987 @ Charleston (EIU)

1. Oak Park (O.P.-River Forest)	43
2. East St. Louis (Sr.)	40
3. Naperville (North)	29
4. Kankakee (Sr.)	28
5. Harvey (Thornton)	25
6. North Chicago	24
7. Evanston (Twp.)	23
8. Chicago (Mendel Catholic)	22
9. Glen Ellyn (Glenbard West)	18.5
10. Niles (Notre Dame)	18
Hillside (Proviso West)	18

1988 @ Charleston (EIU)

1. Chicago Hts. (Bloom)	38
2. East St. Louis (Sr.)	37
3. Joliet (West)	33
4. Rock Island (H.S.)	29
5. Aurora (West)	22
6. East Moline (United)	20
7. Dolton (Thorndridge)	18
South Holland (Thornwood)	18
9. Chicago (St. Ignatius)	17
10. Centralia	16
Elgin (Larkin)	16
Naperville (North)	16

1989 @ Charleston (EIU)

1. Rock Island (H.S.)	46
2. East St. Louis (Sr.)	35
3. Evanston (Twp.)	30
4. Maywood (Proviso East)	27
5. Alton (Sr.)	25
6. East St. Louis (Lincoln)	23
7. Chicago (Marist)	22
Rockford (East)	22
9. Hillside (Proviso West)	20
10. Elmhurst (York)	18.5

1990 @ Charleston (EIU)

1. Jolie (West)	56
2. East St. Louis (Sr.)	51
3. Danville (H.S.)	38
Waukegan (West)	38
5. Elmhurst (York)	27
6. Schaumburg	26
7. Decatur (MacArthur)	22.5
8. Downers Grove (South)	22
Naperville (North)	22
10. Naperville (Central)	19
Rockford (East)	19



Boys State Track Meet Team Data

Class A Team Champions

Year	Champion	Coach	Pts.
1975	Maple Park (Kaneland)	Bruce Peterson	34
1976	Granville (Putnam Co.)	Jim Davis	23
1977	Maple Park (Kaneland)	Bruce Peterson	54
1978	Robinson	Tony Cork	35
1979	Chicago (Luther South)	Norm Meier	42
1980	Chicago (Luther South)	Norm Meier	32
1981	Chicago (Leo)	John O'Keefe	46
1982	St. Anne	Mike Rebello	52
1983	Cairo	Jim West	45
1984	Melrose Park (Walther Lutheran)	Stan Reddel	52
1985	Cairo	Jim West	54
1986	Chicago (Luther South)	Oscar Kieschnick	48
1987	Pontiac	Chuck Lucas	56
1988	Cairo	Jim West	58
1989	St. Anne	Joe Urbelis	53
1990	Cairo	Jim West	61

Class AA Team Champions

Year	Champion	Coach	Pts.
1975	East St. Louis (Sr.)	Jimmy Lewis	29
1976	East St. Louis (Sr.)	Jimmy Lewis	30
1977	East St. Louis (Sr.)	Jimmy Lewis	46
(TIE)	Chicago Hts. (Bloom)	Lonnell Poole	46
1978	East St. Louis (Sr.)	Jimmy Lewis	37
1979	Evanston (Twp.)	Willie May	51
1980	Maywood (Proviso East)	Chuck Farinella	40
(TIE)	Waukegan (East)	Marvin Arrington	40
1981	East St. Louis (Lincoln)	Arthur Marshall	67
1982	East St. Louis (Lincoln)	Arthur Marshall	77
1983	East St. Louis (Lincoln)	Arthur Marshall	49
1984	East St. Louis (Lincoln)	Arthur Marshall	49
1985	East St. Louis (Sr.)	Gordon Schoby	40
1986	North Chicago	Amos Jones	39
1987	Oak Park (O.P.-River Forest)	Glen Cothorn	43
1988	Chicago Hts. (Bloom)	Lonnell Poole	38
1989	Rock Island (H.S.)	John Coolidge	46
1990	Joliet (West)	John Harr	56

ALL-TIME IHSA BOYS STATE TRACK MEET MULTIPLE WINNERS

(Excludes 1991)

* = Record (I) = IHSA Record (P) = Prep Record

CLASS A BOYS MULTIPLE WINNERS

YEAR	COMPETITOR, SCHOOL
1975	Mark Claypool, Maple Park (Kaneland) Triple Jump @ 46-0 1/4* 440 Dash @ :49.08*
1975	Steve Safranski, Granville (Putnam Co.) Long Jump @ 22-11* 220 Dash @ :21.94*
1976	Steve Safranski, Granville (Putnam Co.) Long Jump @ 23-3 1/4* 100 Dash @ :09.95*
1976	Reo Rorem, Gilman Mile @ 4:18.65 Two-Mile @ 9:11.44*
1976	Brent Barth, Peru (St. Bede) 120 High Hurdles @ :14.52 330 Low Hurdles @ :38.00*
1977	Mark Claypool, Maple Park (Kaneland) Long Jump @ 22-3 2/3 440 Dash @ :47.18* (I)
1978	Mike Simpson, Casey 100 Dash @ :09.85 (wind-aided) 220 Dash @ :22.19
1979	Dan Jeffers, Rochester Long Jump @ 23-6 3/4 100 Dash @ :09.98
1980	Mike Conley, Chicago (Luther South) Long Jump @ 21-11 Triple Jump @ 47-3 1/4
1980	Steve Buchholz, Paxton 100 Dash @ :10.97 200 Dash @ :22.06
1981	Mike Conley, Chicago (Luther South) Long Jump @ 23-2 1/4 Triple Jump @ 50-9* (I) 100 Dash @ :10.64 (wind-aided) 200 Dash @ :22.26
1981	John McCarthy, Buffalo (Tri-City) 110 High Hurdles @ :14.33 (wind-aided) 300 Low Hurdles @ :37.75
1982	John Jacobson, Cornell 1600 Run @ 4:20.24 3200 Run @ 9:17.69
1982	John McCarthy, Buffalo (Tri-City) 300 Low Hurdles @ :37.89 110 High Hurdles @ :14.39 (wind-aided)
1983	Kip Wright, Cairo Long Jump @ 22-5 1/4 Triple Jump @ 46-10 1/2
1983	John Jacobson, Cornell 1600 Run @ 4:19.04* 3200 Run @ 9:12.55*
1984	Sean Canaday, Riverton Shot @ 57-7 Discus @ 177-1
1984	Tom Mowatt, Chicago (The Latin School) Long Jump @ 22-8 3/4 Triple Jump @ 46-3 1/2
1985	Eric Childs, Cairo 100 Dash @ :10.79 200 Dash @ :22.67
1986	Cary Chandler, Chicago (Luther South) 100 Dash @ :10.96 200 Dash @ :22.31
1987	Chad Canaday, Riverton Shot @ 58-3 Discus @ 177-6
1987	Todd Lopeman, Pontiac 1600 Run @ 4:18.09 3200 Run @ 9:13.42

1987	Britt Malott, Anna (A.-Jonesboro) 100 Hurdles @ :14.43 300 Hurdles @ :37.30
1988	Lubeech Graves, Cairo 100 Dash @ :10.78 200 Dash @ :22.14
1989	Lubeech Graves, Cairo 100 Dash @ :10.65 200 Dash @ :21.66
1990	Phil Swenson, Leland 1600 Run @ 4:24.26 3200 Run @ 9:26.22
1990	Lubeech Graves, Cairo 100 Dash @ :10.47 200 Dash @ :21.70

CLASS AA BOYS MULTIPLE WINNERS

YEAR	COMPETITOR, SCHOOL
1975	Greg Foster, Maywood (Proviso East) 120 High Hurdles @ :13.47 330 Low Hurdles @ :36.0* (I)
1978	Duane Bibbie, Harvey (Thornton) Long Jump @ 24-3 1/4 Triple Jump @ 49-3 1/4
1978	Tom Graves, Orland Park (Sandburg) Mile @ 4:09.37 Two-Mile @ 9:06.91
1979	Bob McGee, Evanston (Twp.) 100 Dash @ :09.51 120 High Hurdles @ :13.87 330 Low Hurdles @ :36.94
1981	Wallace Spearmon, Blue Island (Eisenhower) 100 Dash @ :09.95 (wind-aided) 200 Dash @ :21.53
1982	Barry Malloyd, East St. Louis (Lincoln) 110 High Hurdles @ :13.98 (wind-aided) Long Jump @ 23-5 1/4
1982	Gary Kostrubala, Chicago (Marist) Shot @ 61-3 1/2 Discus @ 184-2* (I)
1982	Albert Robinson, Chicago (Hales Franciscan) 100 Dash @ :10.39 (wind-aided) 200 Dash @ :21.56*
1983	Kelly Reed, Chicago (Kenwood) 100 Dash @ :10.53 200 Dash @ :21.64
1984	Tim Simon, Maywood (Proviso East) Long Jump @ 25-0 1/4 (wind-aided) 400 Dash @ :47.48
1984	Thomas Adams, Rock Island (H.S.) 200 Dash @ :21.56 (wind-aided) 100 Dash @ :10.40
1985	Harold Leonard, Chicago (Mt. Carmel) 400 Dash @ :46.51 (I) 200 Dash @ :21.49 (I)
1986	Lance Stewart, Tinley Park (H.S.) Shot @ 60-3 1/4 Discus @ 186-3
1988	Steve Kelly, Joliet (West) 100 Dash @ :10.59 400 Dash @ :47.37
1989	Tim Newsone, Rock Island (H.S.) 100 Dash @ :10.59 200 Dash @ :21.54



IT TAKES WORK TO BE ABLE TO PLAY THIS HARD.

SportsChannel Chicago salutes the kids who play the games.

With comprehensive coverage

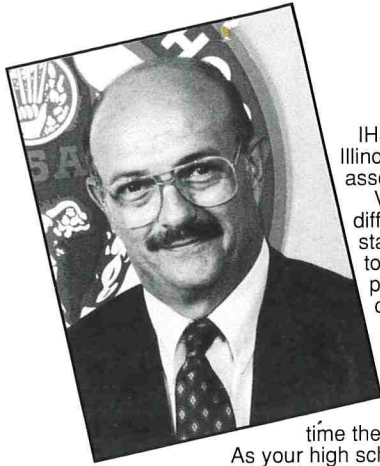
of nearly every Illinois High School Association
state championship tournament,

SportsChannel Chicago takes fans back to school all year long.

O U R S E A S O N



N E V E R E N D S



Listen Up!

Don't Miss America's First Radio Series
Devoted To High School Sports—
Be There Every Week.



IHSA Sports Report with Art Kimball is a twice-weekly radio show carried by more than 75 radio stations throughout Illinois and surrounding states. It is the nation's first series of radio sports shows sponsored by a state high school association.

Veteran broadcaster Art Kimball of Normal produces the five-and-one-half-minute shows, each covering a different set of subjects and each produced new every week. The syndicated series will be aired by the network stations from the start of practice this past fall until the week following the annual boys baseball and girls softball tournaments in June. Content of each show will vary as the school year progresses, but the format will be to provide interviews with coaches and students who achieve in the state's interscholastic sports, discussions of current events and issues facing the member schools of IHSA, and reports of how the IHSA functions statewide.

Listen to the shows and then let the station carrying the reports in your community know your thoughts about IHSA Sports Report With Art Kimball . . . and let us know your feelings by writing to IHSA Sports Report, IHSA Office, 2715 McGraw Dr., P.O. Box 2715, Bloomington, IL 61702-2715. We appreciate your interest!

Stations on the 1990-91 network, not counting those out of state, represent more than 1.6 million of the Land of Lincoln's population. Check the accompanying lineup to determine the location of stations near you, and the time the shows will be aired in your community.

As your high school coach—old or new—would encourage you: **Listen Up!**

IHSA Sports Report with Art Kimball

City/Station	Show #1 Aired	Show #2 Aired	City/Station	Show #1 Aired	Show #2 Aired
Aledo—WRMJ-FM	Wed.—5:45 p.m.	Fri.—Pregame 6:30 p.m. or 7:00 p.m. (7:30 p.m. during Basketball)	Litchfield—WSMI AM-FM Loves Park—WLUV AM-FM	Schedule Not Set Fri.—6:05 p.m. (Schedule May Change)	Schedule Not Set Sat.—6:05 p.m.
Alton—WGBZ	Tues. or Thurs.—Halftime of Soccer Game—7:45 p.m.	Fri.—Halftime—8:30 p.m.	Mendota—WGCL AM-FM Metropolis—WMOK-AM Monmouth—WRAM-WMOI	Fri.—7:00 p.m. Thurs.—8:30 a.m. Fri.—7:35 p.m.	Fri.—7:30 p.m. Fri.—8:30 a.m. Sat.—9:05 a.m.
Anna—WRAJ-AM Aurora—WKKD-AM Benton—WQRL-FM Bloomington—WJBC-AM	Sat.—9:30 a.m. Wed.—5:47 p.m. Fri.—9:45 p.m. Mon.—6:25 p.m.	Sat.—2:30 p.m. Thurs.—5:47 p.m. Sat.—9:05 a.m. Fri.—7:10 p.m. or 7:40 p.m.	Monticello—WVLJ-FM Morris—WCSJ-WVEZ Morton—WTAZ Naperville—WONC-FM Pana—WKXK-FM Paxton—WPXN-FM Peoria—WIRL Pittsfield—WBBA-FM Plano—WSPY-FM	Fri.—Pregame Fri.—Halftime—8:00 p.m. Schedule Not Set Thurs.—5:45 p.m. Fri.—6:00 p.m. Sat.—9:05 a.m. Fri.—Halftime—8:45 p.m.	Sat.—5:45 p.m. Sat.—9:10 a.m. & 1:45 p.m. Sat.—11:00 a.m. Sat.—Halftime—8:00 p.m. Schedule Not Set Fri.—Pregame Sun.—Pregame of Bears Fri.—9:05 a.m. Fri.—Halftime—8:45 p.m. or Sat.—3:00 p.m. Sat.—9:45 a.m. Fri.—7:45 a.m. Schedule Not Set Fri.—Halftime Thurs.—4:45 p.m. Fri.—12:50 p.m. Fri.—Halftime Sat.—8:00 a.m. & 11:30 a.m.
Carbondale—WCIL-AM Carbondale—WSIU-FM Carlinville—WCNL-FM Carmi—WROY-WRUL Casey—WKZI-AM Centralia—WILY-WRXX Champaign—WPCD-FM Decatur—WDZ-AM Decatur—WJMU-FM DeKalb—WLBK-AM Des Plaines—WMTH-FM	Fri.—Halftime Fri.—12:40 p.m. Fri.—12:10 p.m. Wed.—7:50 a.m. & 4:50 p.m. Tues.—7:10 a.m. Wed.—3:15 p.m. Fri.—Halftime—8:30 p.m. Fri.—Halftime Wed.—8:00 a.m. Fri.—9:55 p.m. Fri.—1:05 p.m.	Fri.—Halftime Fri.—12:40 p.m. Sat.—9:50 a.m. Fri.—7:50 a.m. & 4:50 p.m. Thurs.—7:10 a.m. Sat.—10:50 a.m. Fri.—Halftime—8:30 p.m. Fri.—Halftime Sat.—Halftime—1:00 p.m. Sat.—After NIU "Huskie" Tues.—11:55 a.m. & Halftime Sat.—9:00 a.m.	Pontiac—WPOK-WJEZ Princeton—WZOE AM-FM Quincy—WTAD Robinson—WTAY AM-FM Rochelle—WRHL AM-FM Rushville—WKXQ-FM Savanna—WCCI-FM Sparta—WHCO-AM Springfield—WTAX-AM St. Louis—KMOX-AM Sterling—WSDR-AM Streator—WIZZ Taylorville—WTIM Tuscola—WITT-FM	Fri.—Halftime Wed.—7:45 a.m. Schedule Not Set Thurs.—4:20 p.m. Tues.—4:45 p.m. Thur.—12:50 p.m. Fri.—Halftime Fri.—Pregame—7:00 p.m. & Sat.—10:30 a.m. Wed. or Thurs.—5:15 p.m. Schedule Not Set Fri.—5:50 p.m. Fri.—Halftime Fri.—Halftime Tues.—4:50 p.m. & Pregame Sat.—8:29 a.m. or 9:35 a.m.	Schedule Not Set Fri.—Halftime Sun.—Pregame of Bears Fri.—9:05 a.m. Fri.—Halftime—8:45 p.m. or Sat.—3:00 p.m. Sat.—9:45 a.m. Fri.—7:45 a.m. Schedule Not Set Fri.—Halftime Thurs.—4:45 p.m. Fri.—12:50 p.m. Fri.—Halftime Sat.—8:00 a.m. & 11:30 a.m. Fri. or Sat.—Halftime Schedule Not Set Sat.—10:50 a.m. Sat.—9:45 a.m. Sat.—9:45 a.m. Fri.—4:50 p.m. & Pregame Sat.—8:29 a.m. or 9:35 a.m. Sat. 9:50 a.m. Thurs.—1:46 p.m. & 6:04 p.m. Fri.—6:50 p.m. Thurs.—5:00 p.m.
Edwardsville—WRYT-FM Effingham—WCRA-WCRC Elgin—WRMN-AM Eureka—WCRI-FM Farmer City—WZRO Flora—WNOI-FM Freeport—WFPS-FM Freeport—WFRL-AM Galesburg—WAIK	Fri.—5:15 p.m. & Halftime—8:15 p.m. Wed.—11:40 a.m. Fri.—5:50 p.m. Sat.—8:30 a.m. Thurs.—5:20 p.m. Wed.—7:30 a.m. Sat.—9:00 a.m. Tues.—5:30 p.m. Fri.—Halftime	Fri.—11:40 a.m. Fri.—Halftime Fri.—Halftime Sat.—9:30 a.m. Sat.—9:00 a.m. Sat.—9:00 a.m. Thurs.—5:30 p.m. Sat.—Halftime (Knox College game) Fri.—Pregame—7:00 p.m. Sat.—8:15 a.m. Sat.—9:00 a.m. Wed.—7:45 a.m., 12:30 p.m., 4:40 p.m.	Urbana—WILL-AM Virdeon—WRVI-FM Watseka—WGFA Waukegan—WKRS West Frankfort—WFRX AM-FM Wilmington—WDND-FM	Sat.—8:29 a.m. or 9:35 a.m. Fri.—12:10 p.m. Tues.—1:46 p.m. & 6:04 p.m. Thurs.—6:50 p.m. Wed.—5:00 p.m. Fri.—Halftime	Sat.—8:29 a.m. or 9:35 a.m. Sat. 9:50 a.m. Thurs.—1:46 p.m. & 6:04 p.m. Fri.—6:50 p.m. Thurs.—5:00 p.m. Fri.—Halftime
Geneseo—WGEN AM-FM Geneva—WFXW-AM Greenville—WGEL Greenville—WGRN-FM Havana—WDUK-FM	Fri.—Pregame—7:00 p.m. Thurs.—5:30 p.m. Fri.—Pregame—7:00 p.m. Schedule Not Set Mon.—7:45 a.m., 12:30 p.m., 4:40 p.m. (2nd week of Nov.—8:10 a.m., 11:50 a.m., 4:40 p.m.) Sat.—7:55 a.m.	Fri.—Pregame—7:00 p.m. Sat.—8:15 a.m. Sat.—9:00 a.m. Wed.—7:45 a.m., 12:30 p.m., 4:40 p.m.	Herrin—WJPF-AM Jacksonville—WJIL-WJVO	Fri.—6:55 p.m. Sat.—Pregame—1:15 p.m. (Football Season) Fri.—Pregame—7:45 p.m. (Basketball Season)	Fri.—6:55 p.m. Sat.—Pregame—1:15 p.m. (Football Season) Fri.—Pregame—7:45 p.m. (Basketball Season)
Jerseyville—WJBM-AM Joliet—WJOL-AM Kankakee—WKAN-AM Kewanee—WKEI-AM LaSalle—WLPO-AM Lawrenceville—WAKO Lincoln—WPRC-WLRX	Thurs.—3:50 p.m. Mon.—6:30 p.m. Thurs.—7:55 p.m. Fri.—Halftime Schedule Not Set Fri.—Halftime Fri.—Halftime	Fri.—3:50 p.m. & 6:50 p.m. Fri.—Halftime Fri.—Halftime Fri.—Halftime Schedule Not Set Sat.—9:32 a.m. Sat.—9:00 a.m.			

