



98th Annual ❖ 18th Year of Two-Class Series



# 1992 Boys State Track Meet

## Friday, May 29, 1992

Host: Eastern Illinois University  
Official Program for Prelims: \$3.00

Site: O'Brien Stadium  
Charleston, Illinois

STATE

Meet the



Board of Directors



**THOMAS G. HOWARD**  
Palatine (Fremd)  
Division 2  
President



**LORIN J. STEVENS**  
Wenona  
Division 4  
Vice President



**EDWARD F. ROBERTS**  
Oak Forest  
Division 3  
Secretary



**H. FRED CURTIS**  
Belleville (East)  
Treasurer  
Appointed By Board



**LINDA C. LAYNE**  
Chicago (Fenger)  
Division 1  
Director



**LEROY NEWTON**  
Carterville  
Division 7  
Director



**WILLIAM C. MITZE**  
Monticello  
Division 5  
Director




**LARRY STINSON**  
Aledo  
Division 6  
Director



## IHSA Sports Report with Art Kimball

### Listen Up!



Don't Miss America's Original Radio Series Devoted To High School Sports—Be There Every Week.

IHSA Sports Report with Art Kimball is a three-times-

weekly radio show carried by nearly 80 radio stations throughout Illinois and

surrounding states. It is the nation's original series of radio sports shows sponsored by a state high school association.

Veteran broadcaster Art Kimball of Normal produces each of the three 5 1/2-minute shows. Each show covers a different set of subjects. All are produced new every week. The syndicated series is aired by network stations from September until the week following the annual boys baseball and girls softball tournaments in June. Content of each show will vary as the school year progresses, but the format will be to provide interviews with coaches and students who achieve in the state's interscholastic sports, discussions of current events and issues facing the member schools of IHSA and reports of how the IHSA functions statewide.

During the 1990-91 school year, a total of 82 shows were produced. There were 537 different segments included in the programming, featuring 245 of the IHSA member schools and 396 different interviews. In addition, there were 75 public service segments highlighting areas such

as sportsmanship, the national Dreamers and Doers program, National High School Activities Week, officiating, school booster club contributions on the local level and the role of interscholastic athletics in the secondary school curriculum.

Listen to the shows, and then let the station carrying the reports in your community know your thoughts about IHSA Sports Report with Art Kimball . . . and let us know your feelings by writing to IHSA Sports Report, IHSA Office, 2715 McGraw Dr., P.O. Box 2715, Bloomington, IL 61702-2715. We appreciate your interest!

Stations of the 1991-92 network, not counting those out of state, represent more than 1.6 million of the Land of Lincoln's population.

As your high school coach—old or new—would encourage you:

**Listen Up!**



Meet the



Illinois High School Association

Track Advisory Committee

Staff Administrator:  
Ola Bundy

IHSA® is a registered trademark of the Illinois High School Association, a voluntary organization composed of member secondary schools.



**JOHN BAILEY, JR.**  
East St. Louis  
(Lincoln)



**DENNIS BEST**  
Coal City



**GARY COATES**  
Princeton



**DOROTHY DAWSON**  
Chicago (Dunbar)



**HENRY (HANK) FELDT**  
Lebanon



**RONALD HELBERG**  
Glenview  
(Glenbrook South)



**WILLIE MAY**  
Evanston (Twp.)



**DENISE MORRISON**  
Franklin Park  
(Leyden)



**DR. RONALD O'BRIEN**  
Joliet (West)



**PHIL SALZER**  
Peoria (H.S.)



**ROBIN TAFT**  
Rochester

# Boys Track State Final Time Schedule

Friday, May 29, 1992 (Preliminaries and Semifinals)

**Time Schedule Note:** Times are approximate and competitors are responsible to report when an event is called. Regardless of the time an event is scheduled, events will follow one another in the indicated order and the meet will be kept moving along in the hope that Friday's preliminaries can finish on schedule, if possible.

## Class AA Field Events

9:00 a.m.	Pole Vault	— Flight 1 — North Runway (Warm-up 8:30 a.m.)
9:30 a.m.	Pole Vault	— Flight 2 — South Runway (Warm-up 9:00 a.m.)
	Pole Vault	— Flight 3 — North Runway upon completion of Flight 1 (30-minute Warm-up)
9:00 a.m.	High Jump	— Flight 1 — followed by Flight 2 and Flight 3 (Warm-up 8:45 a.m.)
9:00 a.m.	Shot Put	— Flight 1 — Northwest End Zone (Warm-up 8:45 a.m.)
9:00 a.m.	Shot Put	— Flight 2 — Northeast End Zone (Warm-up 8:45 a.m.)
	Shot Put	— Flight 3 — Northwest End Zone upon completion of Flight 1 (15-minute Warm-up)
	Shot Put	— Flight 4 — Northeast End Zone upon completion of Flight 2 (15-minute Warm-up)
9:00 a.m.	Long Jump	— Flight 1 — North Runway (Warm-up 8:45 a.m.)
9:00 a.m.	Long Jump	— Flight 2 — South Runway (Warm-up 8:45 a.m.)
	Long Jump	— Flight 3 — North Runway upon completion of Flight 1 (15-minute Warm-up)
	Long Jump	— Flight 4 — South Runway upon completion of Flight 2 (15-minute Warm-up)
10:00 a.m.	Triple Jump	— Flight 1 — A Runway (Warm-up 9:45 a.m.)
10:00 a.m.	Triple Jump	— Flight 2 — B Runway (Warm-up 9:45 a.m.)
	Triple Jump	— Flight 3 — A Runway upon completion of Flight 1 (15-minute Warm-up)
	Triple Jump	— Flight 4 — B Runway upon completion of Flight 2 (15-minute Warm-up)
10:15 a.m.	Discus	— Flight 1 — North Circle (Warm-up 10:00 a.m.)
10:15 a.m.	Discus	— Flight 2 — South Circle (Warm-up 10:00 a.m.)
	Discus	— Flight 3 — North Circle upon completion of Flight 1 (15-minute Warm-up)
	Discus	— Flight 4 — South Circle upon completion of Flight 2 (15-minute Warm-up)
	Discus	— Flight 5 — North Circle upon completion of Flight 3 (15-minute Warm-up)

## Class AA Running Events

9:00 a.m.	3200 Meter Relay Prelims (3 heats, qualify top 12 times to Finals)
9:35 a.m.	400 Meter Relay Prelims (4 heats, qualify top 9 times to Finals)
9:55 a.m.	110 Meter High Hurdles Prelims (5 heats, qualify 5 each heat to Semifinals)
10:15 a.m.	100 Meter Dash Prelims (5 heats, qualify 5 each heat to Semifinals)
10:30 a.m.	110 Meter High Hurdles Semifinals (3 heats, qualify 3 each heat to Finals)
10:45 a.m.	100 Meter Dash Semifinals (3 heats, qualify 3 each heat to Finals)
10:55 a.m.	800 Meter Run Prelims (3 heats, qualify top 12 times to Finals)
11:15 a.m.	800 Meter Relay Prelims (4 heats, qualify top 9 times to Finals)
11:35 a.m.	400 Meter Dash Prelims (5 heats, qualify top 9 times to Finals)
11:50 a.m.	300 Meter Intermediate Hurdles Prelims (6 heats, qualify top 9 times to Finals)
12:20 p.m.	200 Meter Dash Prelims (5 heats, qualify 5 each heat to Semifinals)
12:35 p.m.	1600 Meter Run Prelims (3 heats, qualify top 12 times to Finals)
1:00 p.m.	200 Meter Dash Semifinals (3 heats, qualify 3 each heat to Finals)
1:15 p.m.	1600 Meter Relay Prelims (4 heats, qualify top 9 times to Finals)

## Class A Field Events

1:00 p.m.	Pole Vault	— Flight 1 — South Runway (Warm-up 12:30 p.m.)
1:30 p.m.	Pole Vault	— Flight 2 — North Runway (Warm-up 1:00 p.m.)
	Pole Vault	— Flight 3 — South Runway upon completion of Flight 1 (30-minute Warm-up)
1:00 p.m.	High Jump	— Flight 1 — followed by Flight 2 and Flight 3 (Warm-up 12:45 p.m.)
1:00 p.m.	Shot Put	— Flight 1 — Northeast End Zone (Warm-up 12:45 p.m.)
1:00 p.m.	Shot Put	— Flight 2 — Northwest End Zone (Warm-up 12:45 p.m.)
	Shot Put	— Flight 3 — Northeast End Zone upon completion of Flight 1 (15-minute Warm-up)
	Shot Put	— Flight 4 — Northwest End Zone upon completion of Flight 2 (15-minute Warm-up)
1:00 p.m.	Long Jump	— Flight 1 — South Runway (Warm-up 12:45 p.m.)
1:00 p.m.	Long Jump	— Flight 2 — North Runway (Warm-up 12:45 p.m.)
	Long Jump	— Flight 3 — South Runway upon completion of Flight 1 (15-minute Warm-up)
	Long Jump	— Flight 4 — North Runway upon completion of Flight 2 (15-minute Warm-up)
2:00 p.m.	Triple Jump	— Flight 1 — A Runway (Warm-up 1:45 p.m.)
2:00 p.m.	Triple Jump	— Flight 2 — B Runway (Warm-up 1:45 p.m.)
	Triple Jump	— Flight 3 — A Runway upon completion of Flight 1 (15-minute Warm-up)
	Triple Jump	— Flight 4 — B Runway upon completion of Flight 2 (15-minute Warm-up)
2:15 p.m.	Discus	— Flight 1 — North Circle (Warm-up 2:00 p.m.)
2:15 p.m.	Discus	— Flight 2 — South Circle (Warm-up 2:00 p.m.)
	Discus	— Flight 3 — North Circle upon completion of Flight 1 (15-minute Warm-up)
	Discus	— Flight 4 — South Circle upon completion of Flight 2 (15-minute Warm-up)

## Class A Running Events

1:30 p.m.	3200 Meter Relay Prelims (3 heats, qualify top 12 times to Finals)
2:05 p.m.	400 Meter Relay Prelims (4 heats, qualify top 9 times to Finals)
2:25 p.m.	110 Meter High Hurdles Prelims (5 heats, qualify 5 each heat to Semifinals)
2:45 p.m.	100 Meter Dash Prelims (5 heats, qualify 5 each heat to Semifinals)
3:00 p.m.	110 Meter High Hurdles Semifinals (3 heats, qualify 3 each heat to Finals)
3:15 p.m.	100 Meter Dash Semifinals (3 heats, qualify 3 each heat to Finals)
3:30 p.m.	800 Meter Run Prelims (3 heats, qualify top 12 times to Finals)
3:45 p.m.	800 Meter Relay Prelims (4 heats, qualify top 9 times to Finals)
4:05 p.m.	400 Meter Dash Prelims (4 heats, qualify top 9 times to Finals)
4:20 p.m.	300 Meter Intermediate Hurdles Prelims (4 heats, qualify top 9 times to Finals)
4:40 p.m.	200 Meter Dash Prelims (4 heats, qualify 6 each heat to Semifinals)
4:55 p.m.	1600 Meter Run Prelims (4 heats, qualify top 12 times to Finals)
5:25 p.m.	200 Meter Dash Semifinals (3 heats, qualify 3 each heat to Finals)
5:35 p.m.	1600 Meter Relay Prelims (5 heats, qualify top 9 times to Finals)

**Official Times — F.A.T./Manual Times:** If the F.A.T. (FULLY AUTOMATIC TIMING) times are available for ALL heats or sections of a race, the F.A.T. times will be the OFFICIAL times used for advancement, seeding and placement in an event. If the F.A.T. times are NOT available for ALL heats or sections of a race, the MANUAL times will be the OFFICIAL times used for advancement, seeding and placement in an event.

Note: All field events will be held outdoors (weather permitting). In case of delays in events using the same facility, the following flight will begin as soon as the previous flight is completed.

## Saturday May 30, 1992 (Finals in All Events)

### Class A Field Events

11:00 a.m.	— Pole Vault
	— Long Jump
	— Shot Put
	— High Jump
12:00 noon	— Discus Throw
	— Triple Jump

### Class AA Field Events

11:00 a.m.	— Pole Vault
	— Long Jump
	— Shot Put
1:00 p.m.	— Discus Throw
	— High Jump
1:15 p.m.	— Triple Jump

### Track Events

12:00 noon	— National Anthem
12:15 p.m.	— Class A
	— 3200 Meter Relay
	— Class AA
	— 3200 Meter Relay
12:40 p.m.	— Class A
	— 400 Meter Relay
	— Class AA
	— 400 Meter Relay
1:00 p.m.	— Class A
	— 3200 Meter Run
	— Class AA
	— 3200 Meter Run
1:55 p.m.	— Class A 110
	— Meter High Hurdles
	— Class AA 110
	— Meter High Hurdles
2:10 p.m.	— Class A
	— 100 Meter Dash
	— Class AA
	— 100 Meter Dash
2:20 p.m.	— Class A
	— 800 Meter Run
	— Class AA
	— 800 Meter Run
2:40 p.m.	— Class A
	— 800 Meter Relay
	— Class AA
	— 800 Meter Relay
3:00 p.m.	— Class A
	— 400 Meter Dash
	— Class AA
	— 400 Meter Dash
3:10 p.m.	— Class A 300 Meter
	— Intermediate Hurdles
	— Class AA 300 Meter
	— Intermediate Hurdles
3:25 p.m.	— Class A
	— 1600 Meter Run
	— Class AA
	— 1600 Meter Run
3:45 p.m.	— Class A
	— 200 Meter Dash
	— Class AA
	— 200 Meter Dash
3:55 p.m.	— Class A
	— 1600 Meter Relay
	— Class AA
	— 1600 Meter Relay
4:10 p.m.	— Awards













## Class AA Competitors Continued...Page 3

703. Bruner, Matt (Jr.)  
 704. Mathews, Navaro (Sr.)  
 705. Vellecha, Eric (So.)  
 706. Brassell, Jason (Sr.)  
 707. Carlstrom, Luke (Sr.)
- ELMHURST (YORK)**  
 708. Crepeau, Paul (Sr.)  
 709. Gundlach, Craig (So.)  
 710. Podzimek, Glenn (Sr.)  
 711. LeDonne, Gary (Sr.)  
 712. Keller, Derek (Sr.)  
 713. Oddo, Tony (Jr.)  
 714. Uhlrich, John (Sr.)  
 715. Fischer, Tim (Sr.)  
 716. Wilson, Todd (Jr.)  
 717. Kreibich, Jay (Sr.)  
 718. Nowak, Andy (Sr.)  
 719. Lestina, Todd (So.)  
 720. Ruecking, Daniel (Jr.)  
 721. Hoerster, John (So.)  
 722. Homoly, Jim (Sr.)
- HILLSIDE (PROVISO WEST)**  
 723. Porter, Marc (Jr.)  
 724. Fountain, Alvertis (Sr.)  
 725. Badie, Kerwin (Sr.)  
 726. Purham, Chris (Sr.)  
 727. Williams, Kevin (Sr.)  
 728. Williams, Anthony (Jr.)  
 729. Adams, Flozell (Jr.)
- HINSDALE (CENTRAL)**  
 730. Campbell, Chris (Jr.)
- LA GRANGE (LYONS)**  
 731. Watson, Dan (Sr.)  
 732. Gorman, Pat (Jr.)
- LISLE (BENET)**  
 733. Peters, Chris (Sr.)  
 734. Kratzer, Ben (So.)  
 735. McNally, Mike (Sr.)
- MAYWOOD (PROVISO EAST)**  
 736. Lopez, Andre (Jr.)
- OAK PARK (FENWICK)**  
 737. Gordon, Asa (Sr.)  
 738. Carlson, Dave (Sr.)
- OAK PARK (O.P.-RIVER FOREST)**  
 739. Fischer, Robert (Sr.)
- SUMMIT (ARGO)**  
 740. Fowler, Gary (Jr.)  
 741. Balnius, Rich (Sr.)
- WESTCHESTER (ST. JOSEPH)**  
 742. Farmer, Adam (Sr.)
- BRADLEY (B.-BOURBONNAIS)**  
 743. Ross, Jason (Sr.)  
 744. Kasper, David (Sr.)  
 745. Browning, Brandon (Jr.)  
 746. Zimmerman-Smaidris, Mike (Jr.)
- CALUMET CITY (T.F. NORTH)**  
 747. Kosmitis, George (Sr.)
- CHICAGO HTS. (BLOOM)**  
 748. DeLeon, Jose (Sr.)  
 749. Jordan, Jonathan (Sr.)  
 750. Hahn, Marc (Sr.)

- CHICAGO HTS. (BLOOM TRAIL)**  
 751. Wolfe, Jamal (So.)
- CHICAGO HTS. (MARIAN CATHOLIC)**  
 752. Marable, Terence (So.)
- DOLTON (THORNBRIDGE)**  
 753. Cooper, Antonio (Sr.)  
 754. Towers, Brent (Jr.)  
 755. Richardson, Quentis (Sr.)  
 756. Thigpen, Eric (So.)  
 757. Fouchea, Raymond (Fr.)  
 758. Baylock, Donnell (So.)  
 759. Trimuel, Tracy (Sr.)  
 760. Fields, Andre (Fr.)  
 761. Cervantes, Francisco (Sr.)  
 762. Brown, Fred (Jr.)
- FLOSSMOOR (HOMEWOOD-F.)**  
 763. Cole, Corkney (Sr.)  
 764. Johnston, Nicholas (Jr.)  
 765. Taylor, Ameer (Jr.)
- HARVEY (THORNTON)**  
 766. Baptiste, Gerard (Jr.)  
 767. Burney, James (So.)  
 768. Wiley, Vincent (Jr.)  
 769. Johnson, Vonzel (Jr.)  
 770. Lagunas, Alejandro (Jr.)  
 771. McCaskill, Anthony (Jr.)  
 772. Rias, Marlon (Sr.)  
 773. Culbreath, Tyjuan (So.)
- KANKAKEE (SR.)**  
 774. Coffie, Damon (Sr.)
- LANSING (T.F. SOUTH)**  
 775. Wojciechowski, Mark (So.)
- NEW LENOX (LINCOLN-WAY)**  
 776. Patrylak, George (Jr.)  
 777. Tkoletz, Robert (Jr.)  
 778. Lohmann, Joseph (Sr.)
- OLYMPIA FIELDS (RICH CENTRAL)**  
 779. White, Michael (Sr.)  
 780. McGhie, Paul (Sr.)  
 781. Davis, Duvon (So.)  
 782. Clark, Carlton (Sr.)  
 783. Heard, Orlando (Jr.)  
 784. Lee, Christopher (Fr.)  
 785. Lloyd, Dennis (Jr.)  
 786. Thompson, John (Sr.)  
 787. Davis, John (Fr.)  
 788. Bigsby, David (Sr.)  
 789. Lamar, Bryan (Fr.)  
 790. Waldroup, Kerwin (Sr.)
- PARK FOREST (RICH EAST)**  
 791. DeBose, Adam (So.)  
 792. Wilson, Marcel (Jr.)  
 793. Beck, Jason (Jr.)
- SOUTH HOLLAND (THORNWOOD)**  
 794. Noel, Andre (So.)  
 795. Jackson, Brian (Sr.)  
 796. Easterly, Jason (Jr.)  
 797. Torian, Reginald (Jr.)  
 798. Williams, Darryl (Jr.)  
 799. Anderson, Malik (Sr.)  
 800. Digby, Samuel (Jr.)  
 801. Blair, Michael (Sr.)

- CHICAGO (AGRICULTURAL SCIENCE)**  
 802. McGraw, Marlon (Sr.)  
 803. Merritt, Stan (Sr.)  
 804. Patton, Jack (Sr.)
- CHICAGO (AUSTIN)**  
 805. Johnson, Cleophus (Sr.)  
 806. Echos, Charles (Jr.)  
 807. Sapho, Jabali (Jr.)  
 810. Gardley, Willie (Jr.)  
 811. Lawless, Jackie (Jr.)  
 812. Letlone, Raitsran (Sr.)  
 813. Echols, Reggie (Jr.)  
 814. Leflore, Raasaan (So.)  
 815. Phillips, Edwin
- CHICAGO (CARVER)**  
 816. Williams, Efremsom (Sr.)
- CHICAGO (CURIE)**  
 817. Avila, Carlos (Sr.)
- CHICAGO (DUNBAR)**  
 818. Cunningham (Jr.)  
 819. Sellers (Sr.)  
 820. Sandridge (Jr.)  
 821. Johnson (Jr.)  
 822. Hoskins, Lindon (Sr.)  
 823. Bruns, Lattimore (Sr.)
- CHICAGO (FARRAGUT)**  
 824. Dunson, Otis (Sr.)
- CHICAGO (FENGER)**  
 825. Luckett, Kendrick (Sr.)
- CHICAGO (GAGE PARK)**  
 826. Gomez, De La Casa, Bernardo
- CHICAGO (HIRSCH)**  
 827. Brown, Jeron (So.)  
 828. Ramsey, Tracy (Jr.)  
 829. Coleman, David (Jr.)  
 830. Campbell, Brian (Jr.)  
 831. Bolin, Andrew (So.)  
 832. Coleman, Dwayne (Jr.)  
 833. Henson, Troy
- CHICAGO (HUBBARD)**  
 834. Neely, Lance (So.)
- CHICAGO (KENNEDY)**  
 835. Hamilton, Shannon
- CHICAGO (KENWOOD)**  
 836. Fisher, Kevin (Sr.)  
 837. Perry, Jon (Jr.)  
 838. Colindres, Alan (Sr.)  
 839. McFallar, Steven (Sr.)  
 840. Ransome, Brent (Fr.)  
 841. Watson, Eric (Sr.)  
 842. Smith, Magnus (So.)  
 843. Cowadres, Alan (Sr.)  
 844. Green, Art (Sr.)  
 845. Nikolin, Ben (Sr.)
- CHICAGO (KING)**  
 846. Jones, Deondra (Sr.)
- CHICAGO (LAKE VIEW)**  
 847. Sanders, Brian (Sr.)  
 848. Viere, Roman (Sr.)

- CHICAGO (LANE)**  
 849. Underwood, Malik (So.)  
 850. Henderson, Marc (Jr.)  
 851. Tate, James (Sr.)  
 852. Williams, Lamont (So.)  
 853. Thomas, Johnnie (Jr.)  
 854. Leycock, Anthony (Jr.)  
 855. Gatlin, Harold (Jr.)  
 856. Hunt, Victor (Sr.)  
 857. Mitran, Florin (Sr.)  
 858. Kaplin, David (Sr.)
- CHICAGO (MANLEY)**  
 859. Hall, John (So.)
- CHICAGO (MORGAN PARK)**  
 860. Scott, Trevor
- CHICAGO (STEINMETZ)**  
 862. Hendry, Jerry (Jr.)  
 863. Hernandez, Mate (Jr.)  
 864. McKinney, Kevin (Sr.)  
 865. Hernandez, Antonio (Jr.)  
 866. Harris, Jerry (Jr.)  
 867. Brown, Jason (Sr.)  
 868. Smith, Joe (Sr.)  
 869. Williams, Mike (Jr.)  
 870. Cochran, Larry (Jr.)  
 871. Eatmon, La (Jr.)  
 872. Tillman, Steve  
 873. Robinson, Dennis  
 874. Joseph, Kendall
- CHICAGO (TILDEN)**  
 875. Fonts, Brigido (Sr.)  
 876. Atkins, Anthony (So.)  
 877. Smith, Tobey (So.)  
 878. Lee, Al (Sr.)  
 879. Veals, Jabari (Sr.)  
 880. Mathews, Asa (So.)
- CHICAGO (C. VOCATIONAL)**  
 881. Coleman, Norman (Jr.)  
 882. Bourn, Kevin (Jr.)  
 883. Cooper, Bernard (Sr.)  
 884. Ellis, Chris (Sr.)  
 885. Martin, Antwan  
 886. Hayden, Robert (Jr.)  
 887. Minor, Charles (Sr.)  
 888. Campbell, Chris
- CHICAGO (VON STEUBEN)**  
 889. Medina, Pedro (Sr.)
- CHICAGO (WASHINGTON)**  
 890. Brewer, Malachi (Jr.)
- CHICAGO (WESTINGHOUSE)**  
 891. Jones, Anthony (Jr.)  
 892. Clark, Lamont
- CHICAGO (YOUNG)**  
 893. Anderson, Scott (Sr.)  
 894. Adams, Kevin (Sr.)  
 895. George, Phillip  
 896. Johnson, Douglas (Jr.)  
 898. Hooks, Jaffry

## IHSA Spring Sports On



Chicago

Nine state championships in the IHSA lineup of spring sports will be televised on SportsChannel Chicago, the sports cable channel, which is available to more than 1.5 million subscribers in Illinois and surrounding states.

All telecasts will be tape delayed.

The championship games in girls soccer, Class A and Class AA boys baseball and Class A and Class AA girls softball are all scheduled to be televised in their entirety.

Title matches in both singles and doubles are scheduled to be included in the telecast of the boys tennis competition.

Highlights in boys gymnastics, girls track and boys track round out the 1992 spring sport package.

All air times are subject to change. Fans should consult their local cable listings to make sure they do not miss the state finals they want to see.

## 1992 Spring Lineup

State Final	Telecast Date	Telecast Begins	Telecast Announcers
Boys Gymnastics	May 23	3:00 p.m.	Randy Hahn, Robert Brown
Girls Track & Field	May 28	6:30 p.m.	Ann Penstone, Marva Mangrum
Boys Tennis	May 31	6:30 p.m.	Mike Leiderman, Michael Hand
Boys Track & Field	June 4	7:00 p.m.	Brian Wheeler, Lee Halberg
Girls Softball (Cl. A)	June 13	2:00 p.m.	Ann Penstone, Laurie Ramsey
Girls Softball (Cl. AA)	June 13	4:00 p.m.	Ann Penstone, Laurie Ramsey
Girls Soccer	June 13	12:00 Noon	Mike Leiderman, Bob Dolaske
Boys Baseball (Cl. A)	June 13	7:00 p.m.	Mike Leiderman, Bill Zeman
Boys Baseball (Cl. AA)	June 14	7:00 p.m.	Mike Leiderman, Mike McDonald

# Event No. 1

# Long Jump

## Event Data

	Class A	Class AA
Total Qualifiers	34	40
Total Regular Qualifiers	32	32
Total Extra Qualifiers	2	8
No. of Flights	4	4
Time of Finals	11:00 a.m.	11:00 a.m.
Qualifying Standard	21-6	21-10

## Class A Sectional Performances

22-1 <sup>3</sup> / <sub>4</sub>	John Hurley (Sr.) Lewistown	20-10 <sup>1</sup> / <sub>2</sub>	Doug Tobin (Sr.) Forreston
22-0	Steve Brewer (So.) St. Anne	20-10 <sup>1</sup> / <sub>2</sub>	Wayne Brown (Sr.) Georgetown (G.-Ridge Farm)
22-0	Mike Rodgers (Jr.) Olney (East Richland)	20-10 <sup>1</sup> / <sub>4</sub>	Troy Jordal (Sr.) Leland (Co-op)
21-10 <sup>1</sup> / <sub>2</sub>	Jay Wingfield (Sr.) Varna (Mid-County) (Co-op)	20-10	Brian Hager (Jr.) Pleasant Hill
21-10 <sup>1</sup> / <sub>2</sub>	Brian Banning (Sr.) Cowden (C.-Herrick)	20-9 <sup>1</sup> / <sub>2</sub>	Ryan Martin (Sr.) Bethany
21-9 <sup>3</sup> / <sub>4</sub>	Jeremy Chaney (Sr.) Findlay	20-9	Dave McClure (Jr.) Eureka
21-8	Kerwin Lowe (Sr.) Cairo	20-8 <sup>1</sup> / <sub>2</sub>	Derrick Allison (Sr.) Camp Point (Central)
21-7	Darnell Burtin (Sr.) Chicago (Providence- St. Mel)	20-8 <sup>1</sup> / <sub>2</sub>	Dan Brink (Jr.) Hillsboro
21-6 <sup>1</sup> / <sub>4</sub>	Cory Utterback (Sr.) Oblong	20-7	Ryan Tiffany (Sr.) Hampshire
21-6	Ryan Reifsteck (Sr.) Bismarck (B.-Henning)	20-6	Billy Wills (Sr.) Coal City
21-5 <sup>1</sup> / <sub>2</sub>	Brent Shreeves (Sr.) Knoxville	20-5	Alphonso Brandon (Sr.) Madison (Co-op)
21-4	John Hofmann (Jr.) Aledo	20-4 <sup>1</sup> / <sub>2</sub>	Jaime Seagraves (Jr.) Forreston
21-3	Brian Hoffek (Sr.) Williamsville	20-2	Steve Bieber (Jr.) Columbia
21-2 <sup>1</sup> / <sub>4</sub>	Josh Berryhill (Sr.) Elmwood Park	20-0 <sup>1</sup> / <sub>2</sub>	Chad Beals (Sr.) Chrisman (Co-op)
21-2	Jon Lewis (Sr.) Cairo	19-10 <sup>1</sup> / <sub>4</sub>	John Flannell (Jr.) Sullivan
21-1 <sup>1</sup> / <sub>4</sub>	Dan Kokes (Sr.) Hinckley (H.-Big Rock)	19-7	Tim Murray (So.) Lansing (Illiana Christian)
21-1 <sup>1</sup> / <sub>4</sub>	Neil Lopez (Jr.) Kewanee (Wethersfield)	19-6 <sup>1</sup> / <sub>2</sub>	Tim Blank (Jr.) Genoa (G.-Kingston)

## Class AA Sectional Performances

23-8 <sup>1</sup> / <sub>2</sub>	Eric Bowers (Sr.) Freeport (H.S.)	21-11 <sup>3</sup> / <sub>4</sub>	Mark Miley (Jr.) Alton (Sr.)
23-4 <sup>1</sup> / <sub>2</sub>	Jonathan Jordan (Sr.) Chicago Hts. (Bloom)	21-11 <sup>3</sup> / <sub>4</sub>	Milton Bass (So.) Joliet (Central)
23-3	Eric Bordeaux (Sr.) Streamwood	21-11 <sup>1</sup> / <sub>4</sub>	Marcus Forrest (Jr.) Aurora (Waubonsie Valley)
23-2	Reginald Torian (Jr.) South Holland (Thornwood)	21-11	Cyrus Johnson (Jr.) North Chicago
22-11 <sup>1</sup> / <sub>2</sub>	Ardel Leak (Sr.) Springfield (Southeast)	21-11	Tyjuan Culbreath (So.) Harvey (Thornton)
22-9 <sup>1</sup> / <sub>4</sub>	Dan Rinenbach (Sr.) Carol Stream (Glenbard North)	21-10 <sup>1</sup> / <sub>2</sub>	Edwin Drane (So.) Bloomington (H.S.)
22-8 <sup>1</sup> / <sub>2</sub>	Ryan Sylvester (Sr.) Morris	21-10 <sup>1</sup> / <sub>2</sub>	Brian Wolcott (Sr.) Tinley Park (Andrew)
22-8 <sup>1</sup> / <sub>4</sub>	Anthony Williams (Jr.) Hillside (Proviso West)	21-10 <sup>1</sup> / <sub>4</sub>	Jimmie Mitchell (Jr.) Palatine (Fremd)
22-8	Todd Zych (Sr.) Downers Grove (South)	21-8 <sup>1</sup> / <sub>4</sub>	Chris Coleman (Jr.) Quincy (Sr.)
22-5 <sup>1</sup> / <sub>2</sub>	Nigel Cosey (Sr.) Waukegan	21-8	Antwan Perry (So.) Decatur (Eisenhower)
22-4 <sup>1</sup> / <sub>2</sub>	Richard Crothers (Sr.) Oak Forest	21-7	Chad Nelson (Sr.) Effingham (H.S.)
22-3 <sup>1</sup> / <sub>2</sub>	Richey Madison (Sr.) Alton (Sr.)	21-1	Mike Benton (So.) Rockford (Guilford)
22-2	Shannon King (So.) Waukegan	21-0 <sup>1</sup> / <sub>2</sub>	Tom Britton (Sr.) Geneseo (Darnall)
22-2	Edward Macklin (Jr.) Peoria (Manual)	20-11 <sup>3</sup> / <sub>4</sub>	Fred Hunter (Sr.) Evanston (Twp.)
22-1 <sup>1</sup> / <sub>2</sub>	Tracy Trimuel (Sr.) Dolton (Thornridge)	20-9 <sup>1</sup> / <sub>4</sub>	Arian Taylor (Sr.) Chicago (Weber)
22-1 <sup>1</sup> / <sub>4</sub>	Rich Harris (Jr.) Carol Stream (Glenbard North)	19-11	Jerry Salazar (Jr.) Rolling Meadows
22-1	Bernard Rogers (Jr.) Murphysboro	19-10	Phillip George (Sr.) Chicago (Young)
22-1	Jason Easterly (Jr.) South Holland (Thornwood)	19-8	Larry Cochran (Jr.) Chicago (Steinmetz)
22-0	Rodney Johnson (Sr.) Naperville (Central)	18-10 <sup>3</sup> / <sub>4</sub>	Kevin Bourn (Jr.) Chicago (C. Vocational)
22-0	Chris Brown (Sr.) Elgin (Larkin)	18-8 <sup>1</sup> / <sub>2</sub>	Shannon Hamilton (Sr.) Chicago (Kennedy)

## Class A Competitors

FLIGHT NO. 1—SOUTH RUNWAY				
Order	No.	Competitor, School	Place	Mark
1	535	Tim Blank (Jr.) Genoa (G.-Kingston)	_____	_____
2	288	Tim Murray (So.) Lansing (Illiana Christian)	_____	_____
3	699	John Flannell (Jr.) Sullivan	_____	_____
4	714	Chad Beals (Sr.) Chrisman (Co-op)	_____	_____
5	613	Steve Bieber (Jr.) Columbia	_____	_____
6	12	Jaime Seagraves (Jr.) Forreston	_____	_____
7	645	Alphonso Brandon (Sr.) Madison (Co-op)	_____	_____
8	268	Billy Wills (Sr.) Coal City	_____	_____

FLIGHT NO. 2—NORTH RUNWAY				
Order	No.	Competitor, School	Place	Mark
1	537	Ryan Tiffany (Sr.) Hampshire	_____	_____
2	69	Dan Brink (Jr.) Hillsboro	_____	_____
3	200	Derrick Allison (Sr.) Camp Point (Central)	_____	_____
4	493	Dave McClure (Jr.) Eureka	_____	_____
5	651	Ryan Martin (Sr.) Bethany	_____	_____
6	247	Brian Hager (Jr.) Pleasant Hill	_____	_____
7	154	Troy Jordal (Sr.) Leland (Co-op)	_____	_____
8	721	Wayne Brown (Sr.) Georgetown (G.-Ridge Farm)	_____	_____

FLIGHT NO. 3—SOUTH RUNWAY				
Order	No.	Competitor, School	Place	Mark
1	13	Doug Tobin (Sr.) Forreston	_____	_____
2	334	Neil Lopez (Jr.) Kewanee (Wethersfield)	_____	_____
3	150	Dan Kokes (Sr.) Hinckley (H.-Big Rock)	_____	_____
4	372	Jon Lewis (Sr.) Cairo	_____	_____
5	798	Josh Berryhill (Sr.) Elmwood Park	_____	_____
6	103	Brian Hoffek (Sr.) Williamsville	_____	_____
7	108	John Hofmann (Jr.) Aledo	_____	_____
8	125	Brent Shreeves (Sr.) Knoxville	_____	_____
9	571	Ryan Reifsteck (Sr.) Bismarck (B.-Henning)	_____	_____

**FLIGHT NO. 4—NORTH RUNWAY**

Order	No.	Competitor, School	Place	Mark
1	461	Cory Utterback (Sr.) Oblong	—	—
2	775	Darnell Burtin (Sr.) Chicago (Providence-St. Mel)	—	—
3	375	Kerwin Lowe (Sr.) Cairo	—	—
4	437	Jeremy Chaney (Sr.) Findlay	—	—
5	435	Brian Banning (Sr.) Cowden (C.-Herrick)	—	—
6	350	Jay Wingfield (Sr.) Varna (Mid-County) (Co-op)	—	—
7	464	Mike Rodgers (Jr.) Olney (East Richland)	—	—
8	600	Steve Brewer (So.) St. Anne	—	—
9	505	John Hurley (Sr.) Lewistown	—	—

**FLIGHT NO. 2—SOUTH RUNWAY**

Order	No.	Competitor, School	Place	Mark
1	94	Antwan Perry (So.) Decatur (Eisenhower)	—	—
2	272	Chris Coleman (Jr.) Quincy (H.S.)	—	—
3	541	Jimmie Mitchell (Jr.) Palatine (Fremd)	—	—
4	233	Brian Wolcott (Sr.) Tinley Park (Andrew)	—	—
5	75	Edwin Drane (So.) Bloomington (H.S.)	—	—
6	773	Tyjuan Culbreath (So.) Harvey (Thornton)	—	—
7	603	Cyrus Johnson (Jr.) North Chicago	—	—
8	126	Marcus Forrest (Jr.) Aurora (Waubonsie Valley)	—	—
9	138	Milton Bass (So.) Joliet (Central)	—	—
10	293	Mark Miley (Jr.) Alton (Sr.)	—	—

**Class AA Competitors**

**FLIGHT NO. 1—NORTH RUNWAY**

Order	No.	Competitor, School	Place	Mark
1	835	Shannon Hamilton (Sr.) Chicago (Kennedy)	—	—
2	882	Kevin Bourn (Jr.) Chicago (C. Vocational)	—	—
3	870	Larry Cochran (Jr.) Chicago (Steinmetz)	—	—
4	895	Phillip George (Sr.) Chicago (Young)	—	—
5	555	Jerry Salazar (Jr.) Rolling Meadows	—	—
6	406	Arian Taylor (Sr.) Chicago (Weber)	—	—
7	416	Fred Hunter (Sr.) Evanston (Twp.)	—	—
8	255	Tom Britton (Sr.) Geneseo (Darnall)	—	—
9	385	Mike Benton (So.) Rockford (Guilford)	—	—
10	459	Chad Nelson (Sr.) Effingham (H.S.)	—	—

**FLIGHT NO. 3—NORTH RUNWAY**

Order	No.	Competitor, School	Place	Mark
1	9	Chris Brown (Sr.) Elgin (Larkin)	—	—
2	160	Rodney Johnson (Sr.) Naperville (Central)	—	—
3	796	Jason Easterly (Jr.) South Holland (Thornwood)	—	—
4	485	Bernard Rogers (Jr.) Murphysboro	—	—
5	5	Rich Harris (Jr.) Carol Stream (Glenbard North)	—	—
6	759	Tracy Trimuel (Sr.) Dolton (Thornridge)	—	—
7	659	Edward Macklin (Jr.) Peoria (Manual)	—	—
8	611	Shannon King (So.) Waukegan	—	—
9	297	Richey Madison (Sr.) Alton (Sr.)	—	—
10	213	Richard Crothers (Sr.) Oak Forest	—	—

**FLIGHT NO. 4—SOUTH RUNWAY**

Order	No.	Competitor, School	Place	Mark
1	608	Nigel Cosey (Sr.) Waukegan	—	—
2	702	Todd Zych (Sr.) Downers Grove (South)	—	—
3	728	Anthony Williams (Jr.) Hillside (Proviso West)	—	—
4	146	Ryan Sylvester (Sr.) Morris	—	—
5	4	Dan Rinenbach (Sr.) Carol Stream (Glenbard North)	—	—
6	682	Ardel Leak (Sr.) Springfield (Southeast)	—	—
7	797	Reginald Torian (Jr.) South Holland (Thornwood)	—	—
8	39	Eric Bordeaux (Sr.) Streamwood	—	—
9	749	Jonathan Jordan (Sr.) Chicago Hts. (Bloom)	—	—
10	363	Eric Bowers (Sr.) Freeport (H.S.)	—	—

# Event No. 2

# Pole Vault

## Event Data

	Class A	Class AA
Total Qualifiers	34	36
Total Regular Qualifiers	32	30
Total Extra Qualifiers	2	6
No. of Flights	3	3
Time of Finals	11:00 a.m.	11:00 a.m.
Qualifying Standard	13-0	13-6

## Class A Sectional Performances

14-3 Bill Herbert (So.) Braidwood (Reed Custer)	12-6 Kris Koehler (Sr.) Shelbyville
14-0 Ben Williams (Jr.) Mahomet (M.-Seymour)	12-6 Chris Bridges (Sr.) Girard
13-6 Danny Rowatt (Jr.) Carterville	12-6 Jason Magistro (Sr.) Seneca
13-6 Mark Parages (Sr.) Norridge (Ridgewood)	12-3 Scott Preston (So.) Herscher
13-6 Chris Spencer (Jr.) Maple Park (Kaneland)	12-3 Jon Goetten (Sr.) Carrollton
13-6 Shane Bradford (Sr.) Neoga	12-0 Brian Barth (Sr.) Eureka
13-6 Josh Cavanaugh (Sr.) Monticello	12-0 Ryan Leifheit (Fr.) Sandwich
13-6 Denny Miller (Sr.) Maple Park (Kaneland)	12-0 Chris McNaught (Jr.) Kewanee (H.S.) (Co-op)
13-0 Dan Rakestraw (Jr.) Annawan	12-0 Justin Cross (So.) Herscher
13-0 Ryan Lovelace (Fr.) Carterville	12-0 Bob Kramer (So.) Pittsfield (Co-op)
13-0 Pete Wozniczka (Sr.) Norridge (Ridgewood)	11-6 Quentin Grommet (So.) Freeburg
13-0 Nathan Jackson (Sr.) Mahomet (M.-Seymour)	11-6 Ryan London (Jr.) Dupo
12-6 Jody Brue (Jr.) Normal (University)	11-6 Trevor Elliott (Sr.) Sandwich
12-6 Ely Hadowsky (Jr.) Pana	11-0 Adam Berg (So.) Oregon (Co-op)
12-6 Chad Thoma (Sr.) Bloomington (Central Catholic)	11-0 Mike McClelland (Sr.) Rushville
	10-6 Clint Allaman (Jr.) Monmouth (H.S.)
	10-0 Everett Albright (So.) Oregon (Co-op)
	10-0 Justin Norberg (Fr.) Orion
	10-0 Kevin McGinty (So.) Orion

## Class AA Sectional Performances

16-0 Daren McDonough (Sr.) Edwardsville (Sr.)	13-6 Mike Bracey (Sr.) Effingham (H.S.)
15-2 Kyle Barton (Sr.) Marion (H.S.)	13-6 Tom Farley (Sr.) Tinley Park (H.S.)
15-0 Nathan Plager (Jr.) Rockford (East)	13-6 Kris Wolf (Jr.) Sterling (H.S.)
14-6 Brian Wolcott (Sr.) Tinley Park (Andrew)	13-6 Ryan Carlson (Jr.) Rockford (East)
14-0 Cory Nagel (Sr.) Palatine (H.S.)	13-6 Dan Felton (Sr.) Wheaton (North)
14-0 Andy Harbeck (Sr.) Decatur (Mac Arthur)	13-6 Jeff Lynch (Sr.) Stanford (Olympia)
14-0 Joseph Lohmann (Sr.) New Lenox (Lincoln-Way)	13-6 Drew Orsinger (Sr.) Chicago (St. Ignatius)
14-0 Rhett Farrell (Sr.) Mt. Zion	13-6 Tracy Mix (Jr.) Ottawa (Twp.)
13-6 Luke Carlstrom (Sr.) Downers Grove (South)	13-6 Chris Rutland (Sr.) Glen Ellyn (Glenbard South)
13-6 Giovanni Alamilla (Jr.) Chicago (Gordon Tech)	13-6 Brian Hays (Sr.) Carol Stream (Glenbard North)
13-6 Nik Ludwig (Sr.) Aurora (Waubonsie Valley)	13-6 Mike Quinlan (Jr.) Roselle (Lake Park)
13-6 Travis Gardner (Sr.) Peoria (Richwoods)	13-0 Mike Gallinati (Sr.) Fox Lake (Grant)
13-6 Chris Datti (Sr.) Ottawa (Twp.)	13-0 Greg Lippert (Jr.) Belleville (East)
13-6 Bart Shafer (Sr.) Geneva	13-0 Brice Clendening (Jr.) Aurora (Waubonsie Valley)
13-6 Tom Krupa (So.) Mt. Prospect (Prospect)	13-0 Adam Belsley (Jr.) Morton
13-6 Mark Wojciechowski (So.) Lansing (T.F. South)	12-6 Art Miles (Sr.) Lincolnshire (Stevenson)
13-6 Rich Balnius (Sr.) Summit (Argo)	10-6 Brian Sanders (Sr.) Chicago (Lakeview)
13-6 Frank Gattone (Sr.) Glenview (Glenbrook South)	10-0 Roman Viere (Sr.) Chicago (Lakeview)

## Class A Competitors

FLIGHT NO. 1—SOUTH RUNWAY				
Order	No.	Competitor, School	Place	Mark
1	728	Nathan Jackson (Sr.) Mahomet (M.-Seymour)	_____	_____
2	809	Pete Wozniczka (Sr.) Norridge (Ridgewood)	_____	_____
3	399	Ryan Lovelace (Fr.) Carterville	_____	_____
4	307	Dan Rakestraw (Jr.) Annawan	_____	_____
5	551	Denny Miller (Sr.) Maple Park (Kaneland)	_____	_____
6	732	Josh Cavanaugh (Sr.) Monticello	_____	_____
7	446	Shane Bradford (Sr.) Neoga	_____	_____
8	547	Chris Spencer (Jr.) Maple Park (Kaneland)	_____	_____
9	808	Mark Parages (Sr.) Norridge (Ridgewood)	_____	_____
10	398	Danny Rowatt (Jr.) Carterville	_____	_____
11	729	Ben Williams (Jr.) Mahomet (M.-Seymour)	_____	_____
12	257	Bill Herbert (So.) Braidwood (Reed Custer)	_____	_____

FLIGHT NO. 2—NORTH RUNWAY				
Order	No.	Competitor, School	Place	Mark
1	245	Bob Kramer (So.) Pittsfield (Co-op)	_____	_____
2	592	Justin Cross (So.) Herscher	_____	_____
3	331	Chris McNaught (Jr.) Kewanee (H.S.) (Co-op)	_____	_____
4	177	Ryan Leifheit (Fr.) Sandwich	_____	_____
5	494	Brian Barth (Sr.) Eureka	_____	_____
6	209	Jon Goetten (Sr.) Carrollton	_____	_____
7	591	Scott Preston (So.) Herscher	_____	_____
8	302	Jason Magistro (Sr.) Seneca	_____	_____
9	64	Chris Bridges (Sr.) Girard	_____	_____
10	485	Kris Koehler (Sr.) Shelbyville	_____	_____
11	652	Chad Thoma (Sr.) Bloomington (Central Catholic)	_____	_____
12	81	Ely Hadowsky (Jr.) Pana	_____	_____
13	689	Jody Brue (Jr.) Normal (University)	_____	_____

**FLIGHT NO. 3—SOUTH RUNWAY**

Order	No.	Competitor, School	Place	Mark
1	135	Kevin McGinty (So.) Orion	—	—
2	134	Justin Norberg (Fr.) Orion	—	—
3	46	Everett Albright (So.) Oregon (Co-op)	—	—
4	129	Clint Allaman (Jr.) Monmouth (H.S.)	—	—
5	523	Mike McClelland (Sr.) Rushville	—	—
6	45	Adam Berg (So.) Oregon (Co-op)	—	—
7	178	Trevor Elliott (Sr.) Sandwich	—	—
8	614	Ryan London (Jr.) Dupo	—	—
9	629	Quentin Grommet (So.) Freeburg	—	—

**FLIGHT NO. 2—SOUTH RUNWAY**

Order	No.	Competitor, School	Place	Mark
1	405	Drew Orsinger (Sr.) Chicago (St. Ignatius)	—	—
2	122	Jeff Lynch (Sr.) Stanford (Olympia)	—	—
3	67	Dan Felton (Sr.) Wheaton (North)	—	—
4	380	Ryan Carlson (Jr.) Rockford (East)	—	—
5	292	Kris Wolf (Jr.) Sterling (H.S.)	—	—
6	236	Tom Farley (Sr.) Tinley Park (H.S.)	—	—
7	460	Mike Bracey (Sr.) Effingham (H.S.)	—	—
8	428	Frank Gattone (Sr.) Glenview (Glenbrook South)	—	—
9	741	Rich Balnius (Sr.) Summit (Argo)	—	—
10	775	Mark Wojciechowski (So.) Lansing (T.F. South)	—	—
11	537	Tom Krupa (So.) Mt. Prospect (Prospect)	—	—

**Class AA Competitors**

**FLIGHT NO. 1—NORTH RUNWAY**

Order	No.	Competitor, School	Place	Mark
1	11	Bart Shafer (Sr.) Geneva	—	—
2	67	Chris Datti (Sr.) Ottawa (Twp.)	—	—
3	666	Travis Gardner (Sr.) Peoria (Richwoods)	—	—
4	127	Nik Ludwig (Sr.) Aurora (Waubonsie Valley)	—	—
5	398	Giovanni Alamilla (Jr.) Chicago (Gordon Tech.)	—	—
6	707	Luke Carlstrom (Sr.) Downers Grove (South)	—	—
7	111	Rhett Farrell (Sr.) Mt. Zion	—	—
8	778	Joseph Lohmann (Sr.) New Lenox (Lincoln-Way)	—	—
9	104	Andy Harbeck (Sr.) Decatur (MacArthur)	—	—
10	553	Cory Nagel (Sr.) Palatine (H.S.)	—	—
11	233	Brian Wolcott (Sr.) Tinley Park (Andrew)	—	—
12	377	Nathan Plager (Jr.) Rockford (East)	—	—
13	467	Kyle Barton (Sr.) Marion (H.S.)	—	—
14	337	Daren McDonough (Sr.) Edwardsville (Sr.)	—	—

**FLIGHT NO. 3—NORTH RUNWAY**

Order	No.	Competitor, School	Place	Mark
1	848	Roman Viere (Sr.) Chicago (Lakeview)	—	—
2	847	Brian Sanders (Sr.) Chicago (Lakeview)	—	—
3	602	Art Miles (Sr.) Lincolnshire (Stevenson)	—	—
4	643	Adam Belsley (Jr.) Morton	—	—
5	128	Brice Clendening (Jr.) Aurora (Waubonsie Valley)	—	—
6	299	Greg Lippert (Jr.) Belleville (East)	—	—
7	579	Mike Gallinati (Sr.) Fox Lake (Grant)	—	—
8	23	Mike Quinlan (Jr.) Roselle (Lake Park)	—	—
9	6	Brian Hays (Sr.) Carol Stream (Glenbard North)	—	—
10	14	Chris Rutland (Sr.) Glen Ellyn (Glenbard South)	—	—
11	268	Tracy Mix (Jr.) Ottawa (Twp.)	—	—

# Event No. 3

# High Jump

### Event Data

	Class A	Class AA
Total Qualifiers	37	36
Total Regular Qualifiers	32	32
Total Extra Qualifiers	5	4
No. of Flights	3	3
Time of Finals	11:00 a.m.	1:00 p.m.
Qualifying Standard	6-4	6-5

## Class A Sectional Performances

6-7 Brent Wright (Sr.) Herscher	6-2 Jeff Lamb (Sr.)
6-7 Cory Utterback (Sr.) Oblong	Sidell (Jamaica) (Co-op)
6-6 Shawn Maze (Jr.)	6-2 Ryan Tiffany (Sr.)
Cambridge	Hampshire
6-6 Chris Scheldt (Sr.) Virden	6-2 Michael Glendenning (Jr.)
6-5 Kevin Sullivan (So.) Dunlap	Stillman Valley
6-5 Brian Banning (Sr.)	6-2 John Miller (Jr.) Rushville
Cowden (C.-Herrick)	6-2 Matt Daniel (Jr.) Tuscola
6-5 Tim Hardimon (Sr.)	6-2 David Rathmann (Jr.)
Cowden (C.-Herrick)	Genoa (G.-Kingston)
6-5 Neil Lindley (So.) Marshall	6-2 Mark Poffenberger (Jr.)
6-4 Ben Jones (Sr.)	Rochester
West Frankfort (Frankfort)	6-1 Steve Scheller (Sr.)
6-4 Nathan Hutchings (Sr.)	Mt. Olive
Sullivan	6-1 Billy Wills (Sr.) Coal City
6-4 Bill Martindale (Jr.) Cuba	6-1 Rod Drury (Sr.) Dwight
6-4 Earle Boyd (Sr.)	6-0 Ryan Wilson (Jr.) Sherrard
Edwardsville (Metro-	6-0 David Fiala (Jr.) Yorkville
East Lutheran)	6-0 Ryan Jimison (Jr.)
6-4 Rodney Beard (So.)	Cerro Gordo
Mounds (Meridian)	6-0 Dan Dudek (So.)
6-4 Kiley Gwaltney (Sr.) Fairfield	Elmwood Park
6-4 Scott Salisbury (So.)	6-0 Darryl Tandy (Jr.)
Kewanee (H.S.) (Co-op)	Piasa (Southwestern)
6-4 Tyrone Nesby (So.) Cairo	6-0 Tony Paprocki (Jr.)
6-3 Brian Sherman (So.)	6-0 Rock Island (Alleman)
Watseka (Co-op)	5-10 Brad Behrmann (Sr.)
6-2 Jim Engelkens (Sr.)	Freeburg
Fulton (H.S.)	5-10 Ray Sujewicz (Sr.)
6-2 Matt Malich (Jr.) Lisle (Sr.)	Wheaton (St. Francis)

## Class AA Sectional Performances

6-11 Chris Martin (Sr.)	6-5 Dave Carlson (Sr.)
St. Charles (H.S.)	Oak Park (Fenwick)
6-9 Duane Jackson (Sr.)	6-5 Kris McGee (Jr.)
Aurora (Waubonsie Valley)	Marion (H.S.)
6-9 David Evans (Sr.)	6-5 Stony Funderberg (Sr.)
Joliet (West)	Rock Falls
6-9 Tyrone Akin (Sr.)	6-5 Chris Brown (Sr.)
Aurora (East)	Elgin (Larkin)
6-8 Shannon King (So.)	6-5 Charles Medley (So.)
Waukegan	Springfield (Southeast)
6-7 Reginald Torian (Jr.)	6-3 Maurice Howard (Fr.)
South Holland (Thornwood)	Champaign (Central)
6-7 Justin Range (Jr.)	6-3 Jeff Hogkins (So.)
Edwardsville (Sr.)	Cary (C.-Grove)
6-7 Tim Thompson (Jr.)	6-3 John Peterson (Sr.)
Chillicothe (IVC)	Crystal Lake (South)
6-7 James Ballard (So.)	6-3 Eugene Anthony (So.)
Springfield (Lanphier)	East St. Louis (Lincoln)
6-7 Lonnie Whisker (Jr.)	6-3 Fred Wellington (Sr.)
Peoria (H.S.)	Evanston (Twp.)
6-7 Dan Silzer (Fr.)	6-3 Nelson Anderson (Jr.)
Lockport (Twp.)	Fox Lake (Grant)
6-6 Richard Crothers (Sr.)	6-3 Garrin Kay (Jr.)
Oak Forest	Crystal Lake (Central)
6-5 Dave Cook-Bey (Sr.)	6-1 Jeff Anderson (Fr.)
Arlington Hts. (Hersey)	Stanford (Olympia)
6-5 Matt Sturm (Jr.)	6-0 Lattimore Bruns (Sr.)
Berwyn-Cicero (Morton)	Chicago (Dunbar)
6-5 Nate Otto (Sr.) Deerfield	6-0 La Eatmon (Jr.)
6-5 Jamie Brueggeman (Sr.)	Chicago (Steinmetz)
Centralia	6-0 Byron Jackson (Jr.)
6-5 Phil Hilton (So.)	Chicago (St. Rita)
Ottawa (Twp.)	5-10 Dwayne Coleman (Jr.)
6-5 Samuel Digby (Jr.)	Chicago (Hirsch)
South Holland (Thornwood)	5-10 Anthony Jones (Jr.)
	Chicago (Westinghouse)

## Class A Competitors

### FLIGHT NO. 1

Order	No.	Competitor, School	Place	Mark
1	422	Rodney Beard (So.) Mounds (Meridian)	---	---
2	616	Earle Boyd (Sr.) Edwardsville (Metro-East Lutheran)	---	---
3	488	Bill Martindale (Jr.) Cuba	---	---
4	693	Nathan Hutchings (Sr.) Sullivan	---	---
5	428	Ben Jones (Sr.) West Frankfort (Frankfort)	---	---
6	445	Neil Lindley (So.) Marshall	---	---
7	436	Tim Hardimon (Sr.) Cowden (C.-Herrick)	---	---
8	435	Brian Banning (Sr.) Cowden (C.-Herrick)	---	---
9	317	Kevin Sullivan (So.) Dunlap	---	---
10	101	Chris Scheldt (Sr.) Virden	---	---
11	315	Shawn Maze (Jr.) Cambridge	---	---
12	461	Cory Utterback (Sr.) Oblong	---	---
13	583	Brent Wright (Sr.) Herscher	---	---

### FLIGHT NO. 2

Order	No.	Competitor, School	Place	Mark
1	95	Mark Poffenberger (Jr.) Rochester	---	---
2	536	David Rathmann (Jr.) Genoa (G.-Kingston)	---	---
3	753	Matt Daniel (Jr.) Tuscola	---	---
4	526	John Miller (Jr.) Rushville	---	---
5	53	Michael Glendenning (Jr.) Stillman Valley	---	---
6	537	Ryan Tiffany (Sr.) Hampshire	---	---
7	734	Jeff Lamb (Sr.) Sidell (Jamaica) (Co-op)	---	---
8	805	Matt Malich (Jr.) Lisle (Sr.)	---	---
9	20	Jim Engelkens (Sr.) Fulton (H.S.)	---	---
10	605	Brian Sherman (So.) Watseka (Co-op)	---	---
11	380	Tyrone Nesby (So.) Cairo	---	---
12	332	Scott Salisbury (So.) Kewanee (H.S.) (Co-op)	---	---
13	407	Kiley Gwaltney (Sr.) Fairfield	---	---

**FLIGHT NO. 3**

Order	No.	Competitor, School	Place	Mark
1	187	Ray Sujewicz (Sr.) Wheaton (St. Francis)	—	—
2	630	Brad Behrmann (Sr.) Freeburg	—	—
3	143	Tony Paprocki (Jr.) Rock Island (Alleman)	—	—
4	243	Darryl Tandy (Jr.) Piasa (Southwestern)	—	—
5	799	Dan Dudek (So.) Elmwood Park	—	—
6	659	Ryan Jimison (Jr.) Cerro Gordo	—	—
7	197	David Fiala (Jr.) Yorkville	—	—
8	146	Ryan Wilson (Jr.) Sherrard	—	—
9	272	Rod Drury (Sr.) Dwight	—	—
10	268	Billy Wills (Sr.) Coal City	—	—
11	233	Steve Scheller (Sr.) Mt. Olive	—	—

**FLIGHT NO. 2**

Order	No.	Competitor, School	Place	Mark
1	84	Maurice Howard (Fr.) Champaign (Central)	—	—
2	683	Charles Medley (So.) Springfield (Southeast)	—	—
3	9	Chris Brown (Sr.) Elgin (Larkin)	—	—
4	274	Stony Funderberg (Sr.) Rock Falls	—	—
5	468	Kris McGee (Jr.) Marion (H.S.)	—	—
6	738	Dave Carlson (Sr.) Oak Park (Fenwick)	—	—
7	800	Samuel Digby (Jr.) South Holland (Thornwood)	—	—
8	269	Phil Hilton (So.) Ottawa (Twp.)	—	—
9	458	Jamie Brueggeman (Sr.) Centralia	—	—
10	407	Nate Otto (Sr.) Deerfield	—	—
11	685	Matt Sturm (Jr.) Berwyn-Cicero (Morton)	—	—
12	517	Dave Cook-Bey (Sr.) Arlington Hts. (Hersey)	—	—

**Class AA Competitors**

**FLIGHT NO. 1**

Order	No.	Competitor, School	Place	Mark
1	213	Richard Crothers (Sr.) Oak Forest	—	—
2	144	Dan Silzer (Fr.) Lockport (Twp.)	—	—
3	663	Lonnie Whisker (Jr.) Peoria (H.S.)	—	—
4	680	James Ballard (So.) Springfield (Lanphier)	—	—
5	638	Tim Thompson (Jr.) Chillicothe (IVC)	—	—
6	338	Justin Range (Jr.) Edwardsville (Sr.)	—	—
7	797	Reginald Torian (Jr.) South Holland (Thornwood)	—	—
8	611	Shannon King (So.) Waukegan	—	—
9	124	Tyrone Akin (Sr.) Aurora (East)	—	—
10	140	David Evans (Sr.) Joliet (West)	—	—
11	129	Duane Jackson (Sr.) Aurora (Waubonsie Valley)	—	—
12	35	Chris Martin (Sr.) St. Charles (H.S.)	—	—

**FLIGHT NO. 3**

Order	No.	Competitor, School	Place	Mark
1	891	Anthony Jones (Jr.) Chicago (Westinghouse)	—	—
2	832	Dwayne Coleman (Jr.) Chicago (Hirsch)	—	—
3	210	Byron Jackson (Jr.) Chicago (St. Rita)	—	—
4	871	La Eatmon (Jr.) Chicago (Steinmetz)	—	—
5	823	Lattimore Bruns (Sr.) Chicago (Dunbar)	—	—
6	123	Jeff Anderson (Fr.) Stanford (Olympia)	—	—
7	359	Garrin Kay (Jr.) Crystal Lake (Central)	—	—
8	580	Nelson Anderson (Jr.) Fox Lake (Grant)	—	—
9	417	Fred Wellington (Sr.) Evanston (Twp.)	—	—
10	317	Eugene Anthony (So.) East St. Louis (Lincoln)	—	—
11	362	John Peterson (Sr.) Crystal Lake (South)	—	—
12	525	Jeff Hogkins (So.) Cary (C.-Grove)	—	—

# Event No. 4

# Shot Put

## Event Data

	Class A	Class AA
Total Qualifiers	38	34
Total Regular Qualifiers	32	32
Total Extra Qualifiers	6	2
No. of Flights	4	4
Time of Finals	11:00 a.m.	11:00 a.m.
Qualifying Standard	50-0	52-6

## Class A Sectional Performances

56-11	Dirk Handlin (Sr.) Mahomet (M.-Seymour)	49-9 <sup>1</sup> / <sub>2</sub>	Kent Grigsby (Sr.) Lewistown
53-10 <sup>1</sup> / <sub>2</sub>	Brandon Allen (Sr.) Eldorado	49-5	Jayson Herrick (Sr.) Lewistown
53-8 <sup>1</sup> / <sub>2</sub>	Jeff Hettinger (Jr.) Tuscola	49-2	Brian Benitez (Sr.) Sterling (Newman Central Catholic)
53-8 <sup>1</sup> / <sub>4</sub>	John Rohde (Sr.) Yorkville	48-11	Todd Nelson (Sr.) Joy (Westmer)
53-4	Eric Darden (Jr.) Georgetown (G.-Ridge Farm)	48-7	Andy Dornbush (Sr.) Erie
52-9	Jim Michael (Sr.) Fairfield	48-3 <sup>1</sup> / <sub>2</sub>	Jim Hines (Jr.) Watseka (Co-op)
52-8 <sup>3</sup> / <sub>4</sub>	Chris Blohm (Sr.) Princeton	48-2 <sup>1</sup> / <sub>2</sub>	James Mackey (Jr.) Lebanon
52-8 <sup>1</sup> / <sub>2</sub>	Jed Hartweg (Jr.) Kewanee (Wethersfield)	48-2	Brandon Pangle (Jr.) Clifton (Central)
51-5 <sup>1</sup> / <sub>4</sub>	Jason Jones (Sr.) Mendota	47-8	Seth Dunscomb (Jr.) Sullivan
51-1	Jim Concklin (Sr.) Bloomington (Central Catholic)	47-6	Mike Maddox (Jr.) Girard
51-1	Steve Vaughn (Sr.) Carlinville	47-3	Lyle Rich (So.) Lena (L.-Winslow)
51-0 <sup>1</sup> / <sub>2</sub>	Liam Cormier (Sr.) Girard	46-8 <sup>3</sup> / <sub>4</sub>	Dennis Bohlen (So.) Staunton
50-10 <sup>1</sup> / <sub>2</sub>	Tom Sondgeroth (Sr.) Mendota	46-6	Chris Rauch (Jr.) Newton
50-4	Pat McCullough (So.) Kankakee (McNamara)	46-4	Mark Meierhans (Sr.) Maple Park (Kaneland)
50-4	Chris Myers (Sr.) Lexington (Co-op)	46-2 <sup>3</sup> / <sub>4</sub>	Gordon Baker (Sr.) Chicago (Luther South)
50-3 <sup>1</sup> / <sub>4</sub>	Jeff Ohlson (Sr.) Princeton	45-8	Mike Nichols (Jr.) Casey (C.-Westfield)
50-1	Aaron Johnson (Jr.) Villa Grove	45-7 <sup>1</sup> / <sub>2</sub>	Matt Dutton (Sr.) Alexis
50-0	Matt Weddle (Sr.) Monticello	45-6	Chris Lee (Sr.) Maple Park (Kaneland)
49-10 <sup>3</sup> / <sub>4</sub>	Shannon Peters (Sr.) Trenton (Wesclin)	44-11	Monty Perry (Sr.) Melrose Park (Walther Lutheran)

## Class AA Sectional Performances

60-4 <sup>3</sup> / <sub>4</sub>	Keith Lozowski (Jr.) Palatine (Fremd)	52-9	Jim Guttridge (Sr.) Belvidere (H.S.)
58-1	LuCian Scott (Sr.) East St. Louis (Lincoln)	52-6 <sup>1</sup> / <sub>4</sub>	Flozell Adams (Jr.) Hillside (Proviso West)
56-10 <sup>1</sup> / <sub>2</sub>	Cedric Chapman (Sr.) Danville (H.S.)	52-2 <sup>1</sup> / <sub>2</sub>	Steve Miseti (Sr.) Wilmette (Loyola)
56-9 <sup>1</sup> / <sub>4</sub>	Dan Watson (Sr.) LaGrange (Lyons)	52-1 <sup>1</sup> / <sub>4</sub>	Dameon Dunbar (Sr.) East Moline (United)
56-9	Leo Perez (Jr.) Buffalo Grove	51-11 <sup>3</sup> / <sub>4</sub>	Monaletto Iverson (Sr.) Rockford (Auburn)
55-9	Anthony Jones (Sr.) Oak Lawn (Richards)	51-11	Dave Myerscough (Sr.) Charleston
54-7 <sup>1</sup> / <sub>4</sub>	David James (Jr.) East St. Louis (Sr.)	51-11	Kenton Mustain (Jr.) Galesburg
54-6 <sup>3</sup> / <sub>4</sub>	Paul Marshall (Sr.) Naperville (North)	51-6 <sup>1</sup> / <sub>2</sub>	Bill Reardon (Sr.) Wilmette (Loyola)
54-6	Mike Giometti (Sr.) Lake Forest (H.S.)	51-6 <sup>1</sup> / <sub>2</sub>	Mike Klutcharch (Sr.) Oak Lawn (Community)
54-1	Joe Duczak (Sr.) Streamwood	51-2	Dave Remter (Jr.) Antioch
54-1	Wayne Stewart (Jr.) East St. Louis (Sr.)	50-4	Dee Rodgers (Sr.) Mt. Vernon
53-6 <sup>3</sup> / <sub>4</sub>	Kerwin Waldroup (Sr.) Olympia Fields (Rich Central)	49-11 <sup>1</sup> / <sub>4</sub>	Jason Bennett (Sr.) Herrin
53-6	Ryan Landis (Sr.) Morton	48-8	Marc Hahn (Sr.) Chicago Hts. (Bloom)
53-6	Brad Trumpy (Sr.) Pekin	45-9	Steve Tillman (Sr.) Chicago (Steinmetz)
53-3 <sup>1</sup> / <sub>2</sub>	Rodney Simms (So.) Aurora (West)	44-7 <sup>3</sup> / <sub>4</sub>	Troy Henson (So.) Chicago (Hirsch)
53-1	Chuck Puleo (Sr.) Roselle (Lake Park)	39-5	Lemont Clark (Sr.) Chicago (Westinghouse)
52-11 <sup>1</sup> / <sub>2</sub>	Matt Sweeney (Sr.) Aurora (West)	39-3 <sup>1</sup> / <sub>2</sub>	Edwin Phillips (Sr.) Chicago (Austin)

## Class A Competitors

FLIGHT NO. 1—NORTHEAST CIRCLE				
Order	No.	Competitor, School	Place	Mark
1	807	Monty Perry (Sr.) Melrose Park (Walther Lutheran)	_____	_____
2	553	Chris Lee (Sr.) Maple Park (Kaneland)	_____	_____
3	114	Matt Dutton (Sr.) Alexis	_____	_____
4	431	Mike Nichols (Jr.) Casey (C.-Westfield)	_____	_____
5	771	Gordon Baker (Sr.) Chicago (Luther South)	_____	_____
6	552	Mark Meierhans (Sr.) Maple Park (Kaneland)	_____	_____
7	460	Chris Rauch (Jr.) Newton	_____	_____
8	249	Dennis Bohlen (So.) Staunton	_____	_____
9	40	Lyle Rich (So.) Lena (L.-Winslow)	_____	_____

FLIGHT NO. 2—NORTHWEST CIRCLE				
Order	No.	Competitor, School	Place	Mark
1	66	Mike Maddox (Jr.) Girard	_____	_____
2	700	Seth Dunscomb (Jr.) Sullivan	_____	_____
3	576	Brandon Pangle (Jr.) Clifton (Central)	_____	_____
4	640	James Mackey (Jr.) Lebanon	_____	_____
5	606	Jim Hines (Jr.) Watseka (Co-op)	_____	_____
6	318	Andy Dornbush (Sr.) Erie	_____	_____
7	121	Todd Nelson (Sr.) Joy Westmer	_____	_____
8	50	Brian Benitez (Sr.) Sterling (Newman Central Catholic)	_____	_____
9	510	Jayson Herrick (Sr.) Lewistown	_____	_____



FLIGHT NO. 3—NORTHEAST CIRCLE				
Order	No.	Competitor, School	Place	Mark
1	508	Kent Grigsby (Sr.) Lewistown	—	—
2	649	Shannon Peters (Sr.) Trenton (Wesclin)	—	—
3	733	Matt Weddle (Sr.) Monticello	—	—
4	762	Aaron Johnson (Jr.) Villa Grove	—	—
5	171	Jeff Ohlson (Sr.) Princeton	—	—
6	294	Chris Myers (Sr.) Lexington (Co-op)	—	—
7	285	Pat McCullough (So.) Kankakee (McNamara)	—	—
8	168	Tom Sondgeroth (Sr.) Mendota	—	—
9	65	Liam Cormier (Sr.) Girard	—	—
10	207	Steve Vaughn (Sr.) Carlinville	—	—

FLIGHT NO. 4—NORTHWEST CIRCLE				
Order	No.	Competitor, School	Place	Mark
1	653	Jim Concklin (Sr.) Bloomington, (Central Catholic)	—	—
2	167	Jason Jones (Sr.) Mendota	—	—
3	335	Jed Hartweg (Jr.) Kewanee (Wethersfield)	—	—
4	170	Chris Blohm (Sr.) Princeton	—	—
5	408	Jim Michael (Sr.) Fairfield	—	—
6	722	Eric Darden (Jr.) Georgetown (G.-Ridge Farm)	—	—
7	198	John Rohde (Sr.) Yorkville	—	—
8	754	Jeff Hettinger (Jr.) Tuscola	—	—
9	406	Brandon Allen (Sr.) Eldorado	—	—
10	730	Dirk Handlin (Sr.) Mahomet (M.-Seymour)	—	—

### Class AA Competitors

FLIGHT NO. 1—NORTHWEST RUNWAY				
Order	No.	Competitor, School	Place	Mark
1	815	Edwin Phillips (Sr.) Chicago (Austin)	—	—
2	892	Lemont Clark (Sr.) Chicago (Westinghouse)	—	—
3	833	Troy Henson (So.) Chicago (Hirsch)	—	—
4	872	Steve Tillman (Sr.) Chicago (Steinmetz)	—	—
5	750	Marc Hahn (Sr.) Chicago Hts. (Bloom)	—	—
6	463	Jason Bennett (Sr.) Herrin	—	—
7	479	Dee Rodgers (Sr.) Mt. Vernon	—	—
8	577	Dave Remter (Jr.) Antioch	—	—

FLIGHT NO. 2—NORTHEAST RUNWAY				
Order	No.	Competitor, School	Place	Mark
1	215	Mike Klutcharch (Sr.) Oak Lawn (Community)	—	—
2	450	Bill Reardon (Sr.) Wilmette (Loyola)	—	—
3	251	Kenton Mustain (Jr.) Galesburg	—	—
4	85	Dave Myerscough (Sr.) Charleston	—	—
5	366	Monaletto Iverson (Sr.) Rockford (Auburn)	—	—
6	250	Dameon Dunbar (Sr.) East Moline (United)	—	—
7	449	Steve Misetec (Sr.) Wilmette (Loyola)	—	—
8	729	Flozell Adams (Jr.) Hillside (Proviso West)	—	—

FLIGHT NO. 3—NORTHWEST RUNWAY				
Order	No.	Competitor, School	Place	Mark
1	348	Jim Guttridge (Sr.) Belvidere (H.S.)	—	—
2	132	Matt Sweeney (Sr.) Aurora (West)	—	—
3	24	Chuck Puleo (Sr.) Roselle (Lake Park)	—	—
4	133	Rodney Simms (So.) Aurora (West)	—	—
5	650	Brad Trumpy (Sr.) Pekin	—	—
6	644	Ryan Landis (Sr.) Morton	—	—
7	790	Kerwin Waldroup (Sr.) Olympia Fields (Rich Central)	—	—
8	336	Wayne Stewart (Jr.) East St. Louis (Sr.)	—	—
9	43	Joe Duczak (Sr.) Streamwood	—	—

FLIGHT NO. 4—NORTHEAST RUNWAY				
Order	No.	Competitor, School	Place	Mark
1	584	Mike Giometti (Sr.) Lake Forest (H.S.)	—	—
2	164	Paul Marshall (Sr.) Naperville (North)	—	—
3	335	David James (Jr.) East St. Louis (Sr.)	—	—
4	223	Anthony Jones (Sr.) Oak Lawn (Richards)	—	—
5	523	Leo Perez (Jr.) Buffalo Grove	—	—
6	731	Dan Watson (Sr.) LaGrange (Lyons)	—	—
7	92	Cedric Chapman (Sr.) Danville (H.S.)	—	—
8	318	LuCian Scott (Sr.) East St. Louis (Lincoln)	—	—
9	546	Keith Lozowski (Jr.) Palatine (Fremd)	—	—

# Event No. 5

# Triple Jump

## Event Data

	Class A	Class AA
Total Qualifiers	32	42
Total Regular Qualifiers	32	32
Total Extra Qualifiers	0	10
No. of Flights	4	4
Time of Finals	12:00 noon	1:15 p.m.
Qualifying Standard	43-9 1/2	44-7

## Class A Sectional Performances

45-5 3/4	Mike Rodgers (Jr.) Olney (East Richland)	42-5 3/4	Ken Anderson (Jr.) Chicago (Providence-St. Mel)
45-4 1/2	Tyrone Nesby (So.) Cairo	42-5 1/2	Dorian Jeans (Sr.) Greenville
44-10 1/2	John Lewis (Sr.) Cairo	42-4 3/4	David Rathmann (Jr.) Genoa (G.-Kingston)
44-9 3/4	John Hurley (Sr.) Lewistown	42-3 1/2	Bob Bogle (Jr.) Waterman
44-8	Mike Smith (Sr.) Alexis	42-3 1/4	Mark Poffenberger (Jr.) Rochester
44-0	Neil Lopez (Jr.) Kewanee (Wethersfield)	41-11	Matt Jewell (Sr.) Forreston
44-0	Dan Kokes (Sr.) Hinckley (H.-Big Rock)	41-8 3/4	Marty Kumer (Sr.) Lewistown
43-11 1/2	Tom Hart (Jr.) Pittsfield (Co-op)	41-2	Gene Pigg (Jr.) Abingdon
43-9	Aaron Spicer (So.) Flora	41-0 1/4	Mark Monahan (Sr.) Arcola
43-4	Todd Graham (Sr.) Sandwich	41-0 1/4	Brian Hoffek (Sr.) Williamsville
43-1 1/2	Ishmael McGhee (Sr.) St. Anne	40-10 1/4	Bryan Jones (Jr.) Mahomet (M.-Seymour)
43-1	Ryan Martin (Sr.) Bethany	40-8 3/4	Ryan Jimison (Jr.) Cerro Gordo
43-0 3/4	Chris Rothert (Sr.) Warsaw	40-4 3/4	Luke Huisman (Sr.) Lansing (Illiana Christian)
43-0 1/2	Dan Rakestraw (Jr.) Annawan	40-1 1/2	Cernyn Macon (Sr.) Madison (Co-op)
42-9	John Ball (Jr.) Chicago (Providence-St. Mel)	40-0	Billy Wills (Sr.) Coal City
42-8	Ryan Reifsteck (Sr.) Bismarck (B.-Henning)		
42-7	Michael Glendenning (Jr.) Stillman Valley		

## Class AA Sectional Performances

50-2 1/4	Jonathan Jordan (Sr.) Chicago Hts. (Bloom)	45-8 3/4	Michael Blair (Sr.) South Holland (Thornwood)
49-1	Antonio Cooper (Sr.) Dolton (Thornridge)	44-8	Sam LeBron (Sr.) Wheaton (Central)
46-10 1/2	Tyjuan Culbreath (So.) Harvey (Thornton)	45-6 1/2	Orlando Heard (Jr.) Olympia Fields (Rich Central)
46-9 1/2	Adam Hodges (Jr.) Decatur (Eisenhower)	44-11	Terrence Marable (So.) Chicago Hts. (Marian)
46-9	Brian Jackson (Sr.) South Holland (Thornwood)	44-7 3/4	Ameer Taylor (Jr.) Flossmoor (Homewood-F.)
46-7	Andre Lopez (Jr.) Maywood (Proviso East)	44-7 1/2	Fred Hunter (Sr.) Evanston (Twp.)
46-4 1/2	Edwin Drane (So.) Bloomington (H.S.)	44-7 1/2	Joe Verdone (Sr.) Lockport (Twp.)
46-4 1/4	Richey Madison (Sr.) Alton (Sr.)	44-7 1/4	Chris Brown (Sr.) Elgin (Larkin)
46-1	Brent Towers (Jr.) Dolton (Thornridge)	44-6	Sekou Smith (So.) Evanston (Twp.)
46-0	Clayton Rowe (Jr.) Decatur (MacArthur)	44-3	Mike Dunn (Sr.) Waukegan
45-8 1/2	Tracy Hendricks (Sr.) East St. Louis (Lincoln)	43-9 1/2	Tom Britton (Sr.) Geneseo (Darnall)
45-5	Meechie Jones (Jr.) Peoria (H.S.)	43-9	Jason Roitburd (Sr.) Sycamore
45-4	Bernard Rogers (Jr.) Murphysboro	43-6 1/2	Donovan McNabb (So.) Chicago (Mt. Carmel)
45-3 1/2	Dave Liszka (Sr.) Sycamore	43-6 1/4	Josh Crisp (Jr.) East Moline (United)
45-2 1/4	Nick Vitellaro (So.) Roselle (Lake Park)	43-4 1/2	Tom Moore (Jr.) O'Fallon
44-11 1/2	Kan Hor (Sr.) Libertyville	43-3 1/2	Tony Hurd (Jr.) Hoffman Estates (H.S.)
44-10	Anthony Williams (Jr.) Hillside (Proviso West)	42-9 1/2	Darryl Mitchell (Sr.) Oak Lawn (Richards)
44-9 3/4	Jimmie Mitchell (Jr.) Palatine (Fremd)	42-6	Dennis Robinson (Jr.) Chicago (Steinmetz)
44-9	Brandon Parram (Jr.) Naperville (Central)	41-6	Jaffry Hooks (Jr.) Chicago (Young)
44-9	James Ballard (So.) Springfield (Lanphier)	41-3	Kendell Joseph (Sr.) Chicago (Steinmetz)
44-9	Byron Topps (So.) Decatur (MacArthur)	41-2	Bernard Cooper (Sr.) Chicago (C.-Vocational)

## -Class A Competitors

### FLIGHT NO. 1—RUNWAY A

Order	No.	Competitor, School	Place	Mark
1	268	Billy Wills (Sr.) Coal City	_____	_____
2	643	Cernyn Macon (Sr.) Madison (Co-op)	_____	_____
3	293	Luke Huisman (Sr.) Lansing (Illiana Christian)	_____	_____
4	731	Bryan Jones (Jr.) Mahomet (M.-Seymour)	_____	_____
5	103	Brian Hoffek (Sr.) Williamsville	_____	_____
6	105	Gene Pegg (Jr.) Abingdon	_____	_____
7	504	Marty Kumer (Sr.) Lewistown	_____	_____
8	14	Matt Jewell (Sr.) Forreston	_____	_____

### FLIGHT NO. 2—RUNWAY B

Order	No.	Competitor, School	Place	Mark
1	659	Ryan Jimison (Jr.) Cerro Gordo	_____	_____
2	709	Mark Monahan (Sr.) Arcola	_____	_____
3	565	Bob Bogle (Jr.) Waterman	_____	_____
4	632	Dorian Jeans (Sr.) Greenville	_____	_____
5	778	Ken Anderson (Jr.) Chicago (Providence-St. Mel)	_____	_____
6	53	Michael Glendenning (Jr.) Stillman Valley	_____	_____
7	571	Ryan Reifsteck (Sr.) Bismarck (B.-Henning)	_____	_____
8	780	John Ball (Jr.) Chicago (Providence-St. Mel)	_____	_____

### FLIGHT NO. 3—RUNWAY A

Order	No.	Competitor, School	Place	Mark
1	95	Mark Poffenberger (Jr.) Rochester	_____	_____
2	536	David Rathmann (Jr.) Genoa (G.-Kingston)	_____	_____
3	307	Dan Rakestraw (Jr.) Annawan	_____	_____
4	250	Chris Rothert (Sr.) Warsaw	_____	_____
5	651	Ryan Martin (Sr.) Bethany	_____	_____
6	602	Ishmael McGhee (Sr.) St. Anne	_____	_____
7	176	Todd Graham (Sr.) Sandwich	_____	_____
8	443	Aaron Spicer (So.) Flora	_____	_____

FLIGHT NO. 4—RUNWAY B				
Order	No.	Competitor, School	Place	Mark
1	246	Tom Hart (Jr.) Pittsfield (Co-op)	—	—
2	150	Dan Kokes (Sr.) Hinckley (H.-Big Rock)	—	—
3	334	Neil Lopez (Jr.) Kewanee (Wethersfield)	—	—
4	113	Mike Smith (Sr.) Alexis	—	—
5	505	John Hurley (Sr.) Lewistown	—	—
6	372	John Lewis (Sr.) Cairo	—	—
7	380	Tyrone Nesby (So.) Cairo	—	—
8	464	Mike Rodgers (Jr.) Olney (East Richland)	—	—

FLIGHT NO. 3—RUNWAY A				
Order	No.	Competitor, School	Place	Mark
1	418	Sekou Smith (So.) Evanston (Twp.)	—	—
2	9	Chris Brown (Sr.) Elgin (Larkin)	—	—
3	416	Fred Hunter (Sr.) Evanston (Twp.)	—	—
4	752	Terence Marable (So.) Chicago Hts. (Marian)	—	—
5	801	Michael Blair (Sr.) South Holland (Thornwood)	—	—
6	105	Byron Topps (So.) Decatur (MacArthur)	—	—
7	161	Brandon Parram (Jr.) Naperville (Central)	—	—
8	594	Kan Hor (Sr.) Libertyville	—	—
9	27	Nick Vitellaro (So.) Roselle (Lake Park)	—	—
10	485	Bernard Rogers (Jr.) Murphysboro	—	—

### Class AA Competitors

FLIGHT NO. 1—RUNWAY A				
Order	No.	Competitor, School	Place	Mark
1	883	Bernard Cooper (Sr.) Chicago (C.-Vocational)	—	—
2	874	Kendell Joseph (Sr.) Chicago (Steinmetz)	—	—
3	898	Jaffry Hooks (Jr.) Chicago (Young)	—	—
4	224	Darryl Mitchell (Sr.) Oak Lawn (Richards)	—	—
5	536	Tony Hurd (Jr.) Hoffman Estates (H.S.)	—	—
6	491	Tom Moore (Jr.) O'Fallon	—	—
7	247	Josh Crisp (Jr.) East Moline (United)	—	—
8	204	Donovan McNabb (So.) Chicago (Mt. Carmel)	—	—
9	395	Jason Roitburd (Sr.) Sycamore	—	—
10	255	Tom Britton (Sr.) Geneseo (Darnall)	—	—

FLIGHT NO. 4—RUNWAY B				
Order	No.	Competitor, School	Place	Mark
1	664	Meechie Jones (Jr.) Peoria (H.S.)	—	—
2	319	Tracy Hendricks (Sr.) East St. Louis (Lincoln)	—	—
3	103	Clayton Rowe (Jr.) Decatur (MacArthur)	—	—
4	754	Brent Towers (Jr.) Dolton (Thornridge)	—	—
5	297	Richey Madison (Sr.) Alton (Sr.)	—	—
6	75	Edwin Drane (So.) Bloomington (H.S.)	—	—
7	736	Andre Lopez (Jr.) Maywood (Proviso East)	—	—
8	795	Brian Jackson (Sr.) South Holland (Thornwood)	—	—
9	95	Adam Hodges (Jr.) Decatur (Eisenhower)	—	—
10	773	Tyjuan Culbreath (So.) Harvey (Thornton)	—	—
11	753	Antonio Cooper (Sr.) Dolton (Thornridge)	—	—
12	749	Jonathan Jordan (Sr.) Chicago Hts. (Bloom)	—	—

FLIGHT NO. 2—RUNWAY B				
Order	No.	Competitor, School	Place	Mark
1	873	Dennis Robinson (Jr.) Chicago (Steinmetz)	—	—
2	612	Mike Dunn (Sr.) Waukegan	—	—
3	145	Joe Verdone (Sr.) Lockport (Twp.)	—	—
4	765	Ameer Taylor (Jr.) Flossmoor (Homewood-F.)	—	—
5	783	Orlando Heard (Jr.) Olympia Fields (Rich Central)	—	—
6	49	Sam LeBron (Sr.) Wheaton (Central)	—	—
7	680	James Ballard (So.) Springfield (Lanphier)	—	—
8	541	Jimmie Mitchell (Jr.) Palatine (Fremd)	—	—
9	728	Anthony Williams (Jr.) Hillside (Proviso West)	—	—
10	394	Dave Liszka (Sr.) Sycamore	—	—

# Event No. 6

# Discus

### Event Data

	Class A	Class AA
Total Qualifiers	33	45
Total Regular Qualifiers	32	32
Total Extra Qualifiers	1	13
No. of Flights	4	5
Time of Finals	12:00 noon	1:00 p.m.
Qualifying Standard	147-0	152-0

## Class A Sectional Performances

182-0	Dirk Handlin (Sr.) Mahomet (M.-Seymour)	143-9	Chris Blohm (Sr.) Princeton
162-2	Seth Dunscomb (Jr.) Sullivan	143-8	Matt Herron (Sr.) Girard
161-1	Mike Maddox (Jr.) Girard	143-0	Richard Walton (Jr.) West Frankfort (Frankfort)
156-4	Dustin Jones (Jr.) Herscher	142-9	Steve Hamacker (Sr.) LaMoille (Co-op)
156-1	Monty Perry (Sr.) Melrose Park (Walther Lutheran)	141-0	Chris Rauch (Jr.) Newton
155-9	Aaron Lovell (Sr.) Dupo	140-5	Scott Johnson (Jr.) Westmont
153-5	Josh Schupbach (Jr.) Princeville (Co-op)	140-1½	Kevin English (Jr.) Bushnell (B.-Prairie City) (Co-op)
150-11	Matt Dutton (Sr.) Alexis	138-7	Chris Myers (Sr.) Lexington (Co-op)
150-9	Chris Shirkey (Jr.) Coal City	137-3	Mike Simler (Sr.) Dakota
150-8	Eric Darden (Jr.) Georgetown (G.-Ridge Farm)	136-6	Jamie Satterfield (Jr.) Harrisburg
150-0	Chad Kinsey (Sr.) Sherrard	134-8	Ben Seelye (Jr.) Wauconda
149-11	Jason Ferguson (Sr.) Annawan	133-3	Ed Wilcox (Jr.) Lewistown
148-10	Kevin Adkisson (Sr.) Roseville	132-11	Dan Richardt (Jr.) Robinson
148-5	Shannon Peters (Sr.) Trenton (Wesclin)	132-2	Ted Janecek (Sr.) Maple Park (Kaneland)
144-9	Chad Ritchie (Jr.) Colfax (Ridgeview)	132-0	Mike Elliott (Sr.) Winchester
144-2	Steve Vaughn (Sr.) Carlinville	125-11	Benjy Grant (Jr.) Fulton (H.S.)
144-1	Jim Concklin (Sr.) Bloomington (Central Catholic)		

## Class AA Sectional Performances

180-2	Chad Pugh (Sr.) Oswego	154-8	Jim Wendler (Jr.) Wheeling
172-10	Cedric Chapman (Sr.) Danville (H.S.)	154-5	Chris Muth (Jr.) Roselle (Lake Park)
171-5	Matt Sweeney (Sr.) Aurora (West)	154-0	Tristan Geiger (Jr.) Chicago (St. Rita)
167-5	Tom Taylor (Jr.) Highland (H.S.)	153-10	Steve Manos (Sr.) Burbank (St. Laurence)
167-4	Mike Giometti (Sr.) Lake Forest (H.S.)	153-8	Brad Trumpy (Sr.) Pekin
166-9	Keith Lozowski (Jr.) Palatine (Fremd)	153-7	Leo Perez (Jr.) Buffalo Grove
165-0	Dave Remter (Jr.) Antioch	152-5	Brad Jaehn (Jr.) Buffalo Grove
164-6	Darnell Carter (Sr.) Bolingbrook	152-3	LuCian Scott (Sr.) East St. Louis (Lincoln)
164-4	Dave Myerscough (Sr.) Charleston	152-1	George Houck (Sr.) Rolling Meadows
163-6	Paul Marshall (Jr.) Naperville (North)	150-5	Elroy Hill (Sr.) Evanston (Twp.)
162-11	Brian Roper (Sr.) Ottawa (Twp.)	145-10	Ray Robey (Jr.) Rockford (Auburn)
162-4	Ryan Mueller (Sr.) Mascoutah	145-6	Andy Reinwald (Sr.) Northbrook (Glenbrook North)
162-0	Anthony Jones (Sr.) Oak Lawn (Richards)	144-4	Jim Homoly (Sr.) Elmhurst (York)
161-9	Robert Herring (Jr.) Mt. Vernon	141-7	Ken Norkus (Jr.) Darlen (Hinsdale South)
160-0	Marc Pytlewicz (Jr.) Roselle (Lake Park)	141-3	George Kosmitis (Sr.) Calumet City (T.F. North)
159-8	Larry Curry (Sr.) Granite City	140-10	John Cocciatore (Sr.) Rockford (Boylan)
159-5	Ted Huber (Sr.) Mascoutah	139-1	Michael Blair (Sr.) South Holland (Thornwood)
159-0	Brent Fisher (Jr.) Rock Island (H.S.)	127-5	Steve Tillman (Sr.) Chicago (Steinmentz)
158-8	Greg Blew (Jr.) Chillicothe (IVC)	125-8	Trevon Scott (So.) Chicago (Morgan Park)
158-8	John Spillane (Sr.) Batavia	120-4	Chris Campbell (Sr.) Chicago (C.-Vocational)
158-0	Vince Reh (Jr.) Wheaton (North)	117-4	Troy Henson (So.) Chicago (Hirsch)
156-2	Jason Klenke (Jr.) Highland (H.S.)		
155-0	Kevin Bradley (Jr.) Peoria (H.S.)		
154-11	Tony Smith (Jr.) Lombard (Glenbard East)		

## Class A Competitors

FLIGHT NO. 1—NORTH FIELD			
Order	No.	Competitor, School	Place
1	24	Benjy Grant (Jr.) Fulton (H.S.)	_____
2	252	Mike Elliott (Sr.) Winchester	_____
3	548	Ted Janecek (Sr.) Maple Park (Kaneland)	_____
4	482	Dan Richardt (Jr.) Robinson	_____
5	509	Ed Wilcox (Jr.) Lewistown	_____
6	568	Ben Seelye (Jr.) Wauconda	_____
7	417	Jamie Satterfield (Jr.) Harrisburg	_____
8	8	Mike Simler (Sr.) Dakota	_____

FLIGHT NO. 2—SOUTH FIELD			
Order	No.	Competitor, School	Place
1	294	Chris Myers (Sr.) Lexington (Co-op)	_____
2	487	Kevin English (Jr.) Bushnell (B.-Prairie City) (Co-op)	_____
3	811	Scott Johnson (Jr.) Westmont	_____
4	460	Chris Rauch (Jr.) Newton	_____
5	153	Steve Hamacker (Sr.) LaMoille (Co-op)	_____
6	429	Richard Walton (Jr.) West Frankfort (Frankfort)	_____
7	67	Matt Herron (Sr.) Girard	_____
8	170	Chris Blohm (Sr.) Princeton	_____

FLIGHT NO. 3—NORTH FIELD			
Order	No.	Competitor, School	Place
1	653	Jim Concklin (Sr.) Bloomington (Central Catholic)	_____
2	207	Steve Vaughn (Sr.) Carlinville	_____
3	577	Chad Ritchie (Jr.) Colfax (Ridgeview)	_____
4	649	Shannon Peters (Sr.) Trenton (Wesclin)	_____
5	145	Kevin Adkisson (Sr.) Roseville	_____
6	314	Jason Ferguson (Sr.) Annawan	_____
7	147	Chad Kinsey (Sr.) Sherrard	_____
8	722	Eric Darden (Jr.) Georgetown (G.-Ridge Farm)	_____

FLIGHT NO. 4—SOUTH FIELD				
Order	No.	Competitor, School	Place	Mark
1	269	Chris Shirkey (Jr.) Coal City	_____	_____
2	114	Matt Dutton (Sr.) Alexis	_____	_____
3	342	Josh Schupbach (Jr.) Princeville (Co-op)	_____	_____
4	615	Aaron Lovell (Sr.) Dupo	_____	_____
5	807	Monty Perry (Sr.) Melrose Park (Walther Lutheran)	_____	_____
6	593	Dustin Jones (Jr.) Herscher	_____	_____
7	66	Mike Maddox (Jr.) Girard	_____	_____
8	700	Seth Dunscomb (Sr.) Sullivan	_____	_____
9	730	Dirk Handlin (Sr.) Mahomet (M.-Seymour)	_____	_____

FLIGHT NO. 3—NORTH RUNWAY				
Order	No.	Competitor, School	Place	Mark
1	211	Tristan Geiger (Jr.) Chicago (St. Rita)	_____	_____
2	26	Chris Muth (Jr.) Roselle (Lake Park)	_____	_____
3	570	Jim Wendler (Jr.) Wheeling	_____	_____
4	16	Tony Smith (Jr.) Lombard (Glenbard East)	_____	_____
5	665	Kevin Bradley (Jr.) Peoria (H.S.)	_____	_____
6	465	Jason Klenke (Jr.) Highland (H.S.)	_____	_____
7	68	Vince Reh (Jr.) Wheaton (North)	_____	_____
8	2	John Spillane (Sr.) Batavia	_____	_____
9	639	Greg Blew (Jr.) Chillicothe (IVC)	_____	_____

### Class AA Competitors

FLIGHT NO. 1—NORTH RUNWAY				
Order	No.	Competitor, School	Place	Mark
1	833	Troy Henson (So.) Chicago (Hirsch)	_____	_____
2	888	Chris Campbell (Sr.) Chicago (C. Vocational)	_____	_____
3	860	Trevon Scott (So.) Chicago (Morgan Park)	_____	_____
4	872	Steve Tillman (Sr.) Chicago (Steinmetz)	_____	_____
5	801	Michael Blair (Sr.) South Holland (Thornwood)	_____	_____
6	369	John Cacciatore (Sr.) Rockford (Boylan)	_____	_____
7	747	George Kosmitis (Sr.) Calumet City (T.F. North)	_____	_____
8	686	Ken Norkus (Jr.) Darien (Hinsdale South)	_____	_____
9	722	Jim Homoly (Sr.) Elmhurst (York)	_____	_____

FLIGHT NO. 4—SOUTH RUNWAY				
Order	No.	Competitor, School	Place	Mark
1	285	Brent Fisher (Jr.) Rock Island (H.S.)	_____	_____
2	471	Ted Huber (Sr.) Mascoutah	_____	_____
3	339	Larry Curry (Sr.) Granite City	_____	_____
4	25	Marc Pytlewicz (Jr.) Roselle (Lake Park)	_____	_____
5	483	Robert Herring (Jr.) Mt. Vernon	_____	_____
6	223	Anthony Jones (Sr.) Oak Lawn (Richards)	_____	_____
7	470	Ryan Mueller (Sr.) Mascoutah	_____	_____
8	270	Brian Roper (Sr.) Ottawa (Twp.)	_____	_____
9	164	Paul Marshall (Sr.) Naperville (North)	_____	_____

FLIGHT NO. 2—SOUTH RUNWAY				
Order	No.	Competitor, School	Place	Mark
1	430	Andy Reinwald (Sr.) Northbrook (Glenbrook North)	_____	_____
2	367	Ray Robey (Jr.) Rockford (Auburn)	_____	_____
3	419	Elroy Hill (Sr.) Evanston (Twp.)	_____	_____
4	556	George Houck (Sr.) Rolling Meadows	_____	_____
5	318	LuCian Scott (Sr.) East St. Louis (Lincoln)	_____	_____
6	524	Brad Jaehn (Jr.) Buffalo Grove	_____	_____
7	523	Leo Perez (Jr.) Buffalo Grove	_____	_____
8	650	Brad Trumpy (Sr.) Pekin	_____	_____
9	183	Steve Manos (Sr.) Burbank (St. Laurence)	_____	_____

FLIGHT NO. 5—NORTH RUNWAY				
Order	No.	Competitor, School	Place	Mark
1	85	Dave Myerscough (Sr.) Charleston	_____	_____
2	135	Darnell Carter (Sr.) Bolingbrook	_____	_____
3	577	Dave Remter (Jr.) Antioch	_____	_____
4	546	Keith Lozowski (Jr.) Palatine (Fremd)	_____	_____
5	584	Mike Giometti (Sr.) Lake Forest (H.S.)	_____	_____
6	464	Tom Taylor (Jr.) Highland (H.S.)	_____	_____
7	132	Matt Sweeney (Sr.) Aurora (West)	_____	_____
8	92	Cedric Chapman (Sr.) Danville (H.S.)	_____	_____
9	180	Chad Pugh (Sr.) Oswego	_____	_____

# Event No. 7

# 3200-Meter Relay

### Event Data

	Class A	Class AA
Total Qualifiers	35	32
Total Regular Qualifiers	32	32
Total Extra Qualifiers	3	0
No. of Heats	3	3
Time of Finals	12:15 p.m.	12:15 p.m.
Qualifying Standard	8:25.0	8:00.0

## Class A Sectional Performances

8:09.9	St. Joseph (S.J.-Ogden)	8:19.7	Georgetown (G.-Ridge Farm)
8:12.9	Byron	8:20.7	Breese (Mater Dei)
8:12.9	Wheaton (St. Francis)	8:21.9	Rock Island (Alleman)
8:13.4	Normal (University)	8:22.1	Herscher
8:14.9	Coal City	8:23.4	Tampico (Co-op)
8:14.9	Lena (L.-Winslow)	8:23.7	Benton
8:16.2	Maple Park (Kaneland)	8:25.0	Newton
8:17.6	Flora	8:25.8	Freeburg
8:18.1	Sullivan	8:28.0	Carterville
8:18.3	Joy (Westmer)	8:30.2	Mt. Olive
8:18.3	Robinson	8:30.6	Eureka
8:18.6	Washburn (Lowpoint-W.) (Co-op)	8:31.8	Pawnee (Co-op)
8:18.9	Rushville	8:32.1	Carlinsville
8:18.9	Lemont (H.S.)	8:36.1	Elmwood Park
8:19.0	Deland (D.-Weldon)	8:36.1	St. Anne
8:19.1	Kankakee (McNamara)	8:36.4	Marengo
8:19.5	Kewanee (H.S.) (Co-op)	8:40.9	Chicago (Luther North)
		8:44.4	Pana

## Class AA Sectional Performances

7:54.0	East St. Louis (Sr.)	8:07.0	Antioch
7:58.9	East St. Louis (Lincoln)	8:07.4	Bradley (B.-Bourbonnais)
7:59.5	Schaumburg	8:07.6	Wilmette (Loyola)
7:59.5	Pekin	8:08.8	Harvey (Thornton)
7:59.5	Wheaton (North)	8:10.0	Chicago (Marist)
8:00.1	Mt. Vernon	8:10.2	Park Ridge (Maine South)
8:00.8	Stanford (Olympia)	8:10.8	Rockford (East)
8:01.4	Oswego	8:12.5	Arlington Hts. (Hersey)
8:01.6	Crystal Lake (Central)	8:13.2	Orland Park (Sandburg)
8:02.3	Peoria (Manual)	8:16.3	Naperville (Central)
8:03.1	St. Charles (H.S.)	8:45.6	Chicago (C. Vocational)
8:03.2	Normal (Community)	8:57.0	Chicago (Kenwood)
8:03.4	Elmhurst (York)	9:00.4	Chicago (Austin)
8:04.7	Sterling (H.S.)	9:10.0	Chicago (Steinmetz)
8:05.8	Dixon		
8:06.0	Libertyville		
8:06.7	Salem		
8:07.0	Downers Grove (South)		

## Class A Competitors

### HEAT NO. 1

Alley	School	Place	Time
1-1	St. Joseph (S.J.-Ogden)	_____	_____
1-2	Rushville	_____	_____
1-3	Freeburg	_____	_____
2-1	Byron	_____	_____
2-2	Georgetown (G.-Ridge Farm)	_____	_____
2-3	Carlinsville	_____	_____
3-1	Maple Park (Kaneland)	_____	_____
3-2	Breese (Mater Dei)	_____	_____
3-3	Elmwood Park	_____	_____
4-1	Washburn (Lowpoint-W.) (Co-op)	_____	_____
4-2	Newton	_____	_____
4-3	Pana	_____	_____

### HEAT NO. 2

Alley	School	Place	Time
1-1	Wheaton (St. Francis)	_____	_____
1-2	Lemont (H.S.)	_____	_____
1-3	Carterville	_____	_____
2-1	Lena (L.-Winslow)	_____	_____
2-2	Kewanee (H.S.) (Co-op)	_____	_____
2-3	Pawnee (Co-op)	_____	_____
3-1	Flora	_____	_____
3-2	Rock Island (Alleman)	_____	_____
3-3	St. Anne	_____	_____
4-1	Robinson	_____	_____
4-2	Benton	_____	_____
4-3	Chicago (Luther North)	_____	_____

### HEAT NO. 3

Alley	School	Place	Time
1-1	Normal (University)	_____	_____
1-2	Deland (D.-Weldon)	_____	_____
1-3	Mt. Olive	_____	_____
2-1	Coal City	_____	_____
2-2	Kankakee (McNamara)	_____	_____
2-3	Eureka	_____	_____
3-1	Sullivan	_____	_____
3-2	Herscher	_____	_____
3-3	Marengo	_____	_____
4-1	Joy (Westmer)	_____	_____
4-2	Tampico (Co-op)	_____	_____

## Class AA Competitors

### HEAT NO. 3

HEAT NO. 1			
Alley	School	Place	Time
1-1	East St. Louis (Sr.)	_____	_____
1-2	Elmhurst (York)	_____	_____
1-3	Rockford (East)	_____	_____
2-1	Mt. Vernon	_____	_____
2-2	Downers Grove (South)	_____	_____
2-3	Chicago (Kenwood)	_____	_____
3-1	Stanford (Olympia)	_____	_____
3-2	Antioch	_____	_____
3-3	Chicago (Austin)	_____	_____
4-1	Normal (Community)	_____	_____
4-2	Park Ridge (Maine South)	_____	_____

Alley	School	Place	Time
1-1	Schaumburg	_____	_____
1-2	Dixon	_____	_____
1-3	Orland Park (Sandburg)	_____	_____
2-1	Pekin	_____	_____
2-2	Libertyville	_____	_____
2-3	Naperville (Central)	_____	_____
3-1	Crystal Lake (Central)	_____	_____
3-2	Wilmette (Loyola)	_____	_____
4-1	Peoria (Manual)	_____	_____
4-2	Harvey (Thornton)	_____	_____

HEAT NO. 2			
Alley	School	Place	Time
1-1	East St. Louis (Lincoln)	_____	_____
1-2	Sterling (H.S.)	_____	_____
1-3	Arlington Hts. (Hersey)	_____	_____
2-1	Wheaton (North)	_____	_____
2-2	Salem	_____	_____
2-3	Chicago (C. Vocational)	_____	_____
3-1	Oswego	_____	_____
3-2	Bradley (B.-Bourbonnais)	_____	_____
3-3	Chicago (Steinmetz)	_____	_____
4-1	St. Charles (H.S.)	_____	_____
4-2	Chicago (Marist)	_____	_____

## 1991 IHSA BOYS TRACK AND FIELD SECTIONAL MEET RECAP

### CLASS A

### CLASS AA

Sectional	Winning School	Coach	Points
Anna (A.-Jonesboro)	Cairo	Jim West	50
Byron	Forreston	Steve Herkert	58
Clinton	Normal (University)	Jack Eddy	45
Erie	Annawan	Grove Killelea	65
Eureka	Rushville	Richard Tucker	74
Herscher	Herscher	Scott Stephens	103
Lisle (Sr.)	Elmwood Park	Pete Binder	58
Mahomet (M.-Seymour)	St. Joseph (S.J.-Ogden)	Gary Garrison	55
Maple Park (Kaneland)	Maple Park (Kaneland)	Ralph Drendel	83
Pittsfield	Mt. Olive	Tom Stockstill	48
Red Bud	Madison	Charles Steptoe	49
Robinson	Robinson	Tony Cork	52
Rochester	Girard	Jim Hunt	45
Seneca	Coal City	Dennis Best	57
Sherrard	Knoxville	Larry Ragsdale	50
Yorkville	Wheaton (St. Francis)	Scott Nelson	47

Sectional	Winning School	Coach	Points
Barrington	Palatine (Fremd)	Jim Aikens	52
Champaign (Centennial)	Decatur (MacArthur)	Bill Harbeck	57
Chicago Hts. (Bloom)	Chicago Hts. (Rich Central)	Don Richardson	49.5
Chicago Public League	Chicago (Steinmetz)	Ed Wallace	57
Downers Grove (South)	Hillside (Proviso West)	Paul Masse	47
East St. Louis (Sr.)	East St. Louis (Lincoln)	Leonard Manley	76
Glenview (Glenbrook South)	Evanston (Twp.)	Willie May	80
Lincolnshire (Stevenson)	Waukegan	Bill King	61
Marion (H.S.)	Marion (H.S.)	Gene Watson	46
Oak Lawn (Richards)	Oak Lawn (Richards)	Homer Thomas	43
Oswego	Oswego	Roger Wilcox	60.5
Pekin	Springfield (Lanphier)	Mike Garcia	45
Rock Island (H.S.)	Rock Island (H.S.)	Ed Lillis	49
Rockton (Hononegah)	Belvidere	Stu Bahling	42.5
Wheaton (Central)	Wheaton (North)	Jim Martin	47

# Event No. 8

# 400-Meter Relay

## Event Data

	Class A	Class AA
Total Qualifiers	34	36
Total Regular Qualifiers	32	32
Total Extra Qualifiers	2	4
No. of Heats	4	4
Time of Finals	12:40 p.m.	12:40 p.m.
Qualifying Standard	:44.5	:43.0

## Class A Sectional Performances

:43.4	Cairo
:43.9	Chicago (University)
:43.9	Knoxville
:43.9	Mounds (Meridian)
:44.1	Aledo
:44.2	Lemont (H.S.)
:44.2	Chicago (Providence-St. Mel)
:44.3	Harrisburg
:44.4	Lisle (Sr.)
:44.5	Forreston
:44.5	Rushville
:44.5	Herschel
:44.5	Arcola
:44.6	St. Joseph (S.J.-Odgen)
:44.6	Spring Valley (Hall)
:44.7	Oregon (Coop)
:44.8	Annawan
:44.8	Madison (Coop)
:44.8	Kewanee (H.S.)(Coop)
:44.9	Sullivan
:44.9	Farmington
:45.0	Newton
:45.0	Clinton
:45.1	St. Anne
:45.2	Dwight
:45.2	Lebanon
:45.3	Maple Park (Kaneland)
:45.3	Olney (East Richland)
:45.4	Lansing (Illiana Christian)
:45.5	Genoa (G.-Kingston)
:45.6	Mt. Olive
:45.8	Auburn
:45.9	Mendon (Unity)
:46.2	Rochester

## Class A Competitors

### HEAT NO. 1

Lane	School	Place	Time
1	Auburn	_____	_____
2	St. Anne	_____	_____
3	Oregon (Co-op)	_____	_____
4	Harrisburg	_____	_____
5	Cairo	_____	_____
6	Lisle (Sr.)	_____	_____
7	Annawan	_____	_____
8	Dwight	_____	_____
9	Mendon (Unity)	_____	_____

### HEAT NO. 2

Lane	School	Place	Time
1	Mt. Olive	_____	_____
2	Clinton	_____	_____
3	Spring Valley (Hall)	_____	_____
4	Chicago (Providence-St. Mel)	_____	_____
5	Chicago (University)	_____	_____
6	Forreston	_____	_____
7	Madison (Co-op)	_____	_____
8	Lebanon	_____	_____
9	Rochester	_____	_____

## Class AA Sectional Performances

:41.7	Decatur (MacArthur)
:41.9	Hillside (Proviso West)
:42.0	East St. Louis (Lincoln)
:42.1	East St. Louis (Sr.)
:42.2	Waukegan
:42.2	East Moline (United)
:42.3	Cahokia
:42.5	Chicago (St. Rita)
:42.6	Olympia Fields (Rich Central)
:42.6	Decatur (Eisenhower)
:42.7	Chicago (St. Ignatius)
:42.9	Evanston (Twp.)
:42.9	Zion (Z.-Benton)
:42.9	Wheaton (North)
:42.9	Oak Lawn (Richards)
:43.0	Downers Grove (South)
:43.0	Elmhurst (York)
:43.0	Lincolnshire (Stevenson)
:43.1	Oswego
:43.1	Dolton (Thornridge)
:43.2	Streamwood
:43.3	Palatine (H.S.)
:43.3	Moline
:43.4	Naperville (Central)
:43.5	Springfield (Lanphier)
:43.5	Palatine (Fremd)
:43.7	Rockton (Honoegah)
:43.8	Peoria (Manual)
:44.0	Crystal Lake (Central)
:44.1	Salem
:44.2	Mt. Vernon
:44.3	Chicago (Steinmetz)
:44.4	Chicago (Hirsch)
:44.6	Chicago (Lane)
:44.7	Chicago (Dunbar)
:44.7	Chicago (Tilden)

### HEAT NO. 3

Lane	School	Place	Time
1	Genoa (G.-Kingston)	_____	_____
2	Newton	_____	_____
3	St. Joseph (S.J.-Ogden)	_____	_____
4	Knoxville	_____	_____
5	Lemont (H.S.)	_____	_____
6	Rushville	_____	_____
7	Kewanee (H.S.) (Co-op)	_____	_____
8	Maple Park (Kaneland)	_____	_____
9		_____	_____

### HEAT NO. 4

Lane	School	Place	Time
1	Lansing (Illiana Christian)	_____	_____
2	Sullivan	_____	_____
3	Arcola	_____	_____
4	Aledo	_____	_____
5	Mounds (Meridian)	_____	_____
6	Herschel	_____	_____
7	Farmington	_____	_____
8	Olney (East Richland)	_____	_____
9		_____	_____



## Class AA Competitors

### HEAT NO. 1

Lane	School	Place	Time
1	Chicago (Steinmetz)	—	—
2	Naperville (Central)	—	—
3	Downers Grove (South)	—	—
4	Decatur (MacArthur)	—	—
5	Chicago (St. Rita)	—	—
6	Olympia Fields (Rich Central)	—	—
7	Elmhurst (York)	—	—
8	Springfield (Lanphier)	—	—
9	Chicago (Hirsch)	—	—

### HEAT NO. 3

Lane	School	Place	Time
1	Salem	—	—
2	Palatine (H.S.)	—	—
3	Chicago (St. Ignatius)	—	—
4	East Moline (United)	—	—
5	East St. Louis (Lincoln)	—	—
6	Wheaton (North)	—	—
7	Oswego	—	—
8	Rockton (Hononegah)	—	—
9	Chicago (Dunbar)	—	—

### HEAT NO. 2

Lane	School	Place	Time
1	Mt. Vernon	—	—
2	Moline	—	—
3	Oak Lawn (Richards)	—	—
4	Cahokia	—	—
5	Hillside (Proviso West)	—	—
6	Decatur (Eisenhower)	—	—
7	Lincolnshire (Stevenson)	—	—
8	Palatine (Fremd)	—	—
9	Chicago (Lane)	—	—

### HEAT NO. 4

Lane	School	Place	Time
1	Crystal Lake (Central)	—	—
2	Streamwood	—	—
3	Zion (Z.-Benton)	—	—
4	East St. Louis (Sr.)	—	—
5	Waukegan	—	—
6	Evanston (Twp.)	—	—
7	Dolton (Thornridge)	—	—
8	Peoria (Manual)	—	—
9	Chicago (Tilden)	—	—

### CHARTING THE CLASS A SECTIONALS

Site	No. Schools Assigned	No. Schools Advancing to State Final	Total Advancing Competitors
Anna (A.-Jonesboro)	18	13	72
Byron	19	12	53
Clinton	20	11	52
Erie	19	13	55
Eureka	22	9	43
Herscher	15	7	38
Lisle (Sr.)	21	12	48
Mahomet (M.-Seymour)	19	13	61
Maple Park (Kaneland)	19	10	40
Pittsfield	19	13	54
Red Bud	19	11	44
Robinson	19	12	51
Rochester	19	12	51
Seneca	14	10	50
Sherrard	17	12	44
Yorkville	18	11	50
<b>Totals</b>	<b>297</b>	<b>180</b>	<b>812</b>

### CHARTING THE CLASS AA SECTIONALS

Site	No. Schools Assigned	No. Schools Advancing to State Final	Total Advancing Competitors
Barrington	15	13	61
Champaign (Centennial)	18	13	55
Chicago Hts. (Bloom)	18	14	58
Chicago Public League	46	24	93
Downers Grove (South)	18	13	59
East St. Louis (Sr.)	13	9	49
Glenview (Glenbrook South)	17	13	59
Lincolnshire (Stevenson)	14	9	51
Marion (H.S.)	13	11	54
Oak Lawn (Richards)	18	14	55
Oswego	17	12	58
Pekin	18	15	52
Rock Island (H.S.)	14	11	56
Rockton (Hononegah)	17	13	55
Wheaton (Central)	18	16	68
<b>Totals</b>	<b>274</b>	<b>200</b>	<b>883</b>

# Event No. 9

# 3200-Meter Run

## Event Data

	Class A	Class AA
Total Qualifiers	32	33
Total Regular Qualifiers	32	32
Total Extra Qualifiers	0	1
No. of Sections	2	2
Time of Finals	1:00 p.m.	1:00 p.m.
Qualifying Standard	9:55.0	9:30.0

## Class A Sectional Performances

9:37.9	Jason Zieron (Jr.) Carmi (C.-White County)	10:12.6	Richard Avery (Sr.) West Frankfort (Frankfort)
9:39.1	Steve Faley (Sr.) Wheaton (St. Francis)	10:13.5	Mark Fiene (Jr.) Dakota
9:40.9	Brad Kaufmann (Sr.) Tremont	10:14.4	Brian Rasmussen (Sr.) Stillman Valley
9:45.2	Rich Waldman (Jr.) St. Joseph (S.J.-Ogden)	10:16.1	Kevin Anderson (Sr.) Elmwood Park
9:48.8	Pat Klimaszewski (Sr.) DePue	10:16.2	Jake Springer (Jr.) Hillsboro
9:52.6	Brad Horton (Sr.) Tremont	10:17.7	Chad Anderson (Sr.) Kewanee (H.S.) (Co-op)
9:53.7	David McEvers (Jr.) Petersburg (Porta)	10:18.4	Brian Deaton (Fr.) Warrenburg
9:55.5	Nick Smith (Sr.) St. Joseph (S.J.-Ogden)	10:18.8	(W.-Latham) (Co-op)
9:59.1	Dave Venhaus (Sr.) Breese (Mater Dei)	10:19.9	Steve Frieders (So.) Maple Park (Kaneland)
10:02.4	Chris Swinson (Jr.) Clay City (Co-op)	10:22.2	Kyle Anderson (Sr.) Normal (University)
10:03.7	Chad Vaninger (Sr.) Lebanon	10:22.2	Chad Hillman (So.) Gardner (G.-South Wilmington)
10:03.8	Jeff Obert (Sr.) Liberty	10:24.1	Greg Obenshain (Sr.) Chicago (The Latin School)
10:04.3	Harvey Pettry (Sr.) Olney (East Richland)	10:24.5	Travis Roundcount (Sr.) Carrollton
10:05.8	Chris Kappell (Jr.) Shabbona (Co-op)	10:34.9	Chad McGinnis (Jr.) Clifton (Central)
10:06.9	Ryan Meece (Jr.) Coal City	10:42.1	Nate Meyer (So.) Watseka (Co-op)
10:09.3	Zack King (So.) Oneida (R.O.W.V.A.)	10:43.1	Ben Davidson (Jr.) Dunlap
10:11.1	Jeff Green (Sr.) Woodhull (Alwood)		

## Class AA Sectional Performances

9:19.0	Chris Brown (Jr.) Libertyville	9:44.7	Aaron Culbertson (Jr.) Bloomington (H.S.)
9:20.9	John Weigel (Sr.) Metamora	9:47.7	Jay Golonka (Sr.) Chicago (Marist)
9:21.9	Pat Joyce (Jr.) Lincolnshire (Stevenson)	9:49.0	Scott Anderson (Sr.) Chicago (Young)
9:22.7	Maha Martinez (Sr.) Hoffman Estates (H.S.)	9:51.3	George Patrylak (Jr.) New Lenox (Lincoln-Way)
9:25.7	Adam White (So.) Peoria (Notre Dame)	9:51.8	Brian Fridell (Jr.) Glenview (Glenbrook South)
9:27.0	Tony Findlay (Jr.) St. Charles (H.S.)	9:55.0	George Liverpool (Jr.) Belleville (East)
9:29.3	Steve Watson (Sr.) Herrin	9:55.9	Chad Kaltved (Sr.) Rockford (Jefferson)
9:30.0	Brett Siglin (Jr.) West Chicago (H.S.)	9:56.8	Jeff McClearn (So.) Aurora (Waubonsie Valley)
9:30.0	Tim Broe (Fr.) East Peoria	9:57.9	Jason Woods (Sr.) Aurora (West)
9:31.2	Augustin Coronado (Sr.) Berwyn-Cicero (Morton)	9:58.0	Ellis Vinyard (Jr.) Wood River (East Alton-W.R.)
9:32.6	Chris Monty (Sr.) Carbondale	10:01.5	Colin Andrews (Jr.) Rockford (Guilford)
9:35.5	Daniel Ruecking (Jr.) Elmhurst (York)	10:08.9	Robert Tkoletz (Jr.) New Lenox (Lincoln-Way)
9:37.0	Scott Lidskin (Sr.) Glenview (Glenbrook South)	10:44.0	Carlos Auila (Sr.) Chicago (Curie)
9:37.0	Steve Pye (Sr.) Schaumburg	10:46.0	Marlon McGraw (Sr.) Chicago (Agriculture Science)
9:40.1	Steve Cunningham (Sr.) Moline	11:01.2	Bernardo Gomez De La Casa (Jr.) Chicago (Gage Park)
9:42.9	Marty St. Pierre (Fr.) Mt. Zion		
9:43.6	Vince McAuliffe (Jr.) Chicago (Brother Rice)		
9:44.2	Andy Snook (Jr.) Geneseo (Darnall)		

## Class A Competitors

		SECTION NO. 1		Place	Time
Alley	No.	Competitor, School			
1-1	148	Jeff Green (Sr.) Woodhull (Alwood)		_____	_____
1-2	794	Kevin Anderson (Sr.) Elmwood Park		_____	_____
1-3	550	Steve Frieders (So.) Maple Park (Kaneland)		_____	_____
2-1	425	Richard Avery (Sr.) West Frankfort (Frankfort)		_____	_____
2-2	68	Jake Springer (Jr.) Hillsboro		_____	_____
2-3	683	Kyle Anderson (Sr.) Normal (University)		_____	_____
2-4	316	Ben Davidson (Jr.) Dunlap		_____	_____
3-1	7	Mark Fiene (Jr.) Dakota		_____	_____
3-2	330	Chad Anderson (Sr.) Kewanee (H.S.) (Co-op)		_____	_____
3-3	276	Chad Hillman (So.) Gardner (G.-South Wilmington)		_____	_____
3-4	603	Nate Meyer (So.) Watseka (Co-op)		_____	_____
4-1	51	Brian Rasmussen (Sr.) Stillman Valley		_____	_____
4-2	701	Brian Deaton (Fr.) Warrensburg		_____	_____
4-3	782	(W.-Latham) (Co-op) Greg Obenshain (Sr.) Chicago (The Latin School)		_____	_____
4-4	208	Travis Roundcount (Sr.) Carrollton		_____	_____
4-5	575	Chad McGinnis (Jr.) Clifton (Central)		_____	_____

**SECTION NO. 2**

Alley	No.	Competitor, School	Place	Time
1-1	381	Jason Zieron (Jr.) Carmi (C.-White County)	---	---
1-2	149	Pat Klimaszewski (Sr.) DePue	---	---
1-3	611	Dave Venhaus (Sr.) Breese (Mater Dei)	---	---
2-1	189	Steve Faley (Sr.) Wheaton (St. Francis)	---	---
2-2	528	Brad Horton (Sr.) Tremont	---	---
2-3	432	Chris Swinson (Jr.) Clay City (Co-op)	---	---
2-4	130	Zack King (So.) Oneida (ROWVA)	---	---
3-1	527	Brad Kaufmann (Sr.) Tremont	---	---
3-2	88	David McEvers (Jr.) Petersburg (Porta)	---	---
3-3	637	Chad Vaninger (Sr.) Lebanon	---	---
3-4	264	Ryan Meece (Jr.) Coal City	---	---
4-1	747	Rich Waldman (Jr.) St. Joseph (S.J.-Ogden)	---	---
4-2	748	Nick Smith (Sr.) St. Joseph (S.J.-Ogden)	---	---
4-3	216	Jeff Obert (Sr.) Liberty	---	---
4-4	468	Harvey Pettry (Sr.) Olney (East Richland)	---	---
4-5	563	Chris Kappell (Jr.) Shabbona (Co-op)	---	---

**Class AA Competitors**

**SECTION NO. 1**

Alley	No.	Competitor, School	Place	Time
1-1	184	Vince McAuliffe (Jr.) Chicago (Brother Rice)	---	---
1-2	893	Scott Anderson (Sr.) Chicago (Young)	---	---
1-3	381	Chad Kaltved (Sr.) Rockford (Jefferson)	---	---
1-4	826	Bernardo Gomez De La Casa (Jr.) Chicago (Gage Park)	---	---
2-1	252	Andy Snook (Jr.) Geneseo (Darnall)	---	---
2-2	776	George Patrylak (Jr.) New Lenox (Lincoln-Way)	---	---
2-3	125	Jeff McClearn (So.) Aurora (Waubonsie Valley)	---	---
2-4	802	Marlon McGraw (Sr.) Chicago (Agricultural Science)	---	---
3-1	69	Aaron Culbertson (Jr.) Bloomington (H.S.)	---	---
3-2	421	Brian Fridell (Jr.) Glenview (Glenbrook South)	---	---
3-3	130	Jason Woods (Sr.) Aurora (West)	---	---
3-4	817	Carlos Auila (Sr.) Chicago (Curie)	---	---
4-1	199	Jay Golonka (Sr.) Chicago (Marist)	---	---
4-2	298	George Liverpool (Jr.) Belleville (East)	---	---
4-3	341	Ellis Vinyard (Jr.) Wood River (East Alton-W.R.)	---	---
4-4	382	Colin Andrews (Jr.) Rockford (Guilford)	---	---
4-5	777	Robert Tkoletz (Jr.) New Lenox (Lincoln-Way)	---	---

**SECTION NO. 2**

Alley	No.	Competitor, School	Place	Time
1-1	590	Chris Brown (Jr.) Libertyville	---	---
1-2	662	Adam White (So.) Peoria (Notre Dame)	---	---
1-3	640	Tim Broe (Fr.) East Peoria	---	---
2-1	642	John Weigel (Sr.) Metamora	---	---
2-2	34	Tony Findlay (Jr.) St. Charles (H.S.)	---	---
2-3	684	Augustin Coronado (Sr.) Berwyn-Cicero (Morton)	---	---
2-4	110	Marty St. Pierre (Fr.) Mt. Zion	---	---
3-1	601	Pat Joyce (Jr.) Lincolnshire (Stevenson)	---	---
3-2	461	Steve Watson (Sr.) Herrin	---	---
3-3	456	Chris Monty (Sr.) Carbondale	---	---
3-4	262	Steve Cunningham (Sr.) Moline	---	---
4-1	534	Maha Martinez (Sr.) Hoffman Estates (H.S.)	---	---
4-2	45	Brett Siglin (Jr.) West Chicago (H.S.)	---	---
4-3	720	Daniel Ruecking (Jr.) Elmhurst (York)	---	---
4-4	420	Scott Lidskin (Sr.) Glenview (Glenbrook South)	---	---
4-5	563	Steve Pye (Sr.) Schaumburg	---	---

**STAY UP WITH THE TIMES!!!**

subscribe to  
**ILLINOIS PREP TOP TIMES**  
*Illinois' weekly newsletter*  
 for XC & Track/Field

**FILL IN AND MAIL THE ATTACHED COUPON**

NAME \_\_\_\_\_

ADDRESS \_\_\_\_\_

CITY \_\_\_\_\_ STATE \_\_\_\_\_ ZIP \_\_\_\_\_

Send me **TOP TIMES** for:

- XC only.....(\$20.00)    Track/Field only.....(\$30.00)  
 FULL-YEAR Sub'n.....(\$45.00)

Payment enclosed    Bill me later

Send check to  
**ILLINOIS PREP TOP TIMES**  
 669 N. Eagle Street, Naperville, IL 60540

# Event No. 10

# 110-Meter High Hurdles

### Event Data

	Class A	Class AA
Total Qualifiers	42	45
Total Regular Qualifiers	32	32
Total Extra Qualifiers	10	13
No. of Heats/Sections/Flights	5	5
Time of Finals	1:55 p.m.	1:55 p.m.
Qualifying Standard	:15.4	:14.7

## Class A Sectional Performances

:14.6 Clint Connor (Sr.) Christopher (Co-op)	:15.3 Steve McLevige (So.) Durand
:14.6 Mike Freeze (Sr.) Forreston	:15.4 Scott Woods (Sr.) Moweaqua (Co-op)
:14.6 Shawn Seaney (Sr.) Robinson	:15.4 Dennis Staggs (So.) Farmington
:14.7 Stuart Russell (Sr.) Herscher	:15.4 David Rathmann (Sr.) Genoa (G.-Kingston)
:14.7 Kiley Gwalney (Sr.) Fairfield	:15.4 Josh Holt (Sr.) Bismarck (B.-Henning)
:14.7 Kent Schafer (Sr.) Newton	:15.4 Bart Sloan (Fr.) West Frankfort (Frankfort)
:14.8 Darnell Burtin (Sr.) Chicago (Providence-St. Mel)	:15.4 Rodney Beard (So.) Mounds (Meridian)
:14.8 Todd Guentensberger (Sr.) Yorkville	:15.5 Chris Scheldt (Sr.) Virden
:14.8 Mike Nicholes (Sr.) Palos Hts. (Chicago Christian)	:15.5 Kurt Whalan (Sr.) Oneida (ROWVA)
:14.9 Jesse Heath (Sr.) Annawan	:15.5 Ben Cook (Sr.) Normal (University)
:14.9 Matt Jewell (Sr.) Forreston	:15.6 Matt Alepra (Fr.) Gillespie
:14.9 John Lewis (Sr.) Cairo	:15.7 Mark Monahan (Sr.) Arcola
:15.0 Scott Hicks (Sr.) Prophetstown	:15.7 Matt Talbott (Sr.) St. Joseph (S.J.-Ogden)
:15.0 Chris Morgart (Sr.) Stillman Valley	:15.8 Chris Rothert (Sr.) Warsaw
:15.1 Dan Rebbolz (Sr.) Mendota	:15.8 Alphonso Brandon (Sr.) Madison (Co-op)
:15.1 Ryan Preston (Sr.) Galva	:15.8 Hugh Brown (Sr.) Aledo
:15.1 Matt Lundberg (Sr.) Princeton	:15.9 Ryan McLean (Sr.) Auburn
:15.2 Jemiko Bates (Sr.) St. Anne	:16.0 Dusty Johnson (Fr.) Coal City
:15.3 Keith Gardner (Sr.) Maple Park (Kaneland)	:16.2 Jim Reed (Sr.) Rushville
:15.3 Tom Kenner (Sr.) Waterloo (H.S.)	:16.3 Jesse Housman (Sr.) Braidwood (Reed Custer)
:15.3 Brent Wright (Sr.) Herscher	
:15.3 Randy Vukadinovich (Sr.) Christopher	

## Class AA Sectional Performances

:13.8 Tarellus Griffin (Sr.) Zion (Z.-Benton)	:14.5 Roland Slama (Sr.) Bartonville (Limestone)
:13.8 Mike Evers (Sr.) Blue Island (Eisenhower)	:14.5 Adrian Dunbar (So.) Rock Island (H.S.)
:13.9 Michael White (Sr.) Olympia Fields (Rich Central)	:14.5 Darnell Davis (Sr.) Aurora (West)
:13.9 Marcus Ivy (Sr.) Oak Lawn (Richards)	:14.6 Corkney Cole (Sr.) Flossmoor (Homewood-F.)
:14.1 John Cosey (Sr.) Evanston (Twp.)	:14.6 Robert Hare (Sr.) Evanston (Twp.)
:14.1 Devon Larsen (Sr.) Ottawa (Twp.)	:14.6 Jerry Hester (Sr.) Peoria (Manual)
:14.2 Marcus Phillips (Sr.) Decatur (MacArthur)	:14.6 Mike Vergamini (Sr.) Lockport (Twp.)
:14.2 Frank Pettaway (Sr.) Wheaton (North)	:14.7 Carlo Cooper (Sr.) Batavia
:14.2 Roman Hamilton (So.) East Moline (United)	:14.7 Alix Charles (Sr.) Wilmette (Loyola)
:14.3 Asa Gordon (Sr.) Oak Park (Fenwick)	:14.7 William Jenkins (Sr.) Chicago (Gordon Tech.)
:14.3 Dan Reyna (Sr.) Oswego	:14.7 Demetrius Sanders (Sr.) Springfield (Lanphier)
:14.3 John Christensen (Sr.) Lake Zurich	:14.8 Justin Carter (Sr.) Salem
:14.3 Dennis Tharp (Sr.) Chicago (DeLaSalle)	:15.0 Nick Wright (Sr.) Rockford (Guilford)
:14.4 William Lash (Sr.) Mt. Vernon	:15.0 Aaron Dalby (Sr.) Mattoon
:14.4 Edward Macklin (Sr.) Peoria (Manual)	:15.0 Gary Fowler (Sr.) Summit (Argo)
:14.4 Anthony McCaskill (Sr.) Harvey (Thornton)	:15.1 Brackston Helms (Sr.) Palatine (H.S.)
:14.4 Jim Kandl (Sr.) Naperville (North)	:15.1 Kevin Adams (Sr.) Chicago (Young)
:14.4 John Day (Sr.) Springfield (Lanphier)	:15.1 Otis Dunson (Sr.) Chicago (Farragut)
:14.4 Eric Larsen (Sr.) Tinley Park (H.S.)	:15.1 James Carter (Sr.) Alton (Sr.)
:14.5 Mark Miley (Sr.) Alton (Sr.)	:15.1 Rob Twynning (Sr.) Belvidere
:14.5 Kendall Strickland (Sr.) Glenview (Glenbrook South)	:15.1 Mike Williams (Sr.) Chicago (Steinmetz)
:14.5 Andy Fry (Sr.) Naperville (Central)	:15.2 Eric Tepe (Sr.) Schaumburg
	:15.2 Eric Watson (Sr.) Chicago (Kenwood)

## Class A Competitors

### HEAT NO. 1

Lane	No.	Competitor, School	Place	Time
1	131	Kurt Whalan (Sr.) Oneida (ROWVA)	---	---
2	101	Chris Scheldt (Sr.) Virden	---	---
3	14	Matt Jewell (Sr.) Forreston	---	---
4	309	Jesse Heath (Sr.) Annawan	---	---
5	400	Clint Connor (Sr.) Christopher (Co-op)	---	---
6	650	Tom Kenner (Sr.) Waterloo (H.S.)	---	---
7	583	Brent Wright (Sr.) Herscher	---	---
8	266	Dusty Johnson (Fr.) Coal City	---	---
9	519	Jim Reed (Sr.) Rushville	---	---

### HEAT NO. 2

Lane	No.	Competitor, School	Place	Time
1	57	Ryan McLean (Sr.) Auburn	---	---
2	422	Rodney Beard (So.) Mounds (Meridian)	---	---
3	372	John Lewis (Sr.) Cairo	---	---
4	11	Mike Freeze (Sr.) Forreston	---	---
5	810	Mike Nicholes (Sr.) Palos Hts. (Chicago Christian)	---	---
6	545	Keith Gardner (Sr.) Maple Park (Kaneland)	---	---
7	401	Randy Vukadinovich (Sr.) Christopher (Co-op)	---	---
8	685	Ben Cook (Sr.) Normal (University)	---	---
9	253	Jesse Housman (Sr.) Braidwood (Reed Custer)	---	---

### HEAT NO. 3

Lane	No.	Competitor, School	Place	Time
1	112	Hugh Brown (Sr.) Aledo	---	---
2	9	Steve McLevige (So.) Durand	---	---
3	601	Jemiko Bates (Sr.) St. Anne	---	---
4	195	Todd Guentensberger (Sr.) Yorkville	---	---
5	475	Shawn Seaney (Sr.) Robinson	---	---
6	343	Scott Hicks (Sr.) Prophetstown	---	---
7	426	Bart Sloan (Fr.) West Frankfort (Frankfort)	---	---
8	210	Matt Alepra (Fr.) Gillespie	---	---
9			---	---

### HEAT NO. 4

Lane	No.	Competitor, School	Place	Time
1	645	Alphonso Brandon (Sr.) Madison (Co-op)	—	—
2	569	Josh Holt (Sr.) Bismarck (B.-Henning)	—	—
3	52	Chris Morgart (Sr.) Stillman Valley	—	—
4	775	Darnell Burtin (Jr.) Chicago (Providence-St. Mel)	—	—
5	587	Stuart Russell (Sr.) Herscher	—	—
6	169	Matt Lundberg (Jr.) Princeton	—	—
7	676	Scott Woods (Sr.) Moweaqua (Co-op)	—	—
8	709	Mark Monahan (Sr.) Arcola	—	—
9			—	—

### HEAT NO. 5

Lane	No.	Competitor, School	Place	Time
1	250	Chris Rothert (Jr.) Warsaw	—	—
2	495	Dennis Staggs (So.) Farmington	—	—
3	319	Ryan Preston (Jr.) Galva	—	—
4	407	Kiley Gwaltney (Sr.) Fairfield	—	—
5	456	Kent Schafer (Sr.) Newton	—	—
6	165	Dan Rebbolz (Sr.) Mendota	—	—
7	536	David Rathmann (Jr.) Genoa (G.-Kingston)	—	—
8	741	Matt Talbott (Sr.) St. Joseph (S.J.-Ogden)	—	—
9			—	—

## Class AA Competitors

### HEAT NO. 1

Lane	No.	Competitor, School	Place	Time
1	447	Alix Charles (Sr.) Wilmette (Loyola)	—	—
2	1	Carlo Cooper (Sr.) Batavia	—	—
3	293	Mark Miley (Jr.) Alton (Sr.)	—	—
4	737	Asa Gordon (Sr.) Oak Park (Fenwick)	—	—
5	619	Tarellus Griffin (Jr.) Zion (Z.-Benton)	—	—
6	177	Dan Reyna (Sr.) Oswego	—	—
7	422	Kendall Strickland (Sr.) Glenview (Glenbrook South)	—	—
8	824	Otis Dunson (Sr.) Chicago (Farragut)	—	—
9	342	Rob Twyning (Sr.) Belvidere	—	—

### HEAT NO. 2

Lane	No.	Competitor, School	Place	Time
1	894	Kevin Adams (Sr.) Chicago (Young)	—	—
2	157	Andy Fry (Sr.) Naperville (Central)	—	—
3	235	Eric Larsen (Jr.) Tinley Park (H.S.)	—	—
4	182	Mike Evers (Sr.) Blue Island (Eisenhower)	—	—

### HEAT NO. 2 (cont'd)

5	245	Roman Hamilton (So.) East Moline (United)	—	—
6	585	John Christensen (Jr.) Lake Zurich	—	—
7	141	Mike Vergamini (Jr.) Lockport (Twp.)	—	—
8	397	William Jenkins (Jr.) Chicago (Gordon Tech)	—	—
9	294	James Carter (Jr.) Alton (Sr.)	—	—

### HEAT NO. 3

Lane	No.	Competitor, School	Place	Time
1	674	Demetrius Sanders (Sr.) Springfield (Lanphier)	—	—
2	660	Jerry Hester (Jr.) Peoria (Manual)	—	—
3	186	Dennis Tharp (Jr.) Chicago (De LaSalle)	—	—
4	56	Frank Pettaway (Sr.) Wheaton (North)	—	—
5	779	Michael White (Sr.) Olympia Fields (Rich Central)	—	—
6	162	Jim Kandl (Sr.) Naperville (North)	—	—
7	632	Roland Slama (Jr.) Bartonville (Limestone)	—	—
8	547	Brackston Helms (Sr.) Palatine (H.S.)	—	—
9	869	Mike Williams (Jr.) Chicago (Steinmetz)	—	—

### HEAT NO. 4

Lane	No.	Competitor, School	Place	Time
1	740	Gary Fowler (Jr.) Summit (Argo)	—	—
2	275	Adrian Dunbar (So.) Rock Island (H.S.)	—	—
3	670	John Day (So.) Springfield (Lanphier)	—	—
4	221	Marcus Ivy (Sr.) Oak Lawn (Richards)	—	—
5	100	Marcus Phillips (Sr.) Decatur (MacArthur)	—	—
6	481	William Lash (Jr.) Mt. Vernon	—	—
7	413	Robert Hare (Sr.) Evanston (Twp.)	—	—
8	508	Justin Carter (Sr.) Salem	—	—
9	564	Eric Tepe (Sr.) Schaumburg	—	—

### HEAT NO. 5

Lane	No.	Competitor, School	Place	Time
1	109	Aaron Dalby (Jr.) Mattoon	—	—
2	131	Darnell Davis (Sr.) Aurora (West)	—	—
3	659	Edward Macklin (Jr.) Peoria (Manual)	—	—
4	266	Devon Larsen (Sr.) Ottawa (Twp.)	—	—
5	409	John Cosey (Sr.) Evanston (Twp.)	—	—
6	771	Anthony McCaskill (Jr.) Harvey (Thornton)	—	—
7	763	Corkney Cole (Sr.) Flossmoor (Homewood-F.)	—	—
8	383	Nick Wright (Jr.) Rockford (Guilford)	—	—
9	841	Eric Watson (Sr.) Chicago (Kenwood)	—	—

# Event No. 11

# 100-Meter Dash

## Event Data

	Class A	Class AA
Total Qualifiers	38	45
Total Regular Qualifiers	32	32
Total Extra Qualifiers	6	13
No. of Heats/Sections/Flights	5	5
Time of Finals	2:10 p.m.	2:10 p.m.
Qualifying Standard	:11.0	:10.8

## Class A Sectional Performances

:10.5 Chris Harper (Sr.) Chicago (University)	:11.1 Joe Company (Sr.) LeRoy
:10.6 Brian Schwartz (Sr.) Oregon (Co-op)	:11.1 Doug North (Sr.) Casey (C.-Westfield)
:10.7 Tim Edwards (Sr.) Chicago (Luther South)	:11.1 Ryan Martin (Sr.) Bethany
:10.8 Shawn Margrum (Sr.) DuQuion	:11.2 Josh Merchant (Sr.) Waterman
:10.8 Jubal Alvis (Sr.) DuQuion	:11.2 Brandon Pangle (Sr.) Clifton (Central)
:10.9 Jay Wingfield (Sr.) Varna (Mid-County) (Co-op)	:11.3 Robert Weathers (Sr.) Madison (Co-op)
:10.9 Mike Smith (Sr.) Alexis	:11.3 Joe Hosey (Sr.) Burlington (Central)
:10.9 Justin Kieffer (Sr.) Galena (Co-op)	:11.3 Jeff Schneider (Sr.) Wauconda
:10.9 Bill Jordan (Sr.) Kewanee (Wethersfield)	:11.3 Marlon Russey (Sr.) Rockford (Christian Life)
:10.9 Kerwin Lowe (Sr.) Cairo	:11.3 Brian Mueller (Sr.) Freeburg
:11.0 Nathan Hilding (Sr.) Herscher	:11.3 Jeff Dailey (Sr.) Marshall
:11.0 Mike McLane (Sr.) LaMoille (Co-op)	:11.4 Dylan Cooper (Sr.) Villa Grove
:11.0 Brent Shreeves (Sr.) Knoxville	:11.4 Trung Diep (Sr.) Flanagan (Co-op)
:11.0 Tony Walk (Sr.) Spring Valley (Hall)	:11.5 Aaron Marshall (Sr.) Rushville
:11.0 Theo Durham (Sr.) Chicago (Providence-St. Mel)	:11.5 Brad Best (Sr.) Staunton
:11.0 Andy Knowles (Sr.) Knoxville	:11.5 Marty Kumer (Sr.) Lewistown
:11.0 Freddy Waddy (Sr.) Mounds (Meridian)	:11.5 Kevin Todd (Sr.) Tuscola
	:11.5 Brad Sherman (Sr.) Gillespie
	:11.6 Troy Wells (Sr.) Dwight
	:11.8 Brian Hoffek (Sr.) Williamsville
	:11.8 Brian Olysav (Sr.) Williamsville

## Class AA Sectional Performances

:10.3 Kerwin Badie (Sr.) Hillside (Proviso West)	:10.8 Floyd Parker (Sr.) Peoria (Woodruff)
:10.3 Phil Bryan (Sr.) Waukegan	:10.8 Marcel Wilson (Sr.) Park Forest (Rich East)
:10.3 Tony Simmons (Sr.) Chicago (St. Rita)	:10.8 Chris Collins (Sr.) Wilmette (Loyola)
:10.4 Jim Duncan (Sr.) Libertyville	:10.8 Tito Veasey (Sr.) Rock Island (H.S.)
:10.4 Wayne Patton (Sr.) Zion (Z.-Benton)	:10.8 Jason Carson (Sr.) Decatur (MacArthur)
:10.5 Eric Dabner (Sr.) Decatur (MacArthur)	:10.8 Jay Kreibich (Sr.) Elmhurst (York)
:10.5 Edrick Cooper (Sr.) Chicago (St. Rita)	:10.8 Rick Natividad (Sr.) Oswego
:10.6 Ted Durdan (Sr.) Romeoville	:10.8 Jonas Jocson (Sr.) Lincolnshire (Stevenson)
:10.6 Maceo Strickland (Sr.) East Moline (United)	:10.8 Deon Bryant (Sr.) Lockport (Twp.)
:10.6 Monty Wheeler (Sr.) Decatur (Eisenhower)	:10.8 Steve Havard (Sr.) Wheaton (North)
:10.6 Marc Borrelli (Sr.) Tinley Park (Andrew)	:10.8 Varian Beard (Sr.) Lake Forest (H.S.)
:10.7 Adam DeBose (Sr.) Park Forest (Rich East)	:10.8 Dane Shaw (Sr.) Oswego
:10.7 Nigel Perrymond (Sr.) Rockford (East)	:10.8 Joel Pardobsky (Sr.) Fox Lake (Grant)
:10.7 Donny Johnson (Sr.) Elgin (H.S.)	:10.9 Malachi Brewer (Sr.) Chicago (Washington)
:10.7 Marc Porter (Sr.) Hillside (Proviso West)	:10.9 Kyle Poston (Sr.) Bartonville (Limestone)
:10.7 Clayton Ferguson (Sr.) Joliet (West)	:11.0 Carl Wilson (Sr.) East St. Louis (Sr.)
:10.7 Shawn Cory (Sr.) Rockford (Boylan)	:11.0 Kendrick Luckett (Sr.) Chicago (Fenger)
:10.7 Rod Young (Sr.) Wheaton (Central)	:11.0 Stan Merritt (Sr.) Chicago (Agricultural Science)
:10.7 Torey Botti (Sr.) Oak Lawn (Community)	:11.1 Jay Ivory (Sr.) O'Fallon
:10.7 George Starks (Sr.) Glen Ellyn (Glenbard South)	:11.1 Ryan Ross (Sr.) East St. Louis (Lincoln)
:10.8 Lindon Hoskins (Sr.) Chicago (Dunbar)	:11.1 Patrick Harris (Sr.) Murphysboro
:10.8 Robert Simmons (Sr.) Evanston (Twp.)	:11.2 Mike Moan (Sr.) Palatine (H.S.)
	:11.2 Jason Kent (Sr.) Hoffman Estates (H.S.)

## Class A Competitors

### HEAT NO. 1

Lane	No.	Competitor, School	Place	Time
1	104	Brian Olysav (Sr.) Williamsville	—	—
2	274	Trung Diep (Sr.) Flanagan (Co-op)	—	—
3	584	Nathan Hilding (Sr.) Herscher	—	—
4	375	Kerwin Lowe (Sr.) Cairo	—	—
5	786	Chris Harper (Sr.) Chicago (University)	—	—
6	651	Ryan Martin (Sr.) Bethany	—	—
7	564	Josh Merchant (Sr.) Waterman	—	—
8	518	Aaron Marshall (Sr.) Rushville	—	—
9			—	—

### HEAT NO. 2

Lane	No.	Competitor, School	Place	Time
1	248	Brad Best (Sr.) Staunton	—	—
2	756	Dylan Cooper (Sr.) Villa Grove	—	—
3	430	Doug North (Sr.) Casey (C.-Westfield)	—	—
4	333	Bill Jordan (Sr.) Kewanee (Wethersfield)	—	—
5	44	Brian Schwartz (Sr.) Oregon (Coop)	—	—
6	151	Mike McLane (Sr.) LaMoille (Co-op)	—	—
7	576	Brandon Pangle (Sr.) Clifton (Central)	—	—
8	103	Brian Hoffek (Sr.) Williamsville	—	—
9			—	—

### HEAT NO. 3

Lane	No.	Competitor, School	Place	Time
1	273	Troy Wells (Sr.) Dwight	—	—
2	444	Jeff Dailey (Sr.) Marshall	—	—
3	675	Joe Company (Sr.) LeRoy	—	—
4	770	Tim Edwards (Sr.) Chicago (Luther South)	—	—
5	25	Justin Kieffer (Sr.) Galena (Coop)	—	—
6	125	Brent Shreeves (Sr.) Knoxville	—	—
7	644	Robert Weathers (Sr.) Madison (Co-op)	—	—
8	504	Marty Kumer (Sr.) Lewistown	—	—
9			—	—

HEAT NO. 4				
Lane	No.	Competitor, School	Place	Time
1			—	—
2	623	Brian Mueller (Sr.) Freeburg	—	—
3	182	Tony Walk (Sr.) Spring Valley (Hall)	—	—
4	113	Mike Smith (Sr.) Alexis	—	—
5	402	Shawn Margrum (Jr.) DuQuoin	—	—
6	420	Freddy Waddy (Jr.) Mounds (Meridian)	—	—
7	529	Joe Hosey (Fr.) Burlington (Central)	—	—
8	751	Kevin Todd (Sr.) Tuscola	—	—
9			—	—

HEAT NO. 5				
Lane	No.	Competitor, School	Place	Time
1			—	—
2	566	Jeff Schneider (Sr.) Wauconda	—	—
3	122	Andy Knowles (Jr.) Knoxville	—	—
4	350	Jay Wingfield (Sr.) Varna (Mid-County) (Co-op)	—	—
5	403	Jubal Alvis (Sr.) DuQuoin	—	—
6	773	Theo Durham (Sr.) Chicago (Providence-St. Mel)	—	—
7	561	Marlon Russey (So.) Rockford (Christian Life)	—	—
8	211	Brad Sherman (So.) Gillespie	—	—
9			—	—

### Class AA Competitors

HEAT NO. 1				
Lane	No.	Competitor, School	Place	Time
1	142	Deon Bryant (Jr.) Lockport (Twp.)	—	—
2	598	Jonas Jacson (Sr.) Lincolnshire (Stevenson)	—	—
3	230	Marc Borreli (Jr.) Tinley Park (Andrew)	—	—
4	96	Monty Wheeler (Sr.) Decatur (Eisenhower)	—	—
5	725	Kerwin Badie (Sr.) Hillside (Proviso West)	—	—
6	12	George Starks (Jr.) Glen Ellyn (Glenbard South)	—	—
7	822	Lindon Hoskins (Sr.) Chicago (Dunbar)	—	—
8	803	Stan Merritt (Jr.) Chicago (Agricultural Science)	—	—
9	486	Jay Ivory (Jr.) O'Fallon	—	—

HEAT NO. 2				
Lane	No.	Competitor, School	Place	Time
1	825	Kendrick Lockett (Sr.) Chicago (Fenger)	—	—
2	411	Robert Simmons (So.) Evanston (Twp.)	—	—
3	214	Torey Botti (Sr.) Oak Lawn (Community)	—	—
4	607	Phil Bryan (Sr.) Waukegan	—	—

HEAT NO. 2 (cont'd)				
Lane	No.	Competitor, School	Place	Time
5	246	Maceo Strickland (Jr.) East Moline (United)	—	—
6	791	Adam DeBose (So.) Park Forest (Rich East)	—	—
7	172	Rick Natividad (Jr.) Oswego	—	—
8	61	Steve Havard (Fr.) Wheaton (North)	—	—
9	309	Ryan Ross (Sr.) East St. Louis (Lincoln)	—	—

HEAT NO. 3				
Lane	No.	Competitor, School	Place	Time
1	581	Varian Beard (Sr.) Lake Forest (H.S.)	—	—
2	717	Jay Kreibich (Sr.) Elmhurst (York)	—	—
3	47	Rod Young (Sr.) Wheaton (Central)	—	—
4	208	Tony Simmons (Jr.) Chicago (St. Rita)	—	—
5	181	Ted Durden (Jr.) Romeoville	—	—
6	375	Nigel Perrymond (So.) Rockford (East)	—	—
7	667	Floyd Parker (Sr.) Peoria (Woodruff)	—	—
8	329	Carl Wilson (So.) East St. Louis (Sr.)	—	—
9	484	Patrick Harris (Jr.) Murphysboro	—	—

HEAT NO. 4				
Lane	No.	Competitor, School	Place	Time
1	633	Kyle Poston (Jr.) Bartonville (Limestone)	—	—
2	792	Marcel Wilson (Jr.) Park Forest (Rich East)	—	—
3	8	Donny Johnson (Jr.) Elgin (H.S.)	—	—
4	206	Edrick Cooper (Sr.) Chicago (St. Rita)	—	—
5	591	Jim Duncan (Jr.) Libertyville	—	—
6	368	Shawn Cory (Sr.) Rockford (Boylan)	—	—
7	98	Jason Carson (Sr.) Decatur (MacArthur)	—	—
8	171	Dane Shaw (Jr.) Oswego	—	—
9	550	Mike Moan (Sr.) Palatine (H.S.)	—	—

HEAT NO. 5				
Lane	No.	Competitor, School	Place	Time
1	578	Joel Parodobsky (Sr.) Fox Lake (Grant)	—	—
2	276	Tito Veasey (So.) Rock Island (H.S.)	—	—
3	723	Marc Porter (Jr.) Hillside (Proviso West)	—	—
4	101	Eric Dabner (Sr.) Decatur (MacArthur)	—	—
5	616	Wayne Patton (Sr.) Zion (Z.-Benton)	—	—
6	139	Clayton Ferguson (Jr.) Joliet (West)	—	—
7	448	Chris Collins (Sr.) Wilmette (Loyola)	—	—
8	890	Malachi Brewer (Jr.) Chicago (Washington)	—	—
9	535	Jason Kent (Jr.) Hoffman Estates (H.S.)	—	—

# Event No. 12

# 800-Meter Run

### Event Data

	Class A	Class AA
Total Qualifiers	34	37
Total Regular Qualifiers	32	32
Total Extra Qualifiers	2	5
No. of Heats/Sections/Flights	3	3
Time of Finals	2:20 p.m.	2:20 p.m.
Qualifying Standard	2:00.0	1:57.0

## Class A Sectional Performances

1:55.1	Jacob Parker (Sr.) Mounds (Meridian)	2:02.6	Cole Gray (Sr.) Shelbyville
1:57.3	Mike McBride (So.) Villa Grove	2:02.7	Matt Hitchings (Jr.) Normal (University)
1:57.4	Joel Crawford (Sr.) Glasford (Illini Bluffs)	2:02.8	Mark Michaels (Sr.) Pana
1:57.8	Curtis Vice (Jr.) Georgetown (G.-Ridge Farm)	2:03.1	Donald Earley (Jr.) Annawan
1:58.9	Derrick Short (Sr.) Mahomet (M.-Seymour)	2:03.3	Tren Gastorf (So.) Athens (Co-op)
1:59.2	Don Gramer (Sr.) Byron	2:03.3	Paul Wakeland (Sr.) Joy (Westmer)
1:59.2	Dempsey Farr (So.) Cartersville	2:03.7	Doug Frederick (Sr.) Hoopeston (H.-East Lynn)
1:59.5	Jared Reynolds (Jr.) Morrison	2:03.7	Chad Kuenstler (Jr.) Clay City (Co-op)
2:00.0	Bradie Rubenacker (So.) McLeansboro	2:04.2	Jeff Beetham (Fr.) Maple Park (Kaneland)
2:00.3	James Persenaire (Jr.) Oregon (Co-op)	2:04.6	Travis Kent (So.) Warrensburg (W.-Latham)
2:00.3	Ron Oetjen (Sr.) Rushville	2:04.6	Colby Linnemann (Sr.) Breese (Mater Dei)
2:00.5	Drew Carnahan (Sr.) Herscher	2:05.3	Chad Bland (Sr.) Piasa (Southwestern)
2:00.6	Nate Harrison (Sr.) Rock Island (Alleman)	2:05.9	Todd Soprych (Sr.) Lemont (H.S.)
2:01.1	Ben Matthews (Sr.) Flanagan (Co-op)	2:06.6	Chuck Woods (Jr.) Chicago (St. Martin de Porres)
2:01.7	Matt Singer (Sr.) Kankakee (McNamara)	2:07.9	Eric Kunzeman (Sr.) Pittsfield (Co-op)
2:01.9	Eric Clark (So.) Rockford (Lutheran)	2:08.1	Joe Roberts (Jr.) Elmwood Park
2:01.9	Jay Weiseman (Sr.) Sandwich		
2:02.0	Tim Lappe (Sr.) Breese (Mater Dei)		

## Class A Competitors

		HEAT NO. 1		Place	Time
Alley	No.	Competitor, School			
1-1	419	Jacob Parker (Sr.) Mounds (Meridian)	_____	_____	
1-2	136	Nate Harrison (Sr.) Rock Island (Alleman)	_____	_____	
1-3	594	Doug Frederick (Sr.) Hoopeston (H.-East Lynn)	_____	_____	
2-1	4	Don Gramer (Sr.) Byron	_____	_____	
2-2	607	Tim Lappe (Sr.) Breese (Mater Dei)	_____	_____	
2-3	237	Chad Bland (Sr.) Piasa (Southwestern)	_____	_____	
3-1	388	Dempsey Farr (So.) Cartersville	_____	_____	
3-2	483	Cole Gray (Sr.) Shelbyville	_____	_____	
3-3	160	Todd Soprych (Sr.) Lemont (H.S.)	_____	_____	
4-1	581	Drew Carnahan (Sr.) Herscher	_____	_____	
4-2	118	Paul Wakeland (Sr.) Joy (Westmer)	_____	_____	
4-3	793	Joe Roberts (Jr.) Elmwood Park	_____	_____	

## Class AA Sectional Performances

1:55.1	Rich Balnius (Sr.) Summit (Argo)	1:57.3	Lance Scott (Sr.) Jacksonville (H.S.)
1:55.4	Pat Gorman (Jr.) LaGrange (Lyons)	1:57.5	Jamie White (Sr.) Marion (H.S.)
1:55.5	Dave Zahrieh (Sr.) Lombard (Glenbard East)	1:57.7	Scott Lipski (Sr.) Antioch
1:55.9	Jason Sempsrott (Jr.) Champaign (Central)	1:57.9	Chris Rodriguez (Sr.) Rock Falls
1:56.0	Jose DeLeon (Sr.) Chicago Hts. (Bloom)	1:58.0	Chris Ellis (Sr.) Chicago (C. Vocational)
1:56.0	John Henson (Sr.) O'Fallon	1:58.0	Mike Gray (So.) Bolingbrook
1:56.1	Tim Shoup (Sr.) Naperville (Central)	1:58.2	Marcus Farrell (Sr.) East St. Louis (Lincoln)
1:56.2	John Brown (Sr.) Chicago (Leo)	1:58.2	Terry Patterson (Sr.) Rockford (Auburn)
1:56.3	Kevin O'Connor (Sr.) Chicago (Marist)	1:58.2	Nick Hade (Sr.) Rockton (Hononegah)
1:56.6	Kwame Foucher (Sr.) Chicago (St. Rita)	1:58.3	Omar Davis (Sr.) Alton (Sr.)
1:56.7	Josh Daly (Sr.) St. Charles (H.S.)	1:58.3	Andrew Fritts (So.) Lake Forest (H.S.)
1:56.8	Rich Arsenault (Sr.) Carpentersville (Dundee-Crown)	1:58.8	Mark Miller (Sr.) Elk Grove Village (E.G.)
1:56.9	Chris Peters (Sr.) Lisle (Benet)	1:58.9	Josh Pierce (Jr.) Geneseo (Darnall)
1:57.0	John Corea (Sr.) Springfield (Lanphier)	1:59.2	Mike Kopecky (Sr.) Barrington
1:57.0	Dameon Moore (Jr.) Bloomington (H.S.)	1:59.6	Jason Beck (Jr.) Park Forest (Rich East)
1:57.0	Brian Woodard (Jr.) Decatur (Stephen Decatur)	1:59.7	Neil Rubenstein (Jr.) Skokie (Niles North)
1:57.0	Jason Frey (Sr.) Wheaton (Central)	2:01.0	Alan Colindres (Sr.) Chicago (Kenwood)
1:57.2	Keith West (Jr.) Niles (Notre Dame)	2:02.0	Efremson Williams (Sr.) Chicago (Carver)
		2:04.0	John Hall (So.) Chicago (Manley)

		HEAT NO. 2		Place	Time
Alley	No.	Competitor, School			
1-1	757	Mike McBride (So.) Villa Grove	_____	_____	
1-2	275	Ben Matthews (Sr.) Flanagan (Co-op)	_____	_____	
1-3	433	Chad Kuenstler (Jr.) Clay City (Co-op)	_____	_____	
2-1	723	Derrick Short (Sr.) Mahomet (M.-Seymour)	_____	_____	
2-2	172	Jay Weiseman (Sr.) Sandwich	_____	_____	
2-3	610	Colby Linnemann (Sr.) Breese (Mater Dei)	_____	_____	
3-1	339	Jared Reynolds (Jr.) Morrison	_____	_____	
3-2	682	Matt Hitchings (Jr.) Normal (University)	_____	_____	
3-3	781	Chuck Woods (Jr.) Chicago (St. Martin de Porres)	_____	_____	
4-1	513	Ron Oetjen (Sr.) Rushville	_____	_____	
4-2	54	Tren Gastorf (So.) Athens (Co-op)	_____	_____	



**HEAT NO. 3**

Alley	No.	Competitor, School	Place	Time
1-1	502	Joel Crawford (Sr.) Glasford (Illini Bluffs)	_____	_____
1-2	279	Matt Singer (Sr.) Kankakee (McNamara)	_____	_____
1-3	542	Jeff Beetham (Fr.) Maple Park (Kaneland)	_____	_____
2-1	718	Curtis Vice (Jr.) Georgetown (G.-Ridge Farm)	_____	_____
2-2	562	Eric Clark (So.) Rockford (Lutheran)	_____	_____
2-3	702	Travis Kent (So.) Warrensburg (W.-Latham) (Co-op)	_____	_____
3-1	418	Bradie Rubenacker (So.) McLeansboro	_____	_____
3-2	79	Mark Michaels (Sr.) Pana	_____	_____
3-3	244	Eric Kunzeman (Sr.) Pittsfield (Co-op)	_____	_____
4-1	47	James Persenaire (Jr.) Oregon (Co-op)	_____	_____
4-2	313	Donald Earley (Jr.) Annawan	_____	_____

**Class AA Competitors**

**HEAT NO. 1**

Alley	No.	Competitor, School	Place	Time
1-1	741	Rich Balnius (Sr.) Summit (Argo)	_____	_____
1-2	733	Chris Peters (Sr.) Lisle (Benet)	_____	_____
1-3	304	Marcus Farrell (Sr.) East St. Louis (Lincoln)	_____	_____
2-1	487	John Henson (Sr.) O'Fallon	_____	_____
2-2	429	Keith West (Jr.) Niles (Notre Dame)	_____	_____
2-3	526	Mark Miller (Sr.) Elk Grove Village (E.G.)	_____	_____
3-1	150	Tim Shoup (Sr.) Naperville (Central)	_____	_____
3-2	641	Lance Scott (Sr.) Jacksonville (H.S.)	_____	_____
3-3	253	Josh Pierce (Jr.) Geneseo (Darnall)	_____	_____
4-1	7	Rich Arsenaault (Sr.) Carpentersville (Dundee-Crown)	_____	_____
4-2	134	Mike Gray (So.) Bolingbrook	_____	_____
4-3	816	Efremson Williams (Sr.) Chicago (Carver)	_____	_____
4-4	859	John Hall (So.) Chicago (Manley)	_____	_____

**HEAT NO. 2**

Alley	No.	Competitor, School	Place	Time
1-1	732	Pat Gorman (Jr.) LaGrange (Lyons)	_____	_____
1-2	675	John Corea (Sr.) Springfield (Lanphier)	_____	_____
1-3	365	Terry Patterson (Sr.) Rockford (Auburn)	_____	_____
2-1	748	Jose DeLeon (Sr.) Chicago Hts. (Bloom)	_____	_____
2-2	48	Jason Frey (Sr.) Wheaton (Central)	_____	_____
2-3	582	Andrew Fritts (So.) Lake Forest (H.S.)	_____	_____
3-1	187	John Brown (Sr.) Chicago (Leo)	_____	_____
3-2	466	Jamie White (Sr.) Marion (H.S.)	_____	_____
3-3	522	Mike Kopecky (Sr.) Barrington	_____	_____
4-1	33	Josh Daly (Sr.) St. Charles (H.S.)	_____	_____
4-2	884	Chris Ellis (Sr.) Chicago (C. Vocational)	_____	_____
4-3	838	Alan Colindres (Sr.) Chicago (Kenwood)	_____	_____

**HEAT NO. 3**

Alley	No.	Competitor, School	Place	Time
1-1	15	Dave Zahrieh (Sr.) Lombard (Glenbard East)	_____	_____
1-2	70	Dameon Moore (Jr.) Bloomington (H.S.)	_____	_____
1-3	391	Nick Hade (Sr.) Rockton (Hononegah)	_____	_____
2-1	79	Jason Sempsrott (Jr.) Champaign (Central)	_____	_____
2-2	106	Brian Woodard (Jr.) Decatur (Stephen Decatur)	_____	_____
2-3	295	Omar Davis (Sr.) Alton (Sr.)	_____	_____
3-1	198	Kevin O'Connor (Sr.) Chicago (Marist)	_____	_____
3-2	576	Scott Lipski (Sr.) Antioch	_____	_____
3-3	793	Jason Beck (Jr.) Park Forest (Rich East)	_____	_____
4-1	209	Kwame Foucher (Sr.) Chicago (St. Rita)	_____	_____
4-2	273	Chris Rodriguez (Sr.) Rock Falls	_____	_____
4-3	438	Neil Rubenstein (Jr.) Skokie (Niles North)	_____	_____

# Event No. 13

# 800-Meter Relay

Event Data		
	Class A	Class AA
Total Qualifiers	32	36
Total Regular Qualifiers	32	32
Total Extra Qualifiers	0	4
No. of Heats/Sections/Flights	4	4
Time of Finals	2:40 p.m.	2:40 p.m.
Qualifying Standard	1:32.9	1:30.3

## Class A Sectional Performances

1:31.5 Knoxville	1:34.4 Newton
1:31.6 Aledo	1:34.7 Manteno
1:31.9 Carterville	1:34.7 Chicago
1:32.2 Cairo	(Providence-St. Mel)
1:32.4 Forreston	1:34.8 St. Anne
1:32.5 Chicago (University)	1:34.8 Freeburg
1:33.1 St. Joseph (S.J.-Ogden)	1:35.2 Auburn
1:33.1 Robinson	1:35.4 Riverton
1:33.1 Lemont (H.S.)	1:35.5 Clinton
1:33.3 Arcola	1:36.0 Gillespie
1:33.3 Spring Valley (Hall)	1:36.1 Cerro Gordo
1:33.4 Lewistown	1:36.7 Mendon (Unity)
1:33.5 Rushville	1:36.8 Genoa (G.-Kingston)
1:33.6 Herscher	1:37.1 Annawan
1:33.6 Maple Park (Kaneland)	1:37.4 Braidwood
1:33.9 Kewanee (H.S.) (Co-op)	(Reed Custer)
1:33.9 Fulton (H.S.)	
1:34.0 Madison (Co-op)	

## Class AA Sectional Performances

1:27.9 Decatur (MacArthur)	1:30.3 Naperville (Central)
1:28.0 Olympia Fields	1:30.3 Libertyville
(Rich Central)	1:30.3 Champaign (Central)
1:28.2 East St. Louis (Sr.)	1:30.4 Winnetka (New Trier)
1:28.8 Zion (Z.-Benton)	1:30.4 Wheaton (North)
1:28.9 Waukegan	1:30.6 Chicago (Dunbar)
1:29.3 Hillside (Proviso West)	1:30.9 Salem
1:29.3 Oswego	1:30.9 Springfield (Lanphier)
1:29.3 Dolton (Thornridge)	1:30.9 Chicago (Lane)
1:29.5 Evanston (Twp.)	1:31.0 Elmhurst (York)
1:29.5 East Moline (United)	1:31.3 Chicago (Steinmetz)
1:29.5 Decatur (Eisenhower)	1:31.4 Hoffman Estates
1:29.8 Oak Lawn (Richards)	(Conant)
1:30.0 Bloomington (H.S.)	1:31.5 Arlington Hts. (Hersey)
1:30.1 Rock Island (H.S.)	1:31.5 O'Fallon
1:30.1 Moline	1:31.6 Chicago (Mt. Carmel)
1:30.2 East St. Louis (Lincoln)	1:31.7 Chicago (Austin)
1:30.3 Rockford (East)	1:32.5 Bartonville (Limestone)
1:30.3 Streamwood	1:32.5 Rockton (Hononegah)

## Class A Competitors

### HEAT NO. 1

Lane	School	Place	Time
1	Riverton	—	—
2	Auburn	—	—
3	Kewanee (H.S.) (Co-op)	—	—
4	Robinson	—	—
5	Knoxville	—	—
6	Lemont (H.S.)	—	—
7	Fulton (H.S.)	—	—
8	Braidwood (Reed Custer)	—	—

### HEAT NO. 2

Lane	School	Place	Time
1	Annawan	—	—
2	Freeburg	—	—
3	Maple Park (Kaneland)	—	—
4	St. Joseph (S.J.-Ogden)	—	—
5	Aledo	—	—
6	Arcola	—	—
7	Madison (Co-op)	—	—
8	Clinton	—	—

### HEAT NO. 3

Lane	School	Place	Time
1	Genoa (G.-Kingston)	—	—
2	St. Anne	—	—
3	Herscher	—	—
4	Chicago (University)	—	—
5	Carterville	—	—
6	Spring Valley (Hall)	—	—
7	Newton	—	—
8	Gillespie	—	—

### HEAT NO. 4

Lane	School	Place	Time
1	Mendon (Unity)	—	—
2	Chicago (Providence-St. Mel)	—	—
3	Rushville	—	—
4	Forreston	—	—
5	Cairo	—	—
6	Lewistown	—	—
7	Manteno	—	—
8	Cerro Gordo	—	—

## Class AA Competitors

HEAT NO. 1				HEAT NO. 3			
Lane	School	Place	Time	Lane	School	Place	Time
1	Salem	---	---	1	Hoffman Estates (Conant)	---	---
2	Chicago (Dunbar)	---	---	2	Naperville (Central)	---	---
3	Evanston (Twp.)	---	---	3	Rock Island (H.S.)	---	---
4	Dolton (Thornridge)	---	---	4	East St. Louis (Sr.)	---	---
5	Decatur (MacArthur)	---	---	5	Hillside (Proviso West)	---	---
6	East St. Louis (Lincoln)	---	---	6	Decatur (Eisenhower)	---	---
7	Rockford (East)	---	---	7	Winnetka (New Trier)	---	---
8	O'Fallon	---	---	8	Chicago (Lane)	---	---
9	Chicago (Mt. Carmel)	---	---	9	Bartonville (Limestone)	---	---

HEAT NO. 2				HEAT NO. 4			
Lane	School	Place	Time	Lane	School	Place	Time
1	Arlington Hts. (Hersey)	---	---	1	Chicago (Steinmetz)	---	---
2	Wheaton (North)	---	---	2	Libertyville	---	---
3	East Moline (United)	---	---	3	Oak Lawn (Richards)	---	---
4	Oswego	---	---	4	Waukegan	---	---
5	Olympia Fields (Rich Central)	---	---	5	Zion (Z.-Benton)	---	---
6	Moline	---	---	6	Bloomington (H.S.)	---	---
7	Streamwood	---	---	7	Champaign (Central)	---	---
8	Springfield (Lanphier)	---	---	8	Elmhurst (York)	---	---
9	Chicago (Austin)	---	---	9	Rockton (Hononegah)	---	---

## Charting Boys State Final Qualifiers

School Year	Class A			Class AA			State Grand Totals		
	Schools Assigned	Schools Advancing	Total Boys	Schools Assigned	Schools Advancing	Total Boys	Schools Assigned	Schools Advancing	Total Boys
1978	370	198	605	322	203	842	692	401	1447
1979	366	208	652	323	209	914	689	417	1566
1980	374	209	675	316	195	856	680	394	1541
1981	378	210	670	313	211	910	691	421	1580
1982	373	209	665	304	204	876	677	513	1241
1983	363	206	713	309	206	955	672	412	1668
1984	348	207	674	305	199	894	653	406	1568
1985	350	201	676	303	201	834	653	402	1510
1986	346	217	724	301	192	855	647	409	1579
1987	339	202	678	303	184	782	642	386	1460
1988	335	215	827	301	201	1001	636	416	1828
1989	314	200	779	300	186	882	614	386	1661
1990	303	188	769	296	185	925	599	373	1694
1991	300	182	779	292	183	837	592	365	1616
1992	297	180	812	274	200	883	571	380	1695

# Event No. 14

# 400-Meter Dash

### Event Data

	Class A	Class AA
Total Qualifiers	32	40
Total Regular Qualifiers	32	32
Total Extra Qualifiers	1	8
No. of Heats/Sections/Flights	4	5
Time of Finals	3:00 p.m.	3:00 p.m.
Qualifying Standard	:51.3	:50.0

## Class A Sectional Performances

:48.8	Jubal Alvis (Sr.) DuQuoin	:52.0	Joe Hosey (Fr.) Burlington (Central)
:49.5	Dylan Cooper (So.) Villa Grove	:52.0	Ryan Martin (Sr.) Bethany
:49.6	Kerstan McAfee (Jr.) Pawnee (Co-op)	:52.1	Toby Vallas (So.) Knoxville
:49.7	Mike Eudy (Sr.) Anna (A.-Jonesboro)	:52.1	Ian Smith (Jr.) Knoxville
:50.2	Chad Lakatos (Sr.) Harrisburg	:52.4	Bob Gibson (So.) Trenton (Wesclin)
:50.4	Joe Company (Sr.) LeRoy	:52.4	Matt Ketchum (Sr.) Lemont (H.S.)
:50.5	Jayson Lietzen (Jr.) Lena (L.-Winslow)	:52.4	Rob Noe (Jr.) Marengo
:50.5	Timothy Edwards (Sr.) Chicago (Luther South)	:52.5	Eric Arnold (Sr.) Glasford (Illini Bluffs)
:50.8	Shawn Seaney (Sr.) Robinson	:52.5	Jon Paul Jonkheer (Jr.) Wheaton (St. Francis)
:50.9	Theo Durham (Sr.) Chicago (Providence-St. Mel)	:52.8	Jim Gustafson (Sr.) Rushville
:51.0	Jeff Hinton (Jr.) Tampico (Co-op)	:52.9	Malcolm Windmon (Jr.) St. Anne
:51.3	Jay Culton (Sr.) Broadlands (Heritage) (Co-op)	:53.0	Chris Monke (Sr.) Mt. Olive
:51.3	Joe Trimble (Sr.) Shelbyville	:53.1	Troy Pfeifer (Sr.) Bismarck (B.-Henning)
:51.3	Don Prograis (Sr.) Girard	:53.1	Paul Richardson (Jr.) Sparta
:51.5	Bob Merrell (So.) Oregon (Co-op)	:53.3	Tim Ritzema (Sr.) Lansing (Illiana Christian)
:51.5	Seth Bond (Sr.) Washburn (Lowpoint-W.) (Co-op)	:53.7	Sam Herkert (Sr.) Camp Point (Central)
:51.8	Chuck VanDrunen (Sr.) Lansing (Illiana Christian)		

## Class A Competitors

### HEAT NO. 1

Lane	No.	Competitor, School	Place	Time
1	292	Tim Ritzema (Sr.) Lansing (Illiana Christian)	---	---
2	559	Rob Noe (Jr.) Marengo	---	---
3	355	Seth Bond (Sr.) Washburn (Lowpoint-W.) (Co-op)	---	---
4	770	Timothy Edwards (Sr.) Chicago (Luther South)	---	---
5	403	Jubal Alvis (Sr.) DuQuoin	---	---
6	475	Shawn Seaney (Sr.) Robinson	---	---
7	289	Chuck VanDrunen (Sr.) Lansing (Illiana Christian)	---	---
8	503	Eric Arnold (Sr.) Glasford (Illini Bluffs)	---	---
9	199	Sam Herkert (Sr.) Camp Point (Central)	---	---

## Class AA Sectional Performances

:47.7	Phil Bryan (Sr.) Waukegan	:49.9	Ben Hahn (Jr.) Geneseo (Darnall)
:48.1	Omari Banner (Sr.) East St. Louis (Lincoln)	:50.0	Tim Cedarlund (Sr.) Crystal Lake (South)
:48.4	Ryan Ross (Sr.) East St. Louis (Lincoln)	:50.0	Wallace Sullivan (Jr.) West Chicago (H.S.)
:48.5	Ben Beyers (Sr.) Champaign (Centennial)	:50.0	Damon Coffie (Sr.) Kankakee (Sr.)
:48.6	Marcel Wilson (Jr.) Park Forest (Rich East)	:50.1	Reggie Echols (Jr.) Chicago (Austin)
:48.6	Ed Rozell (So.) Chicago (Brother Rice)	:50.4	Jason Kent (Jr.) Hoffman Estates (H.S.)
:48.7	Ken Owens (So.) Tinley Park (H.S.)	:50.5	Jerel Massingill (Sr.) Darien (Hinsdale South)
:48.7	Camara Tucker (Jr.) East St. Louis (Sr.)	:50.5	Jason Brown (Sr.) Chicago (Steinmetz)
:48.8	Jerry Crimmins (Sr.) Chicago (St. Ignatius)	:50.5	Carl Young (So.) Zion (Z.-Benton)
:48.8	Torey Botti (Sr.) Oak Lawn (Community)	:50.5	Kent Bailey (Jr.) Canton
:49.2	Marc Borrelli (Jr.) Tinley Park (Andrew)	:50.5	Chris Adams (Sr.) Bensenville (Fenton)
:49.3	Mike Lee (Sr.) Chicago (St. Ignatius)	:50.8	Ardel Leak (Sr.) Springfield (Southeast)
:49.4	Andre Noel (So.) South Holland (Thornwood)	:51.0	Chad Cremeens (Sr.) Stanford (Olympia)
:49.4	Antony Myrthil (Sr.) Evanston (Twp.)	:51.0	Mike Trieloff (Sr.) Belvidere
:49.5	Jamal Wolfe (So.) Chicago Hts. (Bloom Trail)	:51.1	Triston Gunn (Sr.) Rolling Meadows
:49.6	Tyrin Wilson (Jr.) Peoria (Manual)	:51.1	Ben Kratzer (So.) Lisle (Benet)
:49.7	John Thompson (Sr.) Olympia Fields (Rich Central)	:51.4	Tim Wickham (Sr.) O'Fallon
:49.8	Pharaoh Gay (Sr.) Joliet (Central)	:51.8	Jason Schneider (Sr.) Mascoutah
:49.8	Alonzo McCoy (Sr.) East St. Louis (Sr.)	:51.9	Kevin Murray (Jr.) Oswego
		:51.9	Jack Patton (Sr.) Chicago (Agricultural Science)
		:52.1	Lance Neely (So.) Chicago (Hubbard)

### HEAT NO. 2

Lane	No.	Competitor, School	Place	Time
1	647	Paul Richardson (Jr.) Sparta	---	---
2	156	Matt Ketchum (Sr.) Lemont (H.S.)	---	---
3	773	Theo Durham (Sr.) Chicago (Providence-St. Mel)	---	---
4	34	Jayson Lietzen (Jr.) Lena (L.-Winslow)	---	---
5	756	Dylan Cooper (So.) Villa Grove	---	---
6	43	Bob Merrell (So.) Oregon (Co-op)	---	---
7	529	Joe Hosey (Fr.) Burlington (Central)	---	---
8	192	Jon Paul Jonkheer (Jr.) Wheaton (St. Francis)	---	---
9			---	---

### HEAT NO. 3

Lane	No.	Competitor, School	Place	Time
1	570	Troy Pfeifer (Sr.) Bismarck (B.-Henning)	---	---
2	648	Bob Gibson (So.) Trenton (Wesclin)	---	---
3	63	Don Prograis (Sr.) Girard	---	---
4	85	Kerstan McAfee (Jr.) Pawnee (Co-op)	---	---
5	675	Joe Company (Sr.) LeRoy	---	---
6	349	Jeff Hinton (Jr.) Tampico (Co-op)	---	---
7	651	Ryan Martin (Sr.) Bethany	---	---

**HEAT NO. 3 (cont'd)**

Lane	No.	Competitor, School	Place	Time
8	515	Jim Gustafson (Sr.) Rushville	—	—
9			—	—

**HEAT NO. 2 (cont'd)**

Lane	No.	Competitor, School	Place	Time
8	121	Chad Cremeens (Sr.) Stanford (Olympia)	—	—
9			—	—

**HEAT NO. 4**

Lane	No.	Competitor, School	Place	Time
1	232	Chris Monke (Sr.) Mt. Olive	—	—
2	127	Toby Vallas (So.) Knoxville	—	—
3	484	Joe Trimble (Sr.) Shelbyville	—	—
4	410	Chad Lakatos (Sr.) Harrisburg	—	—
5	358	Mike Eudy (Sr.) Anna (A.-Jonesboro)	—	—
6	713	Jay Culton (Sr.) Broadlands (Heritage) (Co-op)	—	—
7	126	Ian Smith (Jr.) Knoxville	—	—
8	598	Malcolm Windmon (Jr.) St. Anne	—	—
9			—	—

**HEAT NO. 3**

Lane	No.	Competitor, School	Place	Time
1	178	Kevin Murray (Jr.) Oswego	—	—
2	774	Damon Coffie (Sr.) Kankakee (Sr.)	—	—
3	794	Andre Noel (So.) South Holland (Thornwood)	—	—
4	330	Camara Tucker (Jr.) East St. Louis (Sr.)	—	—
5	309	Ryan Ross (Sr.) East St. Louis (Lincoln)	—	—
6	136	Pharaoh Gay (Sr.) Joliet (Central)	—	—
7	620	Carl Young (So.) Zion (Z.-Benton)	—	—
8	343	Mike Trieloff (Sr.) Belvidere	—	—
9			—	—

**HEAT NO. 4**

Lane	No.	Competitor, School	Place	Time
1	469	Jason Schneider (Sr.) Mascoutah	—	—
2	867	Jason Brown (Sr.) Chicago (Steinmetz)	—	—
3	786	John Thompson (Sr.) Olympia Fields (Rich Central)	—	—
4	78	Ben Beyers (Sr.) Champaign (Centennial)	—	—
5	234	Ken Owens (So.) Tinley Park (H.S.)	—	—
6	412	Antony Myrthil (Sr.) Evanston (Twp.)	—	—
7	813	Reggie Echols (Jr.) Chicago (Austin)	—	—
8	554	Triston Gunn (Sr.) Rolling Meadows	—	—
9			—	—

**Class AA Competitors****HEAT NO. 1**

Lane	No.	Competitor, School	Place	Time
1	834	Lance Neely (So.) Chicago (Hubbard)	—	—
2	3	Chris Adams (Sr.) Bensenville (Fenton)	—	—
3	254	Ben Hahn (Jr.) Geneseo (Darnall)	—	—
4	400	Jerry Crimmins (Sr.) Chicago (St. Ignatius)	—	—
5	607	Phil Bryan (Sr.) Waukegan	—	—
6	230	Marc Borreli (Jr.) Tinley Park (Andrew)	—	—
7	361	Tim Cedarlund (Sr.) Crystal Lake (South)	—	—
8	682	Ardel Leak (Sr.) Springfield (Southeast)	—	—
9			—	—

**HEAT NO. 5**

Lane	No.	Competitor, School	Place	Time
1	734	Ben Kratzer (So.) Lisle (Benet)	—	—
2	535	Jason Kent (Jr.) Hoffman Estates (H.S.)	—	—
3	651	Tyrin Wilson (Jr.) Peoria (Manual)	—	—
4	185	Ed Rozell (So.) Chicago (Brother Rice)	—	—
5	792	Marcel Wilson (Jr.) Park Forest (Rich East)	—	—
6	751	Jamal Wolfe (So.) Chicago Hts. (Bloom Trail)	—	—
7	690	Jerel Massingill (Sr.) Darien (Hinsdale South)	—	—
8	492	Tim Wickham (Sr.) O'Fallon	—	—
9			—	—

**HEAT NO. 2**

Lane	No.	Competitor, School	Place	Time
1	804	Jack Patton (Sr.) Chicago (Agricultural Science)	—	—
2	46	Wallace Sullivan (Jr.) West Chicago (H.S.)	—	—
3	332	Alonzo McCoy (Sr.) East St. Louis (Sr.)	—	—
4	310	Omari Banner (Sr.) East St. Louis (Lincoln)	—	—
5	214	Torey Botti (Sr.) Oak Lawn (Community)	—	—
6	402	Mike Lee (Sr.) Chicago (St. Ignatius)	—	—
7	237	Kent Bailey (Jr.) Canton	—	—

# Event No. 15

# 300-Meter Intermediate Hurdles

### Event Data

	Class A	Class AA
Total Qualifiers	33	49
Total Regular Qualifiers	32	32
Total Extra Qualifiers	1	17
No. of Heats/Sections/Flights	4	6
Time of Finals	3:10 p.m.	3:10 p.m.
Qualifying Standard	:41.0	:40.0

## Class A Sectional Performances

:39.5 Kent Schafer (Sr.) Newton	:41.0 Frank Briguglio (Jr.) Elmwood Park
:39.6 Rodney Beard (So.) Mounds (Meridian)	:41.2 Matt Niemeyer (Sr.) Mt. Olive
:39.7 Clint Connor (Sr.) Christopher (Co-op)	:41.2 Paul Romanowski (Sr.) Lemont (H.S.)
:39.9 Scott Hicks (Jr.) Prophetstown	:41.3 Edwin Evers (Jr.) Seneca
:39.9 Ryan McLean (Sr.) Auburn	:41.4 Josh Totten (Sr.) Clay City (Co-op)
:40.2 Mike Freeze (Sr.) Forreston	:41.4 Bryan Albrecht (So.) Coal City
:40.3 Keith Gardner (Sr.) Maple Park (Kaneland)	:41.5 Ryan Jimison (Jr.) Cerro Gordo
:40.4 Stuart Russell (Sr.) Herscher	:41.5 Ryan Reifsteck (Sr.) Bismarck (B.-Henning)
:40.4 Mike Nicholes (Jr.) Palos Hts. (Chicago Christian)	:41.6 Jay Mabry (Jr.) Niantic (N.-Harristown)
:40.5 Eric Faoro (Sr.) Kewanee (H.S.) (Co-op)	:41.7 Shawn Norris (Jr.) Virden
:40.7 Joel Crawford (Sr.) Glasford (Illini Bluffs)	:41.9 Dylan Maddox (Jr.) St. Joseph (S.J.-Ogden)
:40.8 Mark Monahan (Sr.) Arcola	:42.0 Tony Carroll (So.) Freeburg
:40.8 Curt Dykstra (Sr.) Fulton (H.S.)	:42.0 Denny Miller (Sr.) Maple Park (Kaneland)
:41.0 Ray Sujewicz (Sr.) Wheaton (St. Francis)	:42.0 Dennis Bohlen (So.) Staunton
:41.0 Clay Redding (Jr.) Bushnell (B.-Prairie City) (Co-op)	:42.1 Bart Knight (Jr.) Greenville
:41.0 Darnell Burtin (Sr.) Chicago (Providence-St. Mel)	:42.4 Hugh Brown (Sr.) Aledo
	:42.6 Drue Kampmann (So.) Orion

## Class AA Sectional Performances

:37.2 Marcus Phillips (Sr.) Decatur (MacArthur)	:39.7 Andre Logan (Sr.) East St. Louis (Lincoln)
:37.9 Carlton Clark (Sr.) Olympia Fields (Rich Central)	:39.7 Shane Hampton (Jr.) Herrin
:38.1 Kendall Strickland (Sr.) Glenview (Glenbrook South)	:39.7 Chris Campbell (Jr.) Hinsdale (Central)
:38.2 Otis Dunson (Sr.) Chicago (Farragut)	:39.7 Eric Larsen (Jr.) Tinley Park (H.S.)
:38.5 Mike Evers (Sr.) Blue Island (Eisenhower)	:39.8 Nathan Busse (Jr.) Palatine (Fremd)
:38.9 Gary Fowler (Jr.) Summit (Argo)	:39.8 John Christensen (Jr.) Lake Zurich
:38.9 Mark Miley (Jr.) Alton (Sr.)	:39.8 Jim Kandl (Sr.) Naperville (North)
:39.1 Darnell Davis (Sr.) Aurora (West)	:39.8 Laurel Wilson (Jr.) Evanston (Twp.)
:39.1 Kevin Adams (Sr.) Chicago (Young)	:39.9 Greg Williams (Sr.) Waukegan
:39.2 Zach Stengel (Sr.) Rock Island (H.S.)	:39.9 John Day (So.) Springfield (Lanphier)
:39.2 Dave Ness (Jr.) Skokie (Niles North)	:39.9 Erik Scott (Jr.) Roxanna
:39.2 Dan Halstead (Sr.) Orland Park (Sandburg)	:39.9 Clint Bartman (Sr.) Lincoln
:39.3 Frank Pettaway (Sr.) Wheaton (North)	:39.9 Jabali Sapho (Sr.) Chicago (Austin)
:39.3 Marlon Rias (Sr.) Harvey (Thornton)	:39.9 Steve Shaw (Sr.) Joliet (Central)
:39.3 Deondra Jones (Sr.) Chicago (King)	:40.0 Eric Collier (Jr.) Dixon
:39.5 Aaron Dalby (Jr.) Mattoon	:40.0 Chad Pearson (Jr.) Belvidere
:39.5 Andy Wind (Sr.) Lockport (Twp.)	:40.0 Peter Owen (Sr.) Lake Forest (H.S.)
:39.6 William Lash (Jr.) Mt. Vernon	:40.0 Adam Mrozawski (Sr.) Springfield (Scared Heart-Griffin)
:39.6 Edward Macklin (Jr.) Peoria (Manual)	:40.0 Devon Larsen (Sr.) Ottawa (Twp.)
:39.6 Greg Watchinski (Jr.) Decatur (Stephen Decatur)	:40.0 Mike Gonzales (Jr.) McHenry (H.S.)
:39.6 Nicholas Johnston (Jr.) Flossmoor (Homewood-F.)	:40.0 Mike McNally (Sr.) Lisle (Benet)
:39.6 Robert Hare (Sr.) Evanston (Twp.)	:40.0 Mike Vergamini (Jr.) Lockport (Twp.)
:39.7 Rob Twynning (Sr.) Belvidere	:40.0 Craig Roscoe (Jr.) Oswego
:39.7 Tim Fischer (Sr.) Elmhurst (York)	:40.2 John Stevenson (Sr.) Geneva
	:40.5 Mark Demuth (Sr.) Hoffman Estates (Conant)

## Class A Competitors

### HEAT NO. 1

Lane	No.	Competitor, School	Place	Time
1	112	Hugh Brown (Sr.) Aledo	_____	_____
2	795	Frank Briguglio (Jr.) Elmwood Park	_____	_____
3	775	Darnell Burtin (Sr.) Chicago (Providence-St. Mel)	_____	_____
4	587	Stuart Russell (Sr.) Herscher	_____	_____
5	456	Kent Schafer (Sr.) Newton	_____	_____
6	810	Mike Nicholes (Jr.) Palos Hts. (Chicago Christian)	_____	_____
7	571	Ryan Reifsteck (Sr.) Bismarck (B.-Henning)	_____	_____
8	677	Jay Mabry (Jr.) Niantic (N.-Harristown)	_____	_____
9	133	Drue Kampmann (So.) Orion	_____	_____

### HEAT NO. 2

Lane	No.	Competitor, School	Place	Time
1	102	Shawn Norris (Jr.) Virden	_____	_____
2	659	Ryan Jimison (Jr.) Cerro Gordo	_____	_____
3	486	Clay Redding (Jr.) Bushnell (B.-Prairie City) (Co-op)	_____	_____
4	545	Keith Gardner (Sr.) Maple Park (Kaneland)	_____	_____
5	422	Rodney Beard (So.) Mounds (Meridian)	_____	_____
6	323	Eric Faoro (Sr.) Kewanee (H.S.) (Co-op)	_____	_____
7	231	Matt Niemeyer (Sr.) Mt. Olive	_____	_____
8	631	Bart Knight (Jr.) Greenville	_____	_____
9			_____	_____

### HEAT NO. 3

Lane	No.	Competitor, School	Place	Time
1	249	Dennis Bohlen (So.) Staunton	_____	_____
2	267	Bryan Albrecht (So.) Coal City	_____	_____
3	187	Ray Sujewicz (Sr.) Wheaton (St. Francis)	_____	_____
4	400	Clint Connor (Sr.) Christopher (Co-op)	_____	_____
5	11	Mike Freeze (Sr.) Forreston	_____	_____
6	502	Joel Crawford (Sr.) Glasford (Illini Bluffs)	_____	_____
7	155	Paul Romanowski (Sr.) Lemont (H.S.)	_____	_____
8	743	Dylan Maddox (Jr.) St. Joseph (S.J.-Ogden)	_____	_____
9			_____	_____

**HEAT NO. 4**

Lane	No.	Competitor, School	Place	Time
1	626	Tony Carroll (So.) Freeburg	_____	_____
2	434	Josh Totten (Sr.) Clay City (Co-op)	_____	_____
3	18	Curt Dykstra (Sr.) Fulton (H.S.)	_____	_____
4	57	Ryan McLean (Sr.) Auburn	_____	_____
5	343	Scott Hicks (Jr.) Prophetstown	_____	_____
6	709	Mark Monahan (Sr.) Arcola	_____	_____
7	301	Edwin Evers (Jr.) Seneca	_____	_____
8	551	Denny Miller (Sr.) Maple Park (Kaneland)	_____	_____
9			_____	_____

**HEAT NO. 3**

Lane	No.	Competitor, School	Place	Time
1	141	Mike Vergamini (Jr.) Lockport (Twp.)	_____	_____
2	730	Chris Campbell (Jr.) Hinsdale (Central)	_____	_____
3	413	Robert Hare (Sr.) Evanston (Twp.)	_____	_____
4	422	Kendall Strickland (Sr.) Glenview (Glenbrook South)	_____	_____
5	280	Zach Stengel (Sr.) Rock Island (H.S.)	_____	_____
6	846	Deondra Jones (Sr.) Chicago (King)	_____	_____
7	670	John Day (So.) Springfield (Lanphier)	_____	_____
8	241	Eric Collier (Jr.) Dixon	_____	_____
9			_____	_____

**Class AA Competitors****HEAT NO. 1**

Lane	No.	Competitor, School	Place	Time
1	10	John Stevenson (Sr.) Geneva	_____	_____
2	108	Clint Bartman (Sr.) Lincoln	_____	_____
3	305	Andre Logan (Sr.) East St. Louis (Lincoln)	_____	_____
4	100	Marcus Phillips (Sr.) Decatur (MacArthur)	_____	_____
5	229	Dan Halstead (Sr.) Orland Park (Sandburg)	_____	_____
6	56	Frank Pettaway (Sr.) Wheaton (North)	_____	_____
7	715	Tim Fischer (Sr.) Elmhurst (York)	_____	_____
8	807	Jabali Sapho (Sr.) Chicago (Austin)	_____	_____
9	533	Mark Demuth (Sr.) Hoffman Estates (Conant)	_____	_____

**HEAT NO. 2**

Lane	No.	Competitor, School	Place	Time
1	137	Steve Shaw (Sr.) Joliet (Central)	_____	_____
2	340	Erik Scott (Jr.) Roxana	_____	_____
3	342	Rob Twynning (Sr.) Belvidere	_____	_____
4	782	Carlton Clark (Sr.) Olympia Fields (Rich Central)	_____	_____
5	439	Dave Ness (Jr.) Skokie (Niles North)	_____	_____
6	772	Marlon Rias (Sr.) Harvey (Thornton)	_____	_____
7	462	Shane Hampton (Jr.) Herrin	_____	_____
8	179	Craig Roscoe (Jr.)	_____	_____
9			_____	_____

**HEAT NO. 4**

Lane	No.	Competitor, School	Place	Time
1	735	Mike McNally (Sr.) Lisle (Benet)	_____	_____
2	606	Greg Williams (Sr.) Waukegan	_____	_____
3	109	Aaron Dalby (Jr.) Mattoon	_____	_____
4	824	Otis Dunson (Sr.) Chicago (Farragut)	_____	_____
5	894	Kevin Adams (Sr.) Chicago (Young)	_____	_____
6	764	Nicholas Johnston (Jr.) Flossmoor (Homewood-F.)	_____	_____
7	235	Eric Larsen (Jr.) Tinely Park (H.S.)	_____	_____
8	344	Chad Pearson (Jr.) Belvidere	_____	_____
9			_____	_____

**HEAT NO. 5**

Lane	No.	Competitor, School	Place	Time
1	364	Mike Gonzales (Jr.) McHenry (H.S.)	_____	_____
2	415	Laurel Wilson (Jr.) Evanston (Twp.)	_____	_____
3	107	Greg Watchinski (Jr.) Decatur (Stephen Decatur)	_____	_____
4	131	Darnell Davis (Sr.) Aurora (West)	_____	_____
5	182	Mike Evers (Sr.) Blue Island (Eisenhower)	_____	_____
6	143	Andy Wind (Sr.) Lockport (Twp.)	_____	_____
7	543	Nathan Busse (Jr.) Palatine (Fremd)	_____	_____
8	583	Peter Owen (Sr.) Lake Forest (H.S.)	_____	_____
9			_____	_____

**HEAT NO. 6**

Lane	No.	Competitor, School	Place	Time
1	681	Adam Mrozawski (Sr.) Springfield (Sacred Heart-Griffin)	_____	_____
2	162	Jim Kandl (Sr.) Naperville (North)	_____	_____
3	481	William Lash (Jr.) Mt. Vernon	_____	_____
4	293	Mark Miley (Jr.) Alton (Sr.)	_____	_____
5	740	Gary Fowler (Jr.) Summit (Argo)	_____	_____
6	659	Edward Macklin (Jr.) Peoria (Manual)	_____	_____
7	585	John Christensen (Jr.) Lake Zurich	_____	_____
8	266	Devon Larsen (Sr.) Ottawa (Twp.)	_____	_____
9			_____	_____

# Event No. 16

# 1600-Meter Run

## Event Data

	Class A	Class AA
Total Qualifiers	45	34
Total Regular Qualifiers	32	32
Total Extra Qualifiers	13	2
No. of Heats/Sections/Flights	4	3
Time of Finals	3:25 p.m.	3:25 p.m.
Qualifying Standard	4:40.0	4:24.0

## Class A Sectional Performances

4:21.8	John Jess (Jr.) Arthur	4:38.9	Chad Rice (Jr.) Robinson
4:24.2	Brad Kaufmann (Sr.) Tremont	4:39.1	Brian Rasmussen (Sr.) Stillman Valley
4:26.1	Steve Faley (Sr.) Wheaton (St. Francis)	4:39.3	Ryan Meece (Jr.) Coal City
4:27.7	Barry Pearman (Jr.) Georgetown (G.-Ridge Farm)	4:39.3	Brian Herron (Jr.) Manito (Midwest Central)
4:27.9	Joe Alexander (Jr.) Clinton	4:39.5	Jeff Green (Sr.) Woodhull (Alwood)
4:28.8	Brian Allen (Jr.) St. Joseph (S.J.-Ogden)	4:39.6	Chris Swinson (Jr.) Clay City (Co-op)
4:29.5	Jason Zieron (Jr.) Carmi (C.-White County)	4:39.8	Nick Leonard (Sr.) Tuscola
4:30.5	David McEvers (Jr.) Petersburg (Porta)	4:39.9	Al Esparza (So.) Rock Island (Alleman)
4:33.2	Kevin Eggan (Sr.) Normal (University)	4:40.0	David Jayne (Sr.) Newton
4:34.1	Pat Klimaszewski (Sr.) DePue	4:40.0	Omar Jassim (Jr.) Urbana (University)
4:34.6	Mike McBride (So.) Villa Grove	4:40.1	Troy Walker (Sr.) Herscher
4:35.3	Ted Radtke (Sr.) Rochester	4:40.6	Joey Christensen (Jr.) Coal City
4:35.7	Colby Linnemann (Sr.) Breese (Mater Dei)	4:42.7	Tom Purvis (Sr.) Maple Park (Kaneland)
4:35.9	Jason McKinney (So.) Georgetown (G.-Ridge Farm)	4:43.1	Jeff Obert (Sr.) Liberty
4:36.0	Ron Perry (Jr.) West Frankfort (Frankfort)	4:44.1	Eric Clark (So.) Rockford (Lutheran)
4:36.4	Jason Gass (Sr.) Westville	4:44.8	Travis Roundcount (Sr.) Carrollton
4:37.3	Aaron Cook (Jr.) Sandwich	4:45.0	Chad Anderson (Sr.) Kewanee (H.S.) (Co-op)
4:37.6	Jason Daub (So.) Pecatonica (Co-op)	4:45.7	Dino Bolos (Sr.) Elmwood Park
4:38.0	Brent Pinkston (Jr.) Sterling (Newman Central Catholic)	4:49.0	Ross Kempf (So.) Varna (Mid-County) (Co-op)
4:38.2	David Malone (Sr.) Robinson	4:50.1	Brad Odjers (Fr.) Watseka (Co-op)
4:38.5	Joseph Parks (Fr.) Eldorado	4:52.0	Jason Anhalt (Sr.) Elmwood Park
4:38.5	B. J. McDaniel (So.) Arthur		
4:38.6	Jeremy Parks (Fr.) Eldorado		
4:38.9	Dave Venhaus (Sr.) Breese (Mater Dei)		

## Class AA Sectional Performances

4:18.5	John Weigel (Sr.) Metamora	4:26.5	Bob Groner (Fr.) Oak Forest
4:19.6	Solomon Woods (Sr.) Schaumburg	4:26.9	Chris Cox (Sr.) Oswego
4:19.7	Maha Martinez (Sr.) Hoffman Estates (H.S.)	4:27.0	Terry Patterson (Sr.) Rockford (Auburn)
4:20.2	Jose DeLeon (Sr.) Chicago Hts. (Bloom)	4:27.1	John Kandl (Jr.) Naperville (North)
4:21.5	Steve Watson (Sr.) Herrin	4:27.1	David Dietz (Sr.) Rockford (Guilford)
4:22.0	Scott Szperra (Sr.) Mt. Vernon	4:28.7	Jeff Pogany (Jr.) Skokie (Niles North)
4:22.4	Chris Peters (Sr.) Lisle (Benet)	4:28.7	Jamie Verstraete (So.) Moline
4:22.7	Augustin Coronado (Sr.) Berwyn-Cicero (Morton)	4:30.3	Tim Donahugh (Sr.) Park Ridge (Maine East)
4:23.7	Rich Balnius (Sr.) Summit (Argo)	4:31.0	Nathan Westin (Jr.) Libertyville
4:23.8	Robert Fischer (Sr.) Oak Park (O.P.-River Forest)	4:31.1	Tim Kerr (So.) Quincy (Sr.)
4:23.9	Terry Durbin (Sr.) Pekin	4:32.0	Pat Joyce (Jr.) Lincolnshire (Stevenson)
4:24.4	Tom Boyd (Jr.) Villa Park (Willowbrook)	4:32.2	Willie Morris (Sr.) East St. Louis (Sr.)
4:24.5	Troy Weaver (So.) Stanford (Olympia)	4:33.0	Scott Anderson (Sr.) Chicago (Young)
4:25.0	Elliot Nott (Jr.) Normal (Community)	4:35.5	Tom Shirrell (Sr.) Alton (Sr.)
4:25.4	Mike Zimmerman-Smaidris (Jr.) Bradley (B.-Bourbonnias)	4:42.0	Chris Ellis (Sr.) Chicago (C. Vocational)
4:25.8	Jon Yarusso (Sr.) St. Charles (H.S.)	4:49.3	Douglas Johnson (Jr.) Chicago (Young)
4:25.9	Jay Golonka (Sr.) Chicago (Marist)	5:01.0	John Hall (So.) Chicago (Manley)

## Class A Competitors

### HEAT NO. 1

Alley	No.	Competitor, School	Place	Time
1-1	711	John Jess (Jr.) Arthur	---	---
1-2	173	Aaron Cook (Jr.) Sandwich	---	---
1-3	459	David Jayne (Sr.) Newton	---	---
2-1	88	David McEvers (Jr.) Petersburg (Porta)	---	---
2-2	611	Dave Venhaus (Sr.) Breese (Mater Dei)	---	---
2-3	208	Travis Roundcount (Sr.) Carrollton	---	---
3-1	680	Kevin Eggan (Sr.) Normal (University)	---	---
3-2	469	Chad Rice (Jr.) Robinson	---	---
3-3	330	Chad Anderson (Sr.) Kewanee (H.S.) (Co-op)	---	---
4-1	763	Jason Gass (Sr.) Westville	---	---
4-2	139	Al Esparza (So.) Rock Island (Alleman)	---	---
4-3	791	Jason Anhalt (Sr.) Elmwood Park	---	---

### HEAT NO. 2

Alley	No.	Competitor, School	Place	Time
1-1	527	Brad Kaufmann (Sr.) Tremont	---	---
1-2	48	Jason Daub (So.) Pecatonica (Co-op)	---	---
1-3	755	Omar Jassim (Jr.) Urbana (University)	---	---
2-1	381	Jason Zieron (Jr.) Carmi (C.-White County)	---	---
2-2	405	Jeremy Parks (Fr.) Eldorado	---	---
2-3	562	Eric Clark (So.) Rockford (Lutheran)	---	---
3-1	149	Pat Klimaszewski (Sr.) DePue	---	---
3-2	51	Brian Rasmussen (Sr.) Stillman Valley	---	---
3-3	792	Dino Bolos (Sr.) Elmwood Park	---	---
4-1	427	Ron Perry (Jr.) West Frankfort (Frankfort)	---	---
4-2	752	Nick Leonard (Sr.) Tuscola	---	---



**HEAT NO. 3**

Alley	No.	Competitor, School	Place	Time
1-1	189	Steve Faley (Sr.) Wheaton (St. Francis)	—	—
1-2	49	Brent Pinkston (Jr.) Sterling (Newman Central Catholic)	—	—
1-3	578	Troy Walker (Sr.) Herscher	—	—
2-1	738	Brian Allen (Jr.) St. Joseph (S.J.-Ogden)	—	—
2-2	712	B. J. McDaniel (So.) Arthur	—	—
2-3	216	Jeff Obert (Sr.) Liberty	—	—
3-1	757	Mike McBride (So.) Villa Grove	—	—
3-2	264	Ryan Meece (Jr.) Coal City	—	—
3-3	351	Ross Kempf (So.) Varna (Mid-County) (Co-op)	—	—
4-1	720	Jason McKinney (So.) Georgetown (G.-Ridge Farm)	—	—
4-2	432	Chris Swinson (Jr.) Clay City (Co-op)	—	—

**HEAT NO. 4**

Alley	No.	Competitor, School	Place	Time
1-1	715	Barry Pearman (Jr.) Georgetown (G.-Ridge Farm)	—	—
1-2	471	David Malone (Sr.) Robinson	—	—
1-3	263	Joey Christensen (Jr.) Coal City	—	—
2-1	665	Joe Alexander (Jr.) Clinton	—	—
2-2	404	Joseph Parks (Fr.) Eldorado	—	—
2-3	543	Tom Purvis (Sr.) Maple Park (Kaneland)	—	—
3-1	96	Ted Radtke (Sr.) Rochester	—	—
3-2	511	Brian Herron (Jr.) Manito (Midwest Central)	—	—
3-3	604	Brad Odjers (Fr.) Watseka (Co-op)	—	—
4-1	610	Colby Linnemann (Sr.) Breese (Mater Dei)	—	—
4-2	148	Jeff Green (Sr.) Woodhull (Alwood)	—	—

**Class AA Competitors****HEAT NO. 1**

Alley	No.	Competitor, School	Place	Time
1-1	642	John Weigel (Sr.) Metamora	—	—
1-2	118	Troy Weaver (So.) Stanford (Olympia)	—	—
1-3	431	Tim Donahugh (Sr.) Park Ridge (Maine East)	—	—
2-1	472	Scott Szperra (Sr.) Mt. Vernon	—	—
2-2	212	Bob Groner (Fr.) Oak Forest	—	—
2-3	893	Scott Anderson (Sr.) Chicago (Young)	—	—
3-1	733	Chris Peters (Sr.) Lisle (Benet)	—	—

**HEAT NO. 1 (cont'd)**

Alley	No.	Competitor, School	Place	Time
3-2	170	Chris Cox (Sr.) Oswego	—	—
3-3	296	Tom Shirrell (Sr.) Alton (Sr.)	—	—
4-1	44	Tom Boyd (Jr.) Villa Park (Willowbrook)	—	—
4-2	263	Jamie Verstraete (So.) Moline	—	—
4-3	859	John Hall (So.) Chicago (Manley)	—	—

**HEAT NO. 2**

Alley	No.	Competitor, School	Place	Time
1-1	558	Solomon Woods (Sr.) Schaumburg	—	—
1-2	112	Elliot Nott (Jr.) Normal (Community)	—	—
1-3	589	Nathan Westin (Jr.) Libertyville	—	—
2-1	461	Steve Watson (Sr.) Herrin	—	—
2-2	199	Jay Golonka (Sr.) Chicago (Marist)	—	—
2-3	320	Willie Morris (Sr.) East St. Louis (Sr.)	—	—
3-1	684	Augustin Coronado (Sr.) Berwyn-Cicero (Morton)	—	—
3-2	365	Terry Patterson (Sr.) Rockford (Auburn)	—	—
3-3	884	Chris Ellis (Sr.) Chicago (C. Vocational)	—	—
4-1	645	Terry Durbin (Sr.) Pekin	—	—
4-2	440	Jeff Pogany (Jr.) Skokie (Niles North)	—	—

**HEAT NO. 3**

Alley	No.	Competitor, School	Place	Time
1-1	534	Maha Martinez (Sr.) Hoffman Estates (H.S.)	—	—
1-2	746	Mike Zimmerman-Smaidris (Jr.) Bradley (B.-Bourbonnais)	—	—
1-3	271	Tim Kerr (So.) Quincy	—	—
2-1	748	Jose DeLeon (Sr.) Chicago Hts. (Bloom)	—	—
2-2	32	Jon Yarusso (Sr.) St. Charles (H.S.)	—	—
2-3	601	Pat Joyce (Jr.) Lincolnshire (Stevenson)	—	—
3-1	741	Rich Balnius (Sr.) Summit (Argo)	—	—
3-2	163	John Kandl (Jr.) Naperville (North)	—	—
3-3	896	Douglas Johnson (Jr.) Chicago (Young)	—	—
4-1	739	Robert Fischer (Sr.) Oak Park (O.P.-River Forest)	—	—
4-2	384	David Dietz (Sr.) Rockford (Guilford)	—	—

# Event No. 17

# 200-Meter Dash

### Event Data

	Class A	Class AA
Total Qualifiers	36	39
Total Regular Qualifiers	32	32
Total Extra Qualifiers	4	7
No. of Heats/Sections/Flights	4	5
Time of Finals	3:45 p.m.	3:45 p.m.
Qualifying Standard	:22.8	:22.2

## Class A Sectional Performances

:21.7	Chris Harper (Sr.) Chicago (University)	:22.8	Ron Waclaw (Jr.) Yorkville
:22.0	Jubal Alvis (Sr.) DuQuoin	:22.8	John Green (Jr.) Mendota
:22.4	Tony Walk (Sr.) Spring Valley (Hall)	:22.9	Jay Wingfield (Sr.) Varna (Mid-County) (Co-op)
:22.4	Shawn Margrum (Jr.) DuQuoin	:23.0	Josh Merchant (Sr.) Waterman
:22.4	Mark McLane (Jr.) LaMoille (Co-op)	:23.0	Kerstan McAfee (Jr.) Pawnee (Co-op)
:22.4	Bob Politza (Sr.) Lemont (H.S.)	:23.0	Nathan Hilding (Sr.) Herscher
:22.6	Brian Wickline (Sr.) Niantic (N.-Harristown)	:23.0	Jeff Dailey (Sr.) Marshall
:22.6	Tirell Robinson (Fr.) Melrose Park (Walther Lutheran)	:23.0	Don Prograis (Sr.) Girard
:22.7	Brian Schwartz (Jr.) Oregon (Co-op)	:23.1	John Schneider (Sr.) Wauconda
:22.7	Chris Stout (So.) Annawan	:23.1	Brian Mueller (Sr.) Freeburg
:22.7	Matt Talbott (Sr.) St. Joseph (S.J.-Ogden)	:23.2	Adam Albers (Sr.) Winchester
:22.7	Joe Company (Sr.) LeRoy	:23.3	Brad Best (Jr.) Staunton
:22.7	Kerwin Lowe (Sr.) Cairo	:23.3	Leo Campbell (Fr.) Freeport (Aquino)
:22.8	Matt Thomas (So.) Herscher	:23.4	Troy Wells (Fr.) Dwight
:22.8	Robert Weathers (Jr.) Madison (Co-op)	:23.5	Aaron Marshall (Sr.) Rushville
:22.8	Doug North (Jr.) Casey (C.-Westfield)	:23.5	Andy Knowles (Jr.) Knoxville
:22.8	Kevin Todd (Sr.) Tuscola	:23.6	Marty Kumer (Sr.) Lewistown
		:23.6	Trung Diep (Sr.) Flanagan (Co-op)
		:23.9	Chris Mohr (Sr.) Oneida (R.O.W.V.A.)

## Class AA Sectional Performances

:20.9	Kerwin Badie (Sr.) Hillside (Proviso West)	:22.2	Jason Brown (Sr.) Chicago (Steinmetz)
:21.3	Tony Simmons (Jr.) Chicago (St. Rita)	:22.2	Aaron Taylor (So.) Rock Island (H.S.)
:21.5	Wayne Patton (Sr.) Zion (Z.-Benton)	:22.2	John Davis (Fr.) Olympia Fields (Rich Central)
:21.5	Renny Jenkins (Sr.) Oswego	:22.2	Roman Hamilton (So.) East Moline (United)
:21.5	Edrick Cooper (Sr.) Chicago (St. Rita)	:22.2	Jay Kreibich (Sr.) Elmhurst (York)
:21.6	Maceo Strickland (Jr.) East Moline (United)	:22.2	Joel Williams (Jr.) Downers Grove (South)
:21.6	Jerry Burden (Sr.) Oak Lawn (Richards)	:22.3	Nigel Perrymond (So.) Rockford (East)
:21.8	Chris Sims (So.) Glen Ellyn (Glenbard South)	:22.3	Omar Banner (Sr.) East St. Louis (Lincoln)
:21.8	Jim Duncan (Jr.) Libertyville	:22.3	Chris Collins (Sr.) Wilmette (Loyola)
:21.8	Ted Durden (Jr.) Romeoville	:22.4	Stan Merrit (Sr.) Chicago (Agricultural Science)
:21.9	Carlton Clark (Sr.) Olympia Fields (Rich Central)	:22.5	Jason Kent (Jr.) Hoffman Estates (H.S.)
:21.9	Alvertis Fountain (Sr.) Hillside (Proviso West)	:22.5	Al Cowley (Jr.) Woodstock (H.S.)
:22.0	Monty Wheeler (Sr.) Decatur (Eisenhower)	:22.6	Patrick Harris (Jr.) Murphysboro
:22.0	Grady Stewart (Sr.) Oak Lawn (Richards)	:22.6	Floyd Parker (Sr.) Peoria (Woodruff)
:22.1	Lindon Hopkins (Sr.) Chicago (Dunbar)	:22.7	Mike Moan (Sr.) Palatine (H.S.)
:22.1	Ord Wilson (Sr.) Evanston (Twp.)	:22.7	Godwin Odior (So.) Carbondale
:22.1	Raymond Fouchea (Fr.) Dolton (Thornridge)	:23.1	Kyle Poston (Jr.) Bartonville (Limestone)
:22.1	Wallace Sullivan (Jr.) West Chicago (H.S.)	:23.7	Pedro Medina (Sr.) Chicago (Von Steuben)
:22.1	Adam Farmer (Sr.) Westchester (St. Joseph)		
:22.2	Carl Wilson (So.) East St. Louis (Sr.)		
:22.2	Bryant Quarles (Sr.) Champaign (Central)		

## Class A Competitors

### HEAT NO. 1

Lane	No.	Competitor, School	Place	Time
1	518	Aaron Marshall (Sr.) Rushville	—	—
2	444	Jeff Dailey (Sr.) Marshall	—	—
3	430	Doug North (Jr.) Casey (C.-Westfield)	—	—
4	806	Tirell Robinson (Fr.) Melrose Park (Walther Lutheran)	—	—
5	786	Chris Harper (Sr.) Chicago (University)	—	—
6	44	Brian Schwartz (Jr.) Oregon (Co-op)	—	—
7	751	Kevin Todd (Sr.) Tuscola	—	—
8	63	Don Prograis (Sr.) Girard	—	—
9	122	Andy Knowles (Jr.) Knoxville	—	—

### HEAT NO. 2

Lane	No.	Competitor, School	Place	Time
1	273	Troy Wells (Fr.) Dwight	—	—
2	196	Ron Waclaw (Jr.) Yorkville	—	—
3	644	Robert Weathers (Jr.) Madison (Co-op)	—	—
4	678	Brian Wickline (Sr.) Niantic (N.-Harristown)	—	—
5	403	Jubal Alvis (Sr.) DuQuoin	—	—
6	306	Chris Stout (So.) Annawan	—	—
7	584	Nathan Hilding (Sr.) Herscher	—	—
8	567	John Schneider (Sr.) Wauconda	—	—
9	504	Marty Kumer (Sr.) Lewistown	—	—

### HEAT NO. 3

Lane	No.	Competitor, School	Place	Time
1	17	Leo Campbell (Fr.) Freeport (Aquino)	—	—
2	85	Kerstan McAfee (Jr.) Pawnee (Co-op)	—	—
3	588	Matt Thomas (So.) Herscher	—	—
4	182	Tony Walk (Sr.) Spring Valley (Hall)	—	—
5	163	Bob Politza (Sr.) Lemont (H.S.)	—	—
6	741	Matt Talbott (Sr.) St. Joseph (S.J.-Ogden)	—	—
7	166	John Green (Jr.) Mendota	—	—
8	623	Brian Mueller (Sr.) Freeburg	—	—
9	274	Trung Diep (Sr.) Flanagan (Co-op)	—	—

HEAT NO. 4				
Lane	No.	Competitor, School	Place	Time
1	251	Adam Albers (Sr.) Winchester	_____	_____
2	350	Jay Wingfield (Sr.) Varna (Mid-County) (Co-op)	_____	_____
3	375	Kerwin Lowe (Sr.) Cairo	_____	_____
4	152	Mark McLane (Jr.) LaMoille (Co-op)	_____	_____
5	402	Shawn Margrum (Jr.) DuQuoin	_____	_____
6	675	Joe Company (Sr.) LeRoy	_____	_____
7	564	Josh Merchant (Sr.) Waterman	_____	_____
8	248	Brad Best (Jr.) Staunton	_____	_____
9	132	Chris Mohr (Sr.) Oneida (ROWVA)	_____	_____

HEAT NO. 3				
Lane	No.	Competitor, School	Place	Time
1	457	Godwin Odior (So.) Carbondale	_____	_____
2	278	Aaron Taylor (So.) Rock Island (H.S.)	_____	_____
3	217	Grady Stewart (Sr.) Oak Lawn (Richards)	_____	_____
4	13	Chris Sims (So.) Glen Ellyn (Glenbard South)	_____	_____
5	616	Wayne Patton (Sr.) Zion (Z.-Benton)	_____	_____
6	46	Wallace Sullivan (Jr.) West Chicago (H.S.)	_____	_____
7	375	Nigel Perrymond (So.) Rockford (East)	_____	_____
8	396	Al Cowley (Jr.) Woodstock (H.S.)	_____	_____
9			_____	_____

### Class AA Competitors

HEAT NO. 1				
Lane	No.	Competitor, School	Place	Time
1	803	Stan Merrit (Sr.) Chicago (Agricultural Science)	_____	_____
2	448	Chris Collins (Sr.) Wilmette (Loyola)	_____	_____
3	329	Carl Wilson (So.) East St. Louis	_____	_____
4	181	Ted Durden (Jr.) Romeoville	_____	_____
5	725	Kerwin Badie (Sr.) Hillside (Proviso West)	_____	_____
6	782	Carlton Clark (Sr.) Olympia Fields (Rich Central)	_____	_____
7	83	Bryant Quarles (Sr.) Champaign (Central)	_____	_____
8	889	Pedro Medina (Sr.) Chicago (Von Steuben)	_____	_____
9			_____	_____

HEAT NO. 4				
Lane	No.	Competitor, School	Place	Time
1	484	Patrick Harris (Jr.) Murphysboro	_____	_____
2	701	Joel Williams (Jr.) Downers Grove (South)	_____	_____
3	757	Raymond Fouchea (Fr.) Dolton (Thornridge)	_____	_____
4	218	Jerry Burden (Sr.) Oak Lawn (Richards)	_____	_____
5	174	Renny Jenkins (Sr.) Oswego	_____	_____
6	96	Monty Wheeler (Sr.) Decatur (Eisenhower)	_____	_____
7	245	Roman Hamilton (So.) East Moline (United)	_____	_____
8	550	Mike Moan (Sr.) Palatine (H.S.)	_____	_____
9			_____	_____

HEAT NO. 2				
Lane	No.	Competitor, School	Place	Time
1	633	Kyle Poston (Jr.) Bartonville (Limestone)	_____	_____
2	867	Jason Brown (Sr.) Chicago (Steinmetz)	_____	_____
3	742	Adam Farmer (Sr.) Westchester (St. Joseph)	_____	_____
4	591	Jim Duncan (Jr.) Libertyville	_____	_____
5	208	Tony Simmons (Jr.) Chicago (St. Rita)	_____	_____
6	724	Alvertis Fountain (Sr.) Hillside (Proviso West)	_____	_____
7	310	Omari Banner (Sr.) East St. Louis (Lincoln)	_____	_____
8	535	Jason Kent (Jr.) Hoffman Estates (H.S.)	_____	_____
9			_____	_____

HEAT NO. 5				
Lane	No.	Competitor, School	Place	Time
1			_____	_____
2	717	Jay Kreibich (Sr.) Elmhurst (York)	_____	_____
3	822	Lindon Hopkins (Sr.) Chicago (Dunbar)	_____	_____
4	246	Maceo Strickland (Jr.) East Moline (United)	_____	_____
5	206	Edrick Cooper (Sr.) Chicago (St. Rita)	_____	_____
6	410	Ord Wilson (Sr.) Evanston (Twp.)	_____	_____
7	781	John Davis (Fr.) Olympia Fields (Rich Central)	_____	_____
8	667	Floyd Parker (Sr.) Peoria (Woodruff)	_____	_____
9			_____	_____

# Event No. 18

# 1600-Meter Relay

### Event Data

	Class A	Class AA
Total Qualifiers	38	33
Total Regular Qualifiers	32	32
Total Extra Qualifiers	6	1
No. of Heats/Sections/Flights	5	4
Time of Finals	3:55 p.m.	3:55 p.m.
Qualifying Standard	3:32.0	3:24.0

## Class A Sectional Performances

3:25.5	Harrisburg	3:32.4	Normal (University)
3:26.6	Arcola	3:32.5	Bismarck (B.-Henning)
3:26.8	Herscher	3:32.8	Annawan
3:26.9	Robinson	3:32.8	Rushville
3:27.4	Newton	3:32.9	Sandwich
3:28.3	Villa Grove	3:33.1	Galena (Co-op)
3:29.5	Carmi (C.-White County)	3:33.5	Lena (L.-Winslow)
3:29.6	Georgetown (G.-Ridge Farm)	3:33.8	Morrison
3:29.7	Anna (A.-Jonesboro)	3:34.2	Kankakee (McNamara)
3:29.8	Aledo	3:34.6	Farmington
3:30.0	Maple Park (Kaneland)	3:35.6	Marengo
3:30.1	Cairo	3:36.5	Chicago (Providence-St. Mel)
3:30.5	Rock Island (Alleman)	3:36.6	Mt. Olive
3:31.3	Pawnee (Co-op)	3:36.7	Coal City
3:31.7	Wheaton (St. Francis)	3:37.4	Piasa (Southwestern)
3:31.7	Auburn	3:37.6	Clinton
3:31.8	Mahomet (M.-Seymour)	3:38.2	Lebanon
3:31.9	St. Joseph (S.J.-Ogden)	3:38.7	Elmwood Park
3:32.0	Benton	3:39.3	Freeburg

## Class A Competitors

### HEAT NO. 1

Lane	School	Place	Time
1	Freeburg	_____	_____
2	Marengo	_____	_____
3	Normal (University)	_____	_____
4	Harrisburg	_____	_____
5	Aledo	_____	_____
6	Maple Park (Kaneland)	_____	_____
7	Bismarck (B.-Henning)	_____	_____
8	Chicago (Providence-St. Mel)	_____	_____
9		_____	_____

### HEAT NO. 2

Lane	School	Place	Time
1	Elmwood Park	_____	_____
2	Farmington	_____	_____
3	Benton	_____	_____
4	Anna (A.-Jonesboro)	_____	_____
5	Arcola	_____	_____
6	Cairo	_____	_____
7	Annawan	_____	_____
8	Mt. Olive	_____	_____
9		_____	_____

### HEAT NO. 3

Lane	School	Place	Time
1	Lebanon	_____	_____
2	Kankakee (McNamara)	_____	_____
3	St. Joseph (S.J.-Ogden)	_____	_____
4	Georgetown (G.-Ridge Farm)	_____	_____
5	Herscher	_____	_____
6	Rock Island (Alleman)	_____	_____
7	Rushville	_____	_____
8	Coal City	_____	_____
9		_____	_____

## Class AA Sectional Performances

3:18.4	South Holland (Thornwood)	3:24.4	Moline
3:22.6	East St. Louis (Sr.)	3:24.4	Wheaton (North)
3:22.8	Naperville (Central)	3:24.4	Roselle (Lake Park)
3:23.2	Danville (H.S.)	3:25.0	Evanston (Twp.)
3:23.2	Olympia Fields (Rich Central)	3:25.1	Springfield (Lanphier)
3:23.5	Downers Grove (South)	3:25.2	Darien (Hinsdale South)
3:23.7	Waukegan	3:25.3	Chicago (C. Vocational)
3:23.7	Oswego	3:25.6	Salem
3:23.8	Chicago (Leo)	3:25.6	O'Fallon
3:23.9	Bloomington (H.S.)	3:25.9	Palatine (Fremd)
3:24.0	Peoria (Manual)	3:26.4	Schaumburg
3:24.0	Tinley Park (Andrew)	3:26.8	Belvidere
3:24.0	Dolton (Thornridge)	3:27.0	Chicago (Lane)
3:24.1	East St. Louis (Lincoln)	3:27.6	Rock Island (H.S.)
3:24.3	Glenview (Glenbrook South)	3:27.8	Chicago (Kenwood)
		3:28.6	Chicago (Austin)
		3:28.7	Rockton (Hononegah)
		3:29.2	Zion (Z.-Benton)

**HEAT NO. 4**

Lane	School	Place	Time
1		___	___
2	Morrison	___	___
3	Pawnee (Co-op)	___	___
4	Carmi (C.-White County)	___	___
5	Robinson	___	___
6	Mahomet (M.-Seymour)	___	___
7	Sandwich	___	___
8	Piasa (Southwestern)	___	___
9		___	___

**HEAT NO. 2**

Lane	School	Place	Time
1	Chicago (Austin)	___	___
2	Salem	___	___
3	Glenview (Glenbrook South)	___	___
4	East St. Louis (Sr.)	___	___
5	Waukegan	___	___
6	Bloomington (H.S.)	___	___
7	Roselle (Lake Park)	___	___
8	Schaumburg	___	___
9		___	___

**HEAT NO. 5**

Lane	School	Place	Time
1		___	___
2	Lena (L.-Winslow)	___	___
3	Auburn	___	___
4	Villa Grove	___	___
5	Newton	___	___
6	Wheaton (St. Francis)	___	___
7	Galena (Co-op)	___	___
8	Clinton	___	___
9		___	___

**HEAT NO. 3**

Lane	School	Place	Time
1	Chicago (Kenwood)	___	___
2	Chicago (C. Vocational)	___	___
3	Peoria (Manual)	___	___
4	Downers Grove (South)	___	___
5	Naperville (Central)	___	___
6	East St. Louis (Lincoln)	___	___
7	Evanston (Twp.)	___	___
8	Belvidere	___	___
9		___	___

**Class AA Competitors**


**HEAT NO. 1**

Lane	School	Place	Time
1	Rockton (Hononegah)	___	___
2	O'Fallon	___	___
3	Chicago (Leo)	___	___
4	South Holland (Thornwood)	___	___
5	Oswego	___	___
6	Moline	___	___
7	Wheaton (North)	___	___
8	Palatine (Fremd)	___	___
9	Zion (Z.-Benton)	___	___

**HEAT NO. 4**

Lane	School	Place	Time
1	Chicago (Lane)	___	___
2	Darien (Hinsdale South)	___	___
3	Dolton (Thornridge)	___	___
4	Danville (H.S.)	___	___
5	Olympia Fields (Rich Central)	___	___
6	Tinley Park (Andrew)	___	___
7	Springfield (Lanphier)	___	___
8	Rock Island (H.S.)	___	___
9		___	___

**ACADEMICS + ACTIVITIES = CURRICULUM PARTNERS**



# Statewide track marks 100th season

By SCOTT JOHNSON

This year's IHSA track meet marks the one hundredth season of statewide athletic competition in Illinois. The first state meet, sponsored by the Department of Physical Culture at the University of Illinois, was held in 1893. Since then the meet has been held annually, except during the war years of 1917 and 1918.

High school track meets, or "field days" as they used to be called, sprouted during the 1890's as enrollments boomed. The first large meet in Illinois, involving the Cook County schools, took place on June 8, 1889. Only four years later, athletes from all parts of Illinois came together at Champaign in the first statewide field day.

The inaugural meet attracted participants from 19 schools, which varied widely in location and size. The local teams from Champaign and Urbana were there, plus nearby squads from Farmer City, Lincoln, Mattoon, Neoga, and Watseka. Chicago sent three teams: Englewood, Hyde Park, and Lake View. Making up the rest of the field were Belvidere, Cairo, East St. Louis, Geneseo, Ottawa, Peoria, Princeton, Springfield, and Winchester. In all, about 225 athletes took part in the games.

Peoria sent a delegation of 35 students and won the competition easily, outdistancing Lake View for the team title. One Peoria athlete named Jamison amazed the crowd by winning four events (the 50-yard dash, 100-yard dash, 220-yard dash, and one-mile bicycle race), a feat not matched until 1981.

Under the sponsorship of the University of Illinois, "The Interscholastic" developed into an important tool for recruiting young men to college athletic programs. The ever-increasing field forced the meet to be split into two classes, based on enrollment, in 1914. By 1926, the logistics of bringing all the state's athletes to Champaign had become so cumbersome that the university turned over control of the meet to the Illinois High School Athletic Association (forerunner to the IHSA). The most important reform implemented by the state association was to divide the

There will be held in this city on Saturday, May 20, 1893, in the University of Illinois athletic park, and under the auspices of the University of Illinois Athletic Association, an Inter-Scholastic Field Day, for the purpose of deciding and awarding the championship in athletics, and for perfecting a permanent organization among the High Schools of Illinois. All High Schools are earnestly invited to send contestants.

The following events will be contested:

1-mile run.	Standing broad jump.
½-mile run,	Hop, step and jump,
¼-mile run.	High kick.
220-yard dash.	Throwing base ball,
100-yard dash.	Putting 12-lb. shot.
50-yard dash.	Pole vault (for height)
Running high jump.	Kicking foot-ball (drop
Running broad jump.	kick.)
	1-mile bicycle race.

**The 1893 meet was announced in the University of Illinois weekly, the *Illini*, which was sent to every high school in Illinois. The list of events shows that most of them survived the meet's first century.**

competitors into district qualifying meets, with the winners advancing to the state finals in Champaign.

The state track meet has remained in more or less the same form ever since. The location has changed, moving to Eastern Illinois University in Charleston for a trial in 1972 and for good in 1974. And the two-class system returned in 1975. But these changes don't seem to make much difference to the athletes. They still run, jump, throw, and dream of glory. This article highlights a few of the athletes who achieved that dream.



SCOTT JOHNSON

## About the Author

While researching the history of Illinois high school sports, Scott Johnson has blown the dust off quite a few forgotten tomes. This article grew out of a trip to the Chicago Historical Society, where the two well-preserved photos of the 1893 meet were discovered in a bound journal.

A computer programmer by day, Johnson covers girls' sports for the *Champaign-Urbana*

*News-Gazette* by night. He also recently served as research consultant for the IHSA Television Network during the state basketball tournaments.

Johnson, who grew up in Elgin, lives in Mahomet with his wife, Julie Kistler.

The author would like to thank Robert Pruter and David Woods for their assistance with this article.

Athletes preparing for this year's meet might want to test the advice of Professor E.K. Hall, the University of Illinois athletic director who organized the first meet:

*For the dashes — Practice a great deal of starting, at least eight starts a day running thirty or forty yards each day at top speed. Do not run your full distance at your best speed oftener than three times a week.*


*For the mile and the half mile — Run your distance against time once a week. Jog a mile or more every day. Take a two or three mile jog twice a week.*

*In the broad jumps — Be sure and lift the body high in the air, otherwise your feet strike the ground before you have used all the impetus you get from your spring.*

*For the pole vault — Hold the pole with both palms facing the same way, throw yourself over the bar face down. Run some every day and use iron dumb-bells to strengthen your arms.*



The pole vault was a low-flying event in 1893. Landing in a pit of sand, C. Herschberger of Peoria won the event with a vault of 8 feet, 8 inches.



The first statewide track meet was held in 1893 at the University of Illinois Athletic Park, located on the north side of campus. This photo shows a good crowd,

estimated by papers at about 700, as the gun sounds for one of the running events. Peoria won the pennant and Chicago (Lake View) finished second.



With an enrollment of only 65 students in 1899, Biggsville Township High School remains the smallest school in Illinois to win a state championship in any sport. It took just two of those students to help Biggsville turn the trick — twice. C. Bell was the sprinter, winning state championships in the 50-yard dash, the 100-yard dash, and the 220-yard dash in both 1899 and 1900. Dougherty was the leaper, winning the standing broad jump both years and converting a second in the running broad jump in 1899 into a first in 1900. By themselves, the two athletes outpointed teams from schools 50 times the size of Biggsville. Incredibly, in 1900 Biggsville also won the high school oratorical contest held in conjunction with the track meet.


Two famous football players won championships in multiple events during the early years of competition. Walter Eckersall, the "Mighty Mite" who quarterbacked the unstoppable University of Chicago teams, led Chicago (Hyde Park) to a state championship in 1903 by winning all three dashes. And the most famous gridder of them all, Harold "Red" Grange of Wheaton, won titles in the 100-yard dash and the broad jump during the Class B (small school) portion of the 1921 meet.



Ralph Metcalfe of Chicago's Tilden High School (shown here breaking the tape in the 1928 meet) was perhaps the finest sprinter to come out of Illinois. At the state meet, Metcalfe swept the 100-yard dash and the 220-yard dash for three years running from 1928 to 1930, setting national high school records in both

events. Metcalfe later set world records in the 100-meter and 200-meter dashes. In the Olympics, Metcalfe finished second in the 100-meter event to Eddie Tolan in 1932 and to Jesse Owens in 1936. He earned an Olympic gold medal in the latter meet as a member of the U.S. 400-meter relay team.





Dwight "Dike" Eddleman of Centralia was one of the best all-around athletes Illinois has ever known. Although he is better known as a basketball player, Eddleman was also a track star, winning the state high jump championship in 1940, 1941, and 1942. In the 1948 Olympics at London, Eddleman tied for the second-highest height cleared (6 feet, 4 3/4 inches), but finished fourth after tiebreakers were applied.



The pole vault has been something of an Illinois specialty. Bob Richards of Champaign (seen here vaulting for the University of Illinois) never won the state championship, finishing fifth in the event in 1943. But the "Vaulting Vicar" soared to a third-place finish in the 1948 Olympics and won gold medals in 1952 and 1956. Another Illinoisan, Don Laz of Aurora (West), won the silver medal in 1952. Laz won the state title in 1946 as a junior.

The first American to lay claim to the title of the "World's Greatest Athlete" was Jim Thorpe; the second was Harold Osborn of Hillsboro. Osborn won the Olympic decathlon in 1924 and added a gold medal in the high jump for good measure — a double that has yet to be duplicated. Because the state meet was not held during 1917 and 1918, Osborn never has an opportunity to compete in the event. He eventually made it to Champaign, however, and starred for the University of Illinois track team.




Ira Murchison of Chicago (Phillips), who won state titles in the 100-yard dash and 220-yard dash in 1951, ran in the 1956 Olympics as a member of the gold-medal-winning 400-meter relay team. The 5-foot-4 sprinter also finished fourth in the 100-meter dash at the 1956 Games.

The state meet has seen quite a few long-distance runners go on to fame in recent years, starting with Rick Wohlhuter of St. Charles, state champion in the 880-yard run in 1966 and 1967. Wohlhuter won a bronze medal in the 880-meter run in the 1976 Olympics.

Craig Virgin of Lebanon is perhaps Illinois' most famous distance man. As a junior in 1972, Virgin swept both the mile and the two-mile runs. He returned in 1973 to win the two-mile in a time of 8:42.6, a meet record. Virgin, who was also a two-time state cross-country champ, later claimed the world cross-country championship and qualified for three Olympic teams — 1976, 1980, and 1984.

Following in Virgin's footsteps was Jim Spivey of Bensenville (Fenton), who won the 800-meter run in the 1978 Class AA state meet. Spivey moved up to the 1500-meter event in world competition and finished fifth in the 1984 Olympics and third in the 1987 World Games.

Willie May of Blue Island won three state titles in 1955 (120-yard hurdles, 180-yard hurdles, and 800-yard relay) and took home a silver medal in the 100-meter hurdles at the 1960 Olympics.




In 1963, Elgin's Brian Oldfield won the state championship in the shot put with a toss of 57 feet, 7 1/4 inches. Nine years later in the Olympic games at Munich, Oldfield added exactly 11 feet to his high school mark and finished sixth. The husky Maroon later turned professional and set a world record — 75 feet — that stood for many years.





**Greg Foster of Maywood (Proviso East) was a double winner in the 1975, capturing both the 120-yard high hurdles and the 330-yard low hurdles. Foster repeated his high hurdle crown the next year and went on to reign as world champion three times. After the boycott of 1980 cost Foster his first shot at an Olympic medal, he returned in 1984 to finish take the silver in the 110-meter hurdles.**



The most important change to the high school track program in recent years has been the addition of the girls' state track meet in 1973. Out of the thousands of athletes who have competed at Charleston through the years, a girl from East St. Louis (Lincoln) named Jackie Joyner-Kersey has emerged to stake her own claim as "World's Greatest Athlete." Joyner-Kersey set a world record in winning the heptathlon at the 1988 Olympics. And like Harold Osborn before her, she also won a gold medal in another event, the long jump.

**Mike Conley of Chicago (Luther South), seen here in 1987, was a one-man juggernaut in the state competition. Conley won the long jump and the triple jump as a junior in the 1980 Class A meet. Then in 1981, he became the first athlete since 1893 to win four events, repeating in the long jump and triple jump and adding titles in the 100-meter dash and the 200-meter dash. In the 1984 Olympics, Conley met another Illinois triple jumper, Al Joyner of East St. Louis (Lincoln), who had finished third in the 1978 Class AA meet. Joyner won the battle for the gold, beating Conley by three inches.**

Jan Johnson of Chicago Heights (Bloom) became the third Illinois pole vaulter to claim an Olympic medal when he finished third in the 1972 games. Johnson won the 1968 state meet with a record vault of 15 feet, 3/4 inch.

Sunder Nix of Chicago (Phillips) brought home Olympic gold in 1984 as part of the 1600-meter relay team. As a high schooler in the 1979 Class AA meet, Nix anchored the Phillips team that won the 400-meter relay.

Tyke Peacock of Urbana won the high jump at the same meet. Peacock later reigned as World Cup champion in that event and captured a silver medal in the 1983 World Championships.

(Current As of January 1, 1991)

**Key:** IHSA = State Final Meet overall record; Class A = record for small schools; Class AA = record for large schools; FAT = Fully Automatic Timing; MT = Manual Timing.

**Note:** State, Class A and Class AA records can only be set at the annual state final meet.

### Discus Records

**National**—224-3 by Kamy Keshmiri, Reno, NV, 1987  
**IHSA**—187-2 by Gary Kostrubala, Chicago (Marist), 1981 (Finals)  
**Class A**—181-10 by Jeff Wood, Watseka, 1985 (Finals)  
**Class AA**—187-2 by Gary Kostrubala, Chicago (Marist), 1981 (Finals)

### Shot Put Records

**National**—77-0 by Michael Carter, Dallas (Jefferson), TX, 1979  
**IHSA**—66-1 $\frac{3}{4}$  by Kevin Coleman, Elgin (Larkin), 1988 (Finals)  
**Class A**—61-4 by Steve Brondyke, Fulton, 1979  
**Class AA**—66-1 $\frac{3}{4}$  by Kevin Coleman, Elgin (Larkin), 1988 (Finals)

### Triple Jump Records

**National**—52-10 by Charles Mayfield, Pasadena (Muir), CA, 1981  
**IHSA**—50-9 by Mike Conley, Chicago (Luther South), 1981 (Finals)  
**Class A**—50-9 by Mike Conley, Chicago (Luther South), 1981 (Finals)  
**Class AA**—50-6 $\frac{3}{4}$  by Alvin Campbell, Oak Park (O.P.-River Forest), 1987 (Finals)

### Long Jump Records

**National**—26-4 $\frac{3}{4}$  by James Stallworth, Tulare, CA, 1989  
**IHSA**—24-6 $\frac{1}{4}$  by Oscar Wallace, Alton (Sr.), 1969  
**Class A**—23-10 $\frac{3}{4}$  by Carl Meyers, West Chicago (Wheaton Christian), 1990 (Finals)  
**Class AA**—24-4 $\frac{3}{4}$  by Steve Battle, Chicago (Gordon Tech), 1989 (Finals)

### High Jump Records

**National**—7-5 $\frac{1}{4}$  by Tom Smith, Heyworth, 1985  
7-5 $\frac{1}{4}$  by Dothel Edwards, Athens (Cedar Shoals), GA, 1984  
**IHSA**—7-3 $\frac{1}{2}$  by Tom Smith, Heyworth, 1985 (Finals)  
**Class A**—7-3 $\frac{1}{2}$  by Tom Smith, Heyworth, 1985 (Finals)  
**Class AA**—7-3 $\frac{1}{4}$  by Gail Olson, Sycamore, 1977 (Finals)

### Pole Vault Records

**National**—17-9 $\frac{1}{2}$  by Danial Joe Dial, Marlow (H.S.), OK, 1981  
**IHSA**—16-2 by Jamie Marek, Clifton (Central), 1989 (Finals)  
**Class A**—16-2 by Jamie Marek, Clifton (Central), 1989 (Finals)  
**Class AA**—16-1 by Mike Murray, Sterling (H.S.), 1985 (Finals)

### 100-Meter Dash Records

**National**—:10.18 (FAT) by Roy Martin, Dallas (Roosevelt), TX, 1985  
:10.1 (MT) by Derrick Florence, Galveston (Ball), TX, 1986  
**IHSA**—:10.32 (MT) by Lubeech Graves, Cairo, 1990 (Semifinals)  
**Class A**—:10.32 (MT) by Lubeech Graves, Cairo, 1990 (Semifinals)  
**Class AA**—:10.37 (FAT) by Steve Thomas, Chicago (Kenwood), 1986 (Finals)

### 200-Meter Dash Records

**National**—:20.0 (MT) by Roy Martin, Dallas (Roosevelt), TX, 1985  
**IHSA**—:21.1 (MT) by Howard Jones, Evanston (Twp.), 1971 (Finals)  
**Class A**—:21.4 (MT) by David Washington, Melrose Park (Walther Lutheran), 1984 (Finals)  
**Class AA**—:21.27 (FAT) by Bob Jelks, Decatur (MacArthur), 1986 (Finals)

### 400-Meter Dash Records

**National**—:45.5 (MT) by Anthony Ketchum, Needleville (H.S.), TX, 1981  
:45.5 (MT) by Roddie Haley, Texarkana, TX, 1984  
**IHSA**—:46.51 (FAT) by Harold Leonard, Chicago (Mt. Carmel), 1985 (Finals) (:46.4 MT)  
**Class A**—:47.2 (MT) by Mark Claypool, Maple Park (Kaneland), 1977  
**Class AA**—:46.51 (FAT) by Harold Leonard, Chicago (Mt. Carmel), 1985 (Finals) (:46.4 MT)

### 800-Meter Run Records

**National**—1:47.31 (FAT) by Pete Richardson, Berkeley, CA, 1981  
**IHSA**—1:48.9 (MT) by Dave Ayoub, Peoria (H.S.), 1977 (Finals)  
**Class A**—1:53.04 (FAT) by Rob Carter, Clinton, 1988 (Finals)  
**Class AA**—1:48.9 (MT) by Dave Ayoub, Peoria (H.S.), 1977 (Finals)

### 1600-Meter Run Records

**National**—3:58.3 (MT) by Jim Ryun, Wichita (East), KS, 1965  
**IHSA**—4:07.1 (MT) by Andy Isla-Rubert, Hillside (Proviso West), 1970  
**Class A**—4:16.8 (MT) by Greg Hill, Freeburg, 1981 (Finals)  
**Class AA**—4:07.45 (FAT) by Mark Deady, Prairie View (Stevenson), 1985 (Finals) (4:07.3 MT)

### 3200-Meter Run Records

**National**—8:41.5 (MT) by Steve Prefontaine, Coos Bay (Marshfield), OR, 1969  
**IHSA**—8:42.6 (MT) by Craig Virgin, Lebanon, 1973  
**Class A**—9:10.86 (FAT) by Troy Maddux, Streator (Woodland), 1985 (Finals) (9:10.7 MT)  
**Class AA**—8:51.9 (MT) by Tom Graves, Orland Park (Sandburg), 1977 (Finals)

### 110-Meter High Hurdles Records

**National**—:12.9 (MT) by Renaldo Nehemiah, Scotch Plains (Fanwood), NY, 1977  
**IHSA**—:13.9 (MT) by Derek Cole, Chicago Hts. (Bloom), 1981 (Finals)  
**Class A**—:14.42 (MT) by Matt McLean, Aurora (Illinois Math and Science), 1990 (Semifinals)  
**Class AA**—:13.9 (MT) by Derek Cole, Chicago Hts. (Bloom), 1981 (Finals)

### 300-Meter Low Hurdles Records

**IHSA**—:35.98 (FAT) by Arthur Sargent, East St. Louis (Sr.), 1986 (Finals)  
**Class A**—:36.95 (FAT) by David Cox, Yorkville, 1986 (Finals)  
**Class AA**—:35.98 (FAT) by Arthur Sargent, East St. Louis (Sr.), 1986 (Finals)

(continued on next page)

### 300-Meter Intermediate Hurdles Records

- National**—:35.32 (FAT) by George Porter, Lompoc (Cabrillo), CA, 1985  
**IHSA**—:37.01 (FAT) by John Strickland, Glenview (Glenbrook South), 1990 (Finals)  
**Class A**—:39.30 (FAT) by Chauncy Williams, St. Anne, 1989 (Finals)  
**Class AA**—:37.01 (FAT) by John Strickland, Glenview (Glenbrook South), 1990 (Finals)

### 400-Meter Relay Records

- National**—:40.0 (MT) by Austin (Regan), TX (Damone Freeman, Dushone Orr, Brian Wilson, Keith Caldwell), 1988  
**IHSA**—:41.7 (MT) by East St. Louis (Sr.) (Stanley Braggs, Richard Townsend, Lamar Pickett, Marvin Edmonds), 1975 (Finals)  
:41.7 (MT) by Waukegan (East) (Kevin Johnson, David Greathouse, LeRoy Norman, Nate Sloan), 1980 (Prelims)  
:41.7 (MT) by East St. Louis (Lincoln) (James Stevenson, Demetrius Chism, Barry Malloyd, Duane Allen), 1981 (Finals)  
:41.7 (MT) by East St. Louis (Lincoln) (Juan Brooks, Michael Hill, Darwin Rencher, Earl McKinney), 1983 (Prelims)  
:41.7 (MT) by North Chicago (Billie King, Alan Turner, John McBride, Michael Wright), 1986 (Finals)  
**Class A**—:42.5 (MT) by Chicago (Luther South) (Yemi Sashi, Robert Forrest, Steve Conley, Tim Edwards), 1991 (Finals)  
**Class AA**—:41.7 (MT) by East St. Louis (Sr.) (Stanley Braggs, Richard Townsend, Lamar Pickett, Marvin Edmonds), 1975 (Finals)  
:41.7 (MT) by Waukegan (East) (Kevin Johnson, David Greathouse, LeRoy Norman, Nate Sloan), 1980 (Prelims)  
:41.7 (MT) by East St. Louis (Lincoln) (James Stevenson, Demetrius Chism, Barry Malloyd, Duane Allen), 1981 (Finals)  
:41.7 (MT) by East St. Louis (Lincoln) (Juan Brooks, Michael Hill, Darwin Rencher, Earl McKinney), 1983 (Prelims)  
:41.7 (MT) by North Chicago (Billie King, Alan Turner, John McBride, Michael Wright), 1986 (Finals)

### 800-Meter Relay Records

- National**—1:24.9 (MT) by Lake Charles (H.S.), LA (Efrem Davis, Clarency Gray, Jr., Ronald Hayes, Orlando McDaniel), 1978  
**IHSA**—1:25.7 (MT) by East St. Louis (Sr.) (Stanley Braggs, Lamar Pickett, Richard Townsend, Marvin Edmonds), 1975  
**Class A**—1:28.17 (FAT) by Cairo (Eric Childs, Gary Sharp, Zack Graves, Al Williams), 1984 (Prelims)  
**Class AA**—1:25.7 (MT) by East St. Louis (Sr.) (Stanley Braggs, Lamar Pickett, Richard Townsend, Marvin Edmonds), 1975

### 1600-Meter Relay Records

- National**—3:07.40 (FAT) by Hawthorne, CA (Michael Marsh, Michael Graham, Sean Kelly, Henry Thomas), 1985  
**IHSA**—3:14.17 (FAT) by Harvey (Thornton) (Napoleon Fisher, Joseph Plutz, Randy Jones, Harlan South), 1985 (Prelims) (3:14.0 MT)  
**Class A**—3:20.00 (FAT) by St. Anne (Richard Miller, Johnny Dunlap, Kenny Smith, Dee Pickens), 1983 (Finals) (3:20.1 MT)  
**Class AA**—3:14.17 (FAT) by Harvey (Thornton) (Napoleon Fisher, Joseph Plutz, Randy Jones, Harlan South), 1985 (Prelims) (3:14.0 MT)

### 3200-Meter Relay Records

- National**—7:36.24 (FAT) by Ambler (Wissa Hickon), PA (Scott Landis, Steven Griffiths, Keith Ryales, Ken Lowry), 1982  
**IHSA**—7:38.0 (MT) by Harvey (Thornton) (Steve Ibarra, Bill Moran, Mike Clark, Donald White), 1976 (Finals)  
**Class A**—7:54.2 (MT) by Princeton (Tom Caldwell, Mike Rieker, Jaimie Dow, Tom Hodge), 1981 (Finals)  
**Class AA**—7:38.0 (MT) by Harvey (Thornton) (Steve Ibarra, Bill Moran, Mike Clark, Donald White), 1976 (Finals)

## Results Are Posted

Results of competition in all events both Friday and Saturday are posted on the bulletin boards under the West Main Grandstand of O'Brien Stadium (North and West of the concession stand) as they become available. In addition, lane and flight assignments for the Finals determined after Preliminaries (and/or Semifinals) Friday are also posted. Fans who wish to make notes in their Official Program are invited to visit this area as often as they desire both days of the meet. ALL PERSONS, however, are requested not to remove the posted material from the bulletin boards. In addition to being useful to track fans, the posted result sheets and heat sheets are the only vehicle by which coaches and contestants can gather necessary information concerning athletes from their school and specific assignments for future competition in the meet.

## Special Thanks

Over 150 dedicated men and women volunteer their time, energy and effort to serve as the personnel responsible for conducting the annual State Track Meet. It would be impossible to conduct this gigantic and nationally acclaimed track and field competition without their expertise. The state final would not have the tremendous national reputation it does without their cheerful cooperation. To the busy men and women who slice this precious portion out of their regular schedules to serve the young athletes here this weekend in a special way, we offer a very, very special thanks.

Administering this year's State Final Meet would not be possible without the tremendous contributions of the Harry Gill Company, Urbana; Advance Office Machines of Charleston-Mattoon; Bundy Business Machines of Champaign; Dekan Athletic Equipment Corp. of West Chicago; Illinois Consolidated Telephone Company of Charleston-Mattoon; Steve Craig and students from Charleston High School; and, Paula Coker and students from Mattoon High School.

The Dekan Athletic Equipment Company, working in conjunction with the Gill Company has provided the track and field equipment and digital watches used for timing. Photocopying and other equipment provided by Advance Office Machines and Bundy Business Machines is being used to help streamline the reporting of results for the competitors and news media here at O'Brien Stadium and statewide. Two-way radios from Illinois Consolidated Telephone provide communication from all venues.

Students from Charleston and Mattoon High Schools are serving as runners and hostesses during the meet.

The IHSA greatly appreciates the sincere interest in the young people of Illinois demonstrated by these firms and schools.

# Boys State Track Meet Team Data

## Team Champions

Year	Champion	Coach	Pts.	Year	Champion	Coach	Pts.
1975	Maple Park (Kaneland)	Bruce Peterson	34	1950	Chicago (Phillips)	Henry Springs	19
1893	Peoria		42	1951	Chicago (Phillips)	Henry Springs	24
1894	Urbana		22	1952	LaGrange (Lyons)	Russell Deason	20
1895	Chicago (Englewood)		26	1953	LaGrange (Lyons)	Russell Deason	30 <sup>7</sup> / <sub>10</sub>
1896	Rockford		23	1954	LaGrange (Lyons)	Russell Deason	16
1897	Chicago (Englewood)		22	1955	Blue Island	Ohlen Driver	18
1898	Aurora (East)	George Stuart	36	1956	Chicago Hts. (Bloom)	Ralph Steben	22
1899	Biggsville	J.A. Strang	23	1957	Chicago Hts. (Bloom)	Ralph Steben	39 <sup>1</sup> / <sub>5</sub>
1900	Biggsville	Honey Stuart	33	1958	Chicago Hts. (Bloom)	Ralph Steben	34 <sup>1</sup> / <sub>2</sub>
1901	Chicago (Englewood)		20	1959	Chicago Hts. (Bloom)	Ralph Steben	29
1902	Chicago (South Division)		31	1960	Moline	Gene Shipley	21 <sup>1</sup> / <sub>7</sub>
1903	Chicago (Hyde Park)		24	1961	LaGrange (Lyons)	Max Armer	14
1904	Pontiac		20		Rock Island (Sr.)	Hod Lundeen	14
1905	Chicago (Englewood)		16	1962	Chicago (Phillips)	Carl Bonner	29
1906	Chicago (Wendell Phillips)	Oliver Reilley	12	1963	Alton (Sr.)	James Wigger	23
	Aurora (West)	Holland	12	1964	Alton (Sr.)	James Wigger	19
1907	Oak Park	Lewis Omer	18	1965	Evanston	Bob Trevarthen	25
1908	Oak Park	Lewis Omer	30	1966	Evanston	Bob Tervarthen	30
1909	Chicago (University)	John Monilaw	21	1967	Chicago (Harlan)	Gerald Richard	23
1910	Chicago (University)	John Monilaw	26	1968	Hillside (Proviso West)	Don Kohlmann	20 <sup>1</sup> / <sub>2</sub>
1911	Chicago (University)	John Monilaw	23	1969	Alton (Sr.)	James Wigger	26
1912	Chicago (Lane Tech)	Willard	18	1970	Evanston	Ron Helberg	21
1913	Oak Park	Robert Zuppke	34	1971	Evanston	Ron Helberg	24
1914	Class A - Chicago (Univ.)	John Monilaw	42.5	1972	Evanston	Ron Helberg	28
	Class B - LaGrange	B.E. Gordon	28.5	1973	East St. Louis (Lincoln)	George Holliday	26
1915	Class A - Oak Park	Glen Thistlewaite	32		LaGrange (Lyons)	Max Armer	26
	Class B - LaGrange	B.E. Gordon	30	1974	Chicago (Lane Tech)	William Lewis	27
1916	Class A - Joliet	Charles W. Jones	30		Evanston	Ron Helberg	27
	Class B - Harrisburg	Herbert C. Hopkins	20	1975A	Maple Park (Kaneland)	Bruce Peterson	34
	Class C - Evanston (Acad.)	Lewis Omer	48	1975AA	East St. Louis (Sr.)	Jimmy Lewis	29
1917	No Meet			1976A	Granville (Putnam Co.)	Jim Davis	23
1918	No Meet			1976AA	East St. Louis (Sr.)	Jimmy Lewis	30
1919	Class A - Oak Park	Glen Thistlewaite	48	1977A	Maple Park (Kaneland)	Bruce Peterson	54
	Class B - Chicago (Univ.)	John Monilaw	19	1977AA	East St. Louis (Sr.)	Jimmy Lewis	46
1920	Class A - Oak Park	Glen Thistlewaite	41.5		Chicago Hts. (Bloom)	Lonnell Poole	46
	Class B - Marion	E.H. Schreiber	15.5	1978A	Robinson	Tony Cork	35
1921	Class A - Champaign		38	1978AA	East St. Louis (Sr.)	Jimmy Lewis	37
	Class B - Forrest	C.C. Merrill	19	1979A	Chicago (Luther South)	Norm Meier	42
1922	Class A - Evanston	A.P. Bradley	35	1979AA	Evanston (Twp.)	Willie May	51
	Class B - Forrest	C.C. Merrill	19.5	1980A	Chicago (Luther South)	Norm Meier	32
1923	Class A - Oak Park	Frank Winters	25 <sup>7</sup> / <sub>35</sub>	1980AA	Maywood (Proviso East)	Chuck Farinella	40
	Class B - White Hall	Clarence Whiteside	20 <sup>1</sup> / <sub>5</sub>		Waukegan (East)	Marvin Arrington	40
1924	Class A - Oak Park	Frank Winters	46	1981A	Chicago (Leo)	John O'Keefe	46
	Class B - Girard	C.H. Cushman	20	1981AA	East St. Louis (Lincoln)	Arthur Marshall	67
1925	Class A - Danville	J.W. Thomas	17	1982A	St. Anne	Mike Rebello	52
	Eldorado	Earl Bland	17	1982AA	East St. Louis (Lincoln)	Arthur Marshall	77
	Class B - Hinsdale		28	1983A	Cairo	Jim West	45
1926	Chicago (Senn)	Pat Pierce	17.5	1983AA	East St. Louis (Lincoln)	Arthur Marshall	49
1927	Rockford	Charles A. Beyer	19.5	1984A	Melrose Park		
1928	Chicago (Tilden)	Frank J. Hartman	22		(Walther Lutheran)	Stan Reddel	52
1929	Chicago (Hyde Park)		15	1984AA	East St. Louis (Lincoln)	Arthur Marshall	49
	Chicago (Tilden)	Frank J. Hartman	15	1985A	Cairo	Jim West	54
1930	Oak Park	Bob Woodruff	29	1985AA	East St. Louis (Sr.)	Gordon Schoby	40
1931	Oak Park	Bob Woodruff	17	1986A	Chicago (Luther South)	Oscar Kieschnick	48
1932	Oak Park	Bob Woodruff	32	1986AA	North Chicago	Amos Jones	39
1933	Rockford	Charles A. Beyer	18	1987A	Pontiac	Chuck Lucas	58
1934	Winnetka (New Trier)	John Nay	19	1987AA	Oak Park		
1935	Rockford	Charles A. Beyer	21		(O.P.-River Forest)	Glen Cothorn	43
1936	Elmhurst (York)	Clarence East	20	1988A	Cairo	Jim West	58
1937	Oak Park	Bob Woodruff	18.5	1988AA	Chicago Hts. (Bloom)	Lonnell Poole	38
1938	Oak Park	Bob Woodruff	29	1989A	St. Anne	Joe Urbelis	53
1939	Elmhurst (York)	Clarence East	22	1989AA	Rock Island (H.S.)	John Coolidge	46
1940	Maywood (Proviso)	Otto H. Matte	16.5	1990A	Cairo	Jim West	61
1941	Des Plaines (Maine)	Sam Marzulo	20	1990AA	Joliet (West)	John Harr	56
1942	Oak Park	Don Harshbarger	26 <sup>7</sup> / <sub>5</sub>	1991A	Chicago (Luther South)	Tony Rainey	53
1943	Chicago (Phillips)	Lawrence Bingley	18	1991AA	East St. Louis (Sr.)	John Davis	52
1944	Winnetka (New Trier)	John M. Nay	41 <sup>1</sup> / <sub>2</sub>				
1945	Oak Park	Don Harshbarger	27 <sup>3</sup> / <sub>4</sub>				
1946	Des Plaines (Maine)	Sam Marzulo	16				
1947	Oak Park	Robert C. Wright	33				
1948	LaGrange (Lyons)	Russell Deason	15				
1949	LaGrange (Lyons)	Russell Deason	26 <sup>7</sup> / <sub>10</sub>				

## Class A Boys Track Multiple Winners


\* = Record (I) = IHSA Record (P) = Prep Record

Year	Competitor, School	Year	Competitor, School
1975	Mark Claypool, Maple Park (Kaneland) Triple Jump @ 46-0 1/4* 440 Dash @ :49.08*	1982	John McCarthy, Buffalo (Tri-City) 300 Low Hurdles @ :37.89 110 High Hurdles @ :14.39 (wind-aided)
1975	Steve Safranski, Granville (Putnam Co.) Long Jump @ 22-11* 220 Dash @ :21.94*	1983	Kip Wright, Cairo Long Jump @ 22-5 1/4 Triple Jump @ 46-10 1/2
1976	Steve Safranski, Granville (Putnam Co.) Long Jump @ 23-3 1/4* 100 Dash @ :09.95*	1983	John Jacobson, Cornell 1600 Run @ 4:19.04* 3200 Run @ 9:12.55*
1976	Reo Rorem, Gilman Mile @ 4:18.65 Two-Mile @ 9:11.44*	1984	Sean Canaday, Riverton Shot @ 57-7 Discus @ 177-1
1976	Brent Barth, Peru (St. Bede) 120 High Hurdles @ :14.52 330 Low Hurdles @ :38.00*	1984	Tom Mowatt, Chicago (The Latin School) Long Jump @ 22-8 3/4 Triple Jump @ 46-3 1/2
1977	Mark Claypool, Maple Park (Kaneland) Long Jump @ 22-3 2/3 440 Dash @ :47.18* (I)	1985	Eric Childs, Cairo 100 Dash @ :10.79 200 Dash @ :22.67
1978	Mike Simpson, Casey 100 Dash @ :09.85 (wind-aided) 220 Dash @ :22.19	1986	Cary Chandler, Chicago (Luther South) 100 Dash @ :10.96 200 Dash @ :22.31
1979	Dan Jeffers, Rochester Long Jump @ 23-6 3/4 100 Dash @ :09.98	1987	Chad Canaday, Riverton Shot @ 58-3 Discus @ 177-6
1980	Mike Conley, Chicago (Luther South) Long Jump @ 21-11 Triple Jump @ 47-3 1/4	1987	Todd Lopeman, Pontiac 1600 Run @ 4:18.09 3200 Run @ 9:13.42
1980	Steve Buchholz, Paxton 100 Dash @ :10.97 200 Dash @ :22.06	1987	Britt Malott, Anna (A.-Jonesboro) 100 Hurdles @ :14.43 300 Hurdles @ :37.30
1981	Mike Conley, Chicago (Luther South) Long Jump @ 23-2 1/4 Triple Jump @ 50-9* (I) 100 Dash @ :10.64 (wind-aided) 200 Dash @ :22.26	1988	Lubeech Graves, Cairo 100 Dash @ :10.78 200 Dash @ :22.14
1981	John McCarthy, Buffalo (Tri-City) 110 High Hurdles @ :14.33 (wind-aided) 300 Low Hurdles @ :37.75	1989	Lubeech Graves, Cairo 100 Dash @ :10.65 200 Dash @ :21.66
1982	John Jacobson, Cornell 1600 Run @ 4:20.24 3200 Run @ 9:17.69	1990	Phil Swenson, Leland 1600 Run @ 4:24.26 3200 Run @ 9:26.22
		1990	Lubeech Graves, Cairo 100 Dash @ :10.47 200 Dash @ :21.70
		1991	Greg Groat, Princeton Shot @ 58-8 3/4 Discus @ 177-4

## Class AA Boys Track Multiple Winners

\* = Record (I) = IHSA Record (P) = Prep Record

Year	Competitor, School
1975	Greg Foster, Maywood (Proviso East) 120 High Hurdles @ :13.47 330 Low Hurdles @ :36.0* (I)
1978	Duane Bibbie, Harvey (Thornton) Long Jump @ 24-3 1/4 Triple Jump @ 49-3 1/4
1978	Tom Graves, Orland Park (Sandburg) Mile @ 4:09.37 Two-Mile @ 9:06.91
1979	Bob McGee, Evanston (Twp.) 100 Dash @ :09.51 120 High Hurdles @ :13.87 330 Low Hurdles @ :36.94
1981	Wallace Spearmon, Blue Island (Eisenhower) 100 Dash @ :09.95 (wind-aided) 200 Dash @ :21.53
1982	Barry Malloy, East St. Louis (Lincoln) 110 High Hurdles @ :13.98 (wind-aided) Long Jump @ 23-5 1/4
1982	Gary Kostrubala, Chicago (Marist) Shot @ 61-3 1/2 Discus @ 184-2* (I)
1982	Albert Robinson, Chicago (Hales Franciscan) 100 Dash @ :10.39 (wind-aided) 200 Dash @ :21.56*
1983	Kelly Reed, Chicago (Kenwood) 100 Dash @ :10.53 200 Dash @ :21.64
1984	Tim Simon, Maywood (Proviso East) Long Jump @ 25-0 1/4 (wind-aided) 400 Dash @ :47.48
1984	Thomas Adams, Rock Island (H.S.) 200 Dash @ :21.56 (wind-aided) 100 Dash @ :10.40
1985	Harold Leonard, Chicago (Mt. Carmel) 400 Dash @ :46.51 (I) 200 Dash @ :21.49 (I)
1986	Lance Stewart, Tinley Park (H.S.) Shot @ 60-3 1/4 Discus @ 186-3
1988	Steve Kelly, Joliet (West) 100 Dash @ :10.59 400 Dash @ :47.37
1989	Tim Newsone, Rock Island (H.S.) 100 Dash @ :10.59 200 Dash @ :21.54
1991	Kerwin Badie, Hillside (Proviso West) 100 Dash @ :10.66 200 Dash @ :21.92
1991	Greg Wilkins, Chicago (C.-Vocational) Shot @ 60-2 Discus @ 178-9



# Illinois High School Association

Prelims March 18, Class A and Class AA finals March 20, King Of The Hill March 20 @ Assembly Hall, Champaign



**Schools Not Eligible For Team Honors**

- Ashland (A.C. Central)
- Chicago (Quigley Prep)
- Chicago (St. Benedict)
- Coulterville
- Finlay
- Hamilton

**How To Score The Finals**  
 Final Place 1st 2nd 3rd 4th 5th 6th 7th 8th  
 Team Points 10 8 6 5 4 3 2 1

CLASS A School	Qualifiers to Finals	Long Jump	Pole Vault	High Jump	Shot Put	Triple Jump	Discus	3200 Meter Relay	400 Meter Relay	3200 Meter Run	110 Meter High Hurdles	100 Meter Dash	800 Meter Run	800 Meter Relay	400 Meter Dash	300 Meter Low Hurdles	1600 Meter Run	200 Meter Dash	1600 Meter Relay	Pts.	Final Place		

CLASS AA School	Qualifiers to Finals	Long Jump	Pole Vault	High Jump	Shot Put	Triple Jump	Discus	3200 Meter Relay	400 Meter Relay	3200 Meter Run	110 Meter High Hurdles	100 Meter Dash	800 Meter Run	800 Meter Relay	400 Meter Dash	300 Meter Low Hurdles	1600 Meter Run	200 Meter Dash	1600 Meter Relay	Pts.	Final Place		



# Officials Appointed by IHSA for 1992 Boys State Final Track and Field Meet

**Honorary Referee:**

Chic Anderson, Palatine

**Meet Referee:**

Ron Helberg, Glenview

**Starter:**

William Anderson, Rantoul

**Aid to Starter:**

Becki Anderson, Worth

**Assistant Starter:**

Jerry Kats, Peoria  
John Polka, Oak Park  
Alec Rexroat, Oak Park

**Clerk of Course:**

Bill Brandvold, Mattoon

**Asst. Clerk of Course:**

Owen Fuller, Metamora  
Michael Gibbs, River Forest  
Kenneth Helberg, Naperville  
Ralph Krupke, Roselle

**Relay Clerk:**

Robert Hout, Newton  
Steve Kindel, Springfield  
Travis Kindel, Springfield  
Johnie Meisner, Easton  
Robert Polson, Palos Park  
John Steele, Royalton

**Relay Teams Recorder:**

Suzanne Pariseau, Warrenville

**Announcer:**

Allan Goodman, Hoffman Estates  
Matt Piescinski, Charleston

**Asst. Announcer:**

Dan Schwarz, Elgin

**Scorer:**

Darrell Prince, Crete  
Art Sievers, Monticello  
Lynn Swango, Monticello

**Accutrack Operator:**

Larry Clear, Gordonville, MO  
Donald Helberg, Wheaton

**Accutrack Film Evaluator:**

Dick Hamann, Carrollton  
Edward Key, Jr., Chicago  
Willie May, Chicago  
Rodney Schaefer, Monticello  
Steven Wiesbrook, Naperville

**Head Finish Judge:**

Carlin Nalley, Lisle  
Mark Jostes, Morton

**Finish Judge:**

Russell Attis, Mt. Prospect  
Washington Bush, Peoria  
Robert Crawford, Rockford  
Doug Crowell, Aledo  
John Davis, Glenview  
Frank Dutton, Mahomet  
Joseph Gross, Indian Head Park  
Ron Holden, Decatur  
Connie Hood, Madison, WI  
Dennis Hood, Madison, WI  
George Lafferty, Alexis  
Ed Madix, Decatur  
Christopher Perry, Peoria  
Ron Powell, Alexis  
Mark Praul, Peoria  
Hal Prichard, Decatur  
Bruce Samore, Waterloo, WI  
Chris Schaive, Ottawa  
James Schaive, Ottawa  
Gary Scholz, Schaumburg  
John Sevener, Crystal Lake  
James Smarjesse, Peoria  
Don VanDerSnick, Batavia

**Head Timer:**

Charles Feutz, Schaumburg  
Richard Welty, Palatine

**Asst. Head Timer:**

Gene McFarland, Charleston

**Timer:**

John Allwood, LaGrange Park  
Norman Armstrong, Smithton  
Rich Bader, Arlington Hts.  
Jerry Blew, Wheaton  
Richard Bokor, Palatine  
Frank Chiodo, Normal

**Timer: (Continued)**

Don Crandall, Palatine  
Joe Crane, Olney  
Elbert Eschman, Collinsville  
Harry Fletcher, Oregon  
Dwayne Foote, Libertyville  
Kevin Fuhr, Mattoon  
Francis Kite, Riverside  
Bob LaCroix, Peoria  
Keith Lowell, Normal  
Bud Maynard, Farmer City  
Jerry McGuire, Oak Park  
Don Merrick, Pekin  
Alan North, Marion  
Brewster Parker, Lincoln  
John Welsh, Lincoln  
Rod White, Centralia

**Finish Line Marshal:**

James Baker, Hudson  
Paul Neakrase, Washington

**Finish Line Recorder:**

Harold Bowen, Farmington  
Dr. Kenneth Kite, Hoffman Estates

**Finish Line Holder:**

Ken Kite, Hoffman Estates  
Brett Rogers, Crystal Lake

**Head Inspector:**

Doug Barclay, Bourbonnais  
Renny Garshelis, Charleston

**Inspector:**

Nate Anderson, Decatur  
Matthys Bax, Carmi  
Bob Brown, Sterling  
Lee Clark, Olney  
Jim Crum, Beardstown  
Tom Dardugno, St. Charles, MO  
Skip Dillon, Beardstown  
Mark Endicott, Palatine  
Wayne Endicott, Palatine  
Ray Fuhr, Mattoon  
Charles Ingram, Harrisburg  
James Johnson, Charleston  
Larry Kight, Beardstown  
Carl Manier, Jr., Tunnel Hill  
Charles Manier, Tunnel Hill  
Madelynn Martino, Lansing  
Lloyd Moma, Blue Mound  
Michael Sullivan, Elmwood  
Stephen Weckstein, Highland Park  
R. Bruce Weiman, Camargo

**Head Pole Vault Judge, Crew #1:**

Dwight Simmons, Decatur

**Pole Vault Judge, Crew #1:**

Jeff Brock, Galesburg  
Chris Hilvert, Schaumburg  
Ken Koval, Midlothian

**Head Pole Vault Judge, Crew #2:**

Charles Shurtz, Waltonville

**Pole Vault Judge, Crew #2:**

Kurt Hasenstein, Mt. Prospect  
Van Steckelberg, Galesburg

**Head Pole Vault Judge, Crew #3:**

J.J. DeMattei, Centralia  
Donald Slota, Mokena  
Scott Ward, Morris

**Head High Jump Judge, Crew #1:**

Joyce Carlson, Chicago

**High Jump Judge, Crew #1:**

David Axelrod, Highland Park  
Kevin Dooley, Waterloo  
Floyd Rogers, Crystal Lake

**Head High Jump Judge, Crew #2:**

Stan Martin, Springfield

**High Jump Judge, Crew #2:**

Jack Hirschbach, Chester  
John Mills, Sullivan  
Richard Evans, Morton

**Head Long Jump Judge, Crew #1:**

Howard Morgan, Peoria

**Long Jump Judge, Crew #1:**

Steven Birkey, Danville  
Randall Dwyer, Streator

**Head Long Jump Judge, Crew #2:**

William Bulat, Rock Island

**Long Jump Judge, Crew #2:**

Virgil McElfresh, Peoria  
Donald Schaefer, Charleston

**Head Triple Jump Judge, Crew #1:**

Gary Coates, Princeton

**Triple Jump Judge, Crew #1:**

Art Carlson, Oregon  
David Daugherty, Mason City  
John Eakle, Danville  
Darren Winkler, Lanton

**Head Triple Jump Judge, Crew #2:**

Ronald Campbell, Skokie

**Triple Jump Judge, Crew #2:**

Tedd Beastall, Chicago  
Rob Graf, Bartlett  
Warren Hoger, Melrose Park  
Dan Moy, Jacksonville  
Graham Urdike, Centralia

**Head Shot Put Judge, Crew #1:**

Crenden Keller, Crystal Lake

**Shot Put Judge, Crew #1:**

Pat McBride, Rockford  
Anthony Rinchuso, Quincy

**Head Shot Put Judge, Crew #2:**

Thomas Miller, Dundee

**Shot Put Judge, Crew #2:**

Doug Chapman, Belvidere  
Joe Schlender, Elk Grove Village

**Shot Put Inspector:**

Brad Schwartzwalder, Carpentersville  
Glenn Schwartzwalder, Carpentersville

**Head Discus Throw Judge, Crew #1:**

Geza Ehrentreu, Peoria Hts.

**Discus Throw Judge, Crew #1:**

Woody Burnett, Belleville  
John Harrer, Arthur  
Thomas Holt, Chicago Hts.

**Head Discus Throw Judge, Crew #2:**

Don Kemp, Stronghurst  
James Woodward, Murphysboro

**Discus Throw Judge, Crew #2:**

Carl Magsamen, Elk Grove Village  
Warren McGhee, Urbana  
Otis Taylor, Herrin  
Dennis Winkler, Morton

**Discus Implement Inspector, Crew #1:**

Emilio "Mush" Bassy, Columbia

**Discus Implement Inspector, Crew #2:**

Paul Browning, Belleville

**Head Anemometer Operator:**

Ben Ward, Chicago

**Anemometer Staff:**

Steve Arrivo, Lockport  
Mark McCabe, Gurnee  
Jerry Slack, Wheaton

**Seeding Staff:**

John Cheney, Berwyn  
Loyd Gafford, Wood River  
Jim Lewis, East St. Louis  
David Pasquini, Arlington Hts.

**Equipment Coordinator:**

George Dekan, West Chicago

**Track Events Supervisor:**

Advisory Committee Member

**Finish Line Flow Supervisor:**

Ronald Helberg, Glenview

**Field Events Supervisor:**

Phil Salzer, Peoria

**Pole Vault Supervisor:**

Glenn Cothorn, Warrenville

**Records Supervisor:**

Hank Feldt, Mascoutah

**Awards Supervisor:**

Advisory Committee Member

**Administrative and Information Chairman:**

Larry Ragsdale, Knoxville

**Administrative and Information:**

Walt Emmore, Charleston  
Jerry Parsons, Normal

**Awards:**

Raymond Collier, North Aurora

**Jury of Appeals:**

Glen Hamilton, Pinckneyville  
Jerry Parsons, Normal  
Larry Ragsdale, Knoxville  
Phil Salzer, Peoria

**Games Committee:**

John Bailey, Jr., East St. Louis  
(Lincoln)

Dennis Best, Coal City

Gary Coates, Princeton

Dorothy Dawson, Chicago

(Dunbar)

Hank Feldt, Lebanon

Ronald Helberg, Glenview

(Glenbrook South)

Willie May, Evanston (Twp.)

Denise Morrison, Franklin Park (Leyden)

Dr. Ronald O'Brien, Joliet (West)

Phil Salzer, Peoria (H.S.)

Robin Taft, Rochester

**Press Room Runner:**

Andrew Rogers, Crystal Lake

**Press and Affiliated Staff:**

Jim Flynn, IHSA Office

Dave Kidwell, EIU Sports

**Information Staff**

Gary Hills, Springfield

Judy Donaldson, Normal

Jan Wrigley, Bloomington

Jack Ashmore, Charleston

Mike Bradd, Mattoon

Darin Bryan, Charleston

Jim Erdmann, Charleston

Wilburn Hutson, Charleston

Peggy Klingler, Olney

Kris Laise, East Stroudsburg, PA

Sarna McEwan, Queensland,

Australia

**Administrator in Charge:**

Ola Bundy, Assistant Executive Director

**EIU Representative:**

Joan Schmidt, Associate Athletic Director



**RON HELBERG**  
Glenview  
Meet Referee



**WILLIAM ANDERSON**  
Rantoul  
Starter




**BILL BRANDVOLD**  
Mattoon  
Clerk of Course



**CARLIN NALLEY**  
Lisle  
Head Finish Judge



**MARK JOSTES**  
Morton  
Head Finish Judge



**CHARLES FEUTZ**  
Schaumburg  
Head Timer



**RICHARD WELTY**  
Palatine  
Head Timer



**DOUG BARCLAY**  
Bourbonnais  
Head Inspector



**RENNY GARSHELIS**  
Charleston  
Head Inspector

# "Welcome to Our Campus"

**EAST HALL**  
(2103 12th St.)

**EASTERN ILLINOIS UNIVERSITY**  
BOARD OF GOVERNORS UNIVERSITIES  
Charleston, Illinois

**EASTERN ILLINOIS UNIVERSITY**  
Charleston, Illinois 61920

Eastern Illinois University is located in Charleston, Illinois, county seat of Coles County, in east central Illinois. The city has a population of approximately 20,000 including students. Route 16, a four lane highway, provides access to Interstate 57, eight miles to the west.

**BUILDING LEGEND**

1 OLD MAN (Livingston C. Lord Administration Building)	24 KLEHM HALL (Walter Klahm Hall)
2 BAIR HALL (Francis G. Bair Hall)	25 COLEMAN HALL (Charles H. Coleman Hall)
3 PEMBERTON HALL	26 TAYLOR HALL
4 PHYSICAL SCIENCE BUILDING	27 THOMAS HALL
5 STUDENT SERVICES BUILDING	28 ANDREWS HALL
6 PHYSICAL PLANT SERVICES BUILDING	29 LARSON HALL
7 POWER PLANT	30 LANTZ BUILDING (Charles P. Lantz Health, Physical Education and Recreation)
8 MAFFEE GYM	31 LINCOLN STEVENSON DOUGLAS HALLS
9 FLORENCE McALPHEE GYMNASIUM	32 BRAINARD HOUSE
10 UNIVERSITY UNION (Merrill Luther King, Jr. University Union)	33 UNIVERSITY APARTMENTS
11 BOOTH HOUSE	34 CARMAN HALL
12 UNIVERSITY POLICE DEPARTMENT	35 O'BRIEN FIELD
13 BUZZARD HOUSE	36 PHIPPS LECTURE HALL
14 CLINICAL SERVICES BUILDING	37 THIBBS ARTS CENTER
15 FINE ARTS CENTER (Dunoy V. Dunoy Fine Arts Center)	38 EAST HALL
16 FORD HALL	39 NINTH STREET HALL
17 MORNING HALL	40 GREENWOOD SCHOOL
18 WELLS HALL	41 LUSKIN HALL
19 GREGG HALL	42 GREEK COURT
20 BOOTH LIBRARY (Mary J. Booth Library)	43 LINGER HOUSE
21 LIFE SCIENCE VIVARIUM	44 UNIVERSITY COURT
22 GREENHOUSE (Thur. Greenhouse)	45 AFRICAN AMERICAN CULTURAL CENTER
23 BUZZARD BUILDING (Robert G. Buzzard Building)	47 STUDENT RECREATION CENTER (Under Construction)

VISITOR PARKING

Revised 3-91


All of us here at Eastern Illinois University are proud to extend a very special welcome to our campus for the Annual Illinois High School Association State Track and Field Meet. We congratulate each of you for advancing to the State Final, wish you well in the competition and hope you have a pleasant stay on our campus.

Eastern is pleased and proud to host this event, now in its 19th year for girls and 18th year for boys on our campus. We hope that you enjoy using the O'Brien Stadium facilities and that you establish lasting friendships during the competition.

Those of you competing this weekend are among the very best high school athletes in Illinois and America. Many former IHSA state champions have participated in the Olympics. All of us in Illinois are proud of how well they represented our nation's values of sportsmanship and competition. I hope they serve as a model for each of you to accomplish your personal best this weekend.

You are always welcome on the Eastern campus. My best wishes to the IHSA and to you for another great state meet.

Stanley G. Rives  
President




DR. STANLEY G. RIVES  
President



MIKE RYAN  
Athletic Director



JOAN SCHMIDT  
Associate A.D.  
Girls Meet Manager



RON PAAP  
Associate A.D.



PAUL LUEKEN  
Assistant A.D.




NANCY GRANT  
Business Manager



JOHN CRAFT  
Girls Asst. Meet  
Manager



NEIL MOORE  
Boys Meet Manager



JOHN McINERNEY  
Boys Asst. Meet  
Manager



MIKE CLAYTON  
Equipment Manager



CHERYL BIRKHEAD  
Girls Trainer



TRISH CALBERT  
Asst. Trainer



ROB DOYLE  
Boys Trainer



LANCE McNAMARA  
Asst. Trainer



DARIN BRYAN  
Asst. Sports Info. Dir.



DAVE KIDWELL  
Sports Info. Dir.



BILL VEACH  
Community Relations Dir.

# Sport A Winning Attitude



## S P O R T S M A N S H I P

### Meet the Administrative Staff



**DAVE FRY**  
Executive Director



**CHARLENE BREMBERG**  
Asst. Exec. Director



**OLA BUNDY**  
Asst. Exec. Director



**JIM FLYNN**  
Asst. Exec. Director




**MARTY HICKMAN**  
Asst. Exec.



**DON ROBINSON**  
Associate Exec. Director




*You May Reach Us By...*  
 Writing: IHSA Office  
 Box 2715  
 Bloomington, IL  
 61702-2715  
 Calling: (309) 663-6377  
 Fax: (309) 663-7479



### About The 1992 Boys Covers

The photographs on the cover of this year's Boys State Track Official Program were provided by Art Sievers of Monticello, a freelance photographer who also administers the press box at all IHSA events conducted at Illinois State University.

The photo on the cover of Saturday's Official Heat Sheet is provided courtesy of Fred Zwicky of the *Peoria Journal Star*. It is the second straight great victory action photo by him to be on the heat sheet cover.





# IT TAKES WORK TO BE ABLE TO PLAY THIS HARD.

SportsChannel Chicago salutes the kids who play the games.

With comprehensive coverage

of nearly every Illinois High School Association

state championship tournament,

SportsChannel Chicago takes fans back to school all year long.

O U R S E A S O N



N E V E R E N D S